

Particulars	UACS CODE	Appropriations				Current Year				Fiscal Year				Fiscal Year				Unpaid Obligations					
		Authorized Appropriation	Adjustments (To)/From, Realignment	Adjusted Appropriations	Allotments Received	Adjustments (Withdrawal, Realignment)	Transfer To	Transfer From	Adjusted Total Allotments	1st Quarter Ending March 31	2nd Quarter Ending June 30	3rd Quarter Ending Sept. 30	4th Quarter Ending Dec. 31	Total	1st Quarter Ending March 31	2nd Quarter Ending June 30	3rd Quarter Ending Sept. 30	4th Quarter Ending Dec. 31	Total	Unreleased Appropriations	Unobligated Allotment	Due and Demandable	Not Yet Due and Demandable
Maritime Industry Authority (MARINA)	380030000000		10,871,801.09	10,871,801.09	10,871,801.09			10,871,801.09	893,650.71	4,315,122.18	1,035,434.73	4,727,883.08	10,871,880.70	676,230.09	4,344,825.82	856,750.01	4,474,498.42	10,552,104.44			10.39		418,786.26
Region IVA - CALABARZON	380030000000		467,321.00	467,321.00	467,321.00			467,321.00		250,632.63		216,887.40	467,320.03		250,632.63		216,887.40	467,320.03			.87		
Regional Office - IVA	380030300004		467,321.00	467,321.00	467,321.00			467,321.00		250,632.63		216,887.40	467,320.03		250,632.63		216,887.40	467,320.03			.87		
PS			467,321.00	467,321.00	467,321.00			467,321.00		250,632.63		216,887.40	467,320.03		250,632.63		216,887.40	467,320.03			.87		
Region V - Bicol	380030000000		90,576.00	90,576.00	90,576.00			90,576.00			90,575.28		90,575.28			90,575.28		90,575.28			.72		
Regional Office - V	380030300005		90,576.00	90,576.00	90,576.00			90,576.00			90,575.28		90,575.28			90,575.28		90,575.28			.72		
PS			90,576.00	90,576.00	90,576.00			90,576.00			90,575.28		90,575.28			90,575.28		90,575.28			.72		
Region VII - Central Visayas	380030000000		518,412.00	518,412.00	518,412.00			518,412.00		518,411.27			518,411.27		518,411.27			518,411.27			.73		
Regional Office - VII	380030300007		518,412.00	518,412.00	518,412.00			518,412.00		518,411.27			518,411.27		518,411.27			518,411.27			.73		
PS			518,412.00	518,412.00	518,412.00			518,412.00		518,411.27			518,411.27		518,411.27			518,411.27			.73		
Region VIII - Eastern Visayas	380030000000		745,292.00	745,292.00	745,292.00			745,292.00			745,291.29		745,291.29			745,291.29		745,291.29			.71		
Regional Office - VIII	380030300008		745,292.00	745,292.00	745,292.00			745,292.00			745,291.29		745,291.29			745,291.29		745,291.29			.71		
PS			745,292.00	745,292.00	745,292.00			745,292.00			745,291.29		745,291.29			745,291.29		745,291.29			.71		
Region IX - Zamboanga Peninsula	380030000000		871,052.00	871,052.00	871,052.00			871,052.00		458,208.00	159,658.50	253,184.66	871,051.16		458,208.00			458,208.00			.84		412,843.16
Regional Office - IX	380030300009		871,052.00	871,052.00	871,052.00			871,052.00		458,208.00	159,658.50	253,184.66	871,051.16		458,208.00			458,208.00			.84		412,843.16
PS			871,052.00	871,052.00	871,052.00			871,052.00		458,208.00	159,658.50	253,184.66	871,051.16		458,208.00			458,208.00			.84		412,843.16
Region X - Northern Mindanao	380030000000		178,446.00	178,446.00	178,446.00			178,446.00				178,445.53	178,445.53					178,445.53			.47		
Regional Office - X	380030300010		178,446.00	178,446.00	178,446.00			178,446.00				178,445.53	178,445.53					178,445.53			.47		
PS			178,446.00	178,446.00	178,446.00			178,446.00				178,445.53	178,445.53					178,445.53			.47		
Region XI - Davao	380030000000		181,330.00	181,330.00	181,330.00			181,330.00		56,478.23	124,851.00	181,328.23	181,328.23		56,478.23			124,851.00			.77		
Regional Office - XI	380030300011		181,330.00	181,330.00	181,330.00			181,330.00		56,478.23	124,851.00	181,328.23	181,328.23		56,478.23			124,851.00			.77		
PS			181,330.00	181,330.00	181,330.00			181,330.00		56,478.23	124,851.00	181,328.23	181,328.23		56,478.23			124,851.00			.77		
Region XII - SOCCSKSARGEN	380030000000		328,405.09	328,405.09	328,405.09			328,405.09		244,226.53	84,178.09	328,404.62	328,404.62		244,226.53			84,178.09			.47		
Regional Office - XII	380030300012		328,405.09	328,405.09	328,405.09			328,405.09		244,226.53	84,178.09	328,404.62	328,404.62		244,226.53			84,178.09			.47		
PS			328,405.09	328,405.09	328,405.09			328,405.09		244,226.53	84,178.09	328,404.62	328,404.62		244,226.53			84,178.09			.47		
National Capital Region (NCR)	380030000000		7,591,067.00	7,591,067.00	7,591,067.00			7,591,067.00	893,650.71	2,787,165.52	39,809.66	3,870,336.40	7,591,062.29	876,230.09	2,816,669.26	20,883.44	3,870,336.40	7,584,118.19			4.71		6,943.10
Central Office	380030100000		7,591,067.00	7,591,067.00	7,591,067.00			7,591,067.00	893,650.71	2,787,165.52	39,809.66	3,870,336.40	7,591,062.29	876,230.09	2,816,669.26	20,883.44	3,870,336.40	7,584,118.19			4.71		6,943.10
PS			7,591,067.00	7,591,067.00	7,591,067.00			7,591,067.00	893,650.71	2,787,165.52	39,809.66	3,870,336.40	7,591,062.29	876,230.09	2,816,669.26	20,883.44	3,870,336.40	7,584,118.19			4.71		6,943.10
GRAND TOTAL		829,137,000.00	20,680,607.22	849,817,607.22	849,667,646.09		(32,708,427.42)	32,579,649.33	848,538,868.09	131,227,305.56	182,201,627.34	144,717,171.66	258,943,873.13	697,089,877.69	117,866,266.89	161,822,062.33	126,915,892.77	178,508,823.31	586,026,045.30	278,739.22	152,448,890.31	547,088.49	110,516,843.80
PS		346,807,000.00	35,363,107.22	382,170,107.22	381,337,646.09	14,682,500.00	(4,356,243.15)	4,230,465.06	381,891,368.00	76,610,990.78	97,836,758.06	76,815,834.77	129,249,825.21	380,513,608.82	75,867,850.20	86,006,396.64	75,315,554.04	122,113,164.86	369,105,067.86	278,739.22	1,377,758.18	15,000.00	11,392,640.86
MOOE		477,828,000.00	(14,682,500.00)	463,245,500.00	477,828,000.00	(14,682,500.00)	(28,349,184.27)	28,349,184.27	463,245,500.00	50,257,818.05	64,364,869.28	67,901,236.89	129,693,947.92	312,217,672.14	42,001,416.69	61,564,166.96	51,600,338.73	57,395,656.33	212,561,580.71		151,027,627.86	532,088.49	86,124,202.84
FinEX																							
CO		4,402,000.00		4,402,000.00	4,402,000.00				4,402,000.00	4,358,496.73								4,358,496.73					

Certified Correct:

RALPH A. NARVAEZ

Budget Officer

Date:

Certified Correct:

RONICO G. BERINGUEL

Chief Accountant

Date:

Recommended By:

ANNABELL P. LAGAS

Director, FMS

Date:

Approved By:


FELIPE A. JUDAN

Agency Head/Department


Date:

Particulars	UACS CODE	Appropriations								Current Year Obligations				Current Year Commitments				Unreleased Appropriations		Unobligated Allotment		Unpaid Obligations (15-20) = (23+24)		
		Authorized Appropriation	Adjustments (Transfer To/From, Reassignment)	Adjusted Appropriations	Allotments Received	Adjustments (Withdrawal, Reassignment)	Transfer To	Transfer From	Adjusted Total Allotments	1st Quarter Ending March 31	2nd Quarter Ending June 30	3rd Quarter Ending Sept. 30	4th Quarter Ending Dec. 31	Total	1st Quarter Ending March 31	2nd Quarter Ending June 30	3rd Quarter Ending Sept. 30	4th Quarter Ending Dec. 31	Total	Unreleased Appropriations	Unobligated Allotment	Due and Demandable	Not Yet Due and Demandable	
		3	4	5	6	7	8	9	10	11	12	13	14	15	16	17	18	19	20	21	22	23	24	
Regional Office - XIII	3500030300016	864,843.52	1,516,400.00	2,381,243.52	864,843.52			1,516,400.00	2,381,243.52	372,561.48	748,836.74	868,002.01	302,899.07	2,282,299.30	354,715.18	717,139.55	856,316.04	282,494.14	2,220,664.91	88,944.22	600,000.00	600,000.00	(528,365.61)	
MOOE		864,843.52	1,516,400.00	2,381,243.52	864,843.52			1,516,400.00	2,381,243.52	372,561.48	748,836.74	868,002.01	302,899.07	2,282,299.30	354,715.18	717,139.55	856,316.04	282,494.14	2,220,664.91	88,944.22	600,000.00	600,000.00	(528,365.61)	
GRAND TOTAL		468,273,805.80		468,273,805.80	470,206,712.14			(23,885,354.87)	23,885,354.87	470,209,712.14	30,287,754.40	38,480,855.26	62,209,564.22	287,892,230.48	418,870,404.37	26,360,676.42	35,678,173.54	44,283,233.66	131,759,250.54	238,081,336.16	(1,835,806.34)	51,333,307.77	621,759.03	180,167,309.18
PS																								
MOOE		372,871,694.65		372,871,694.65	374,807,600.89			(23,885,354.87)	23,885,354.87	374,807,600.89	30,287,754.40	38,480,855.26	62,209,564.22	193,183,530.48	324,161,704.37	26,360,676.42	35,678,173.54	44,283,233.66	122,359,250.54	228,681,336.16	(1,835,806.34)	50,745,896.62	621,759.03	94,656,606.16
FinEX																								
CO		95,302,111.15		95,302,111.15	95,302,111.15					95,302,111.15				94,708,700.00	94,708,700.00				6,400,000.00	6,400,000.00		593,411.15		85,308,700.00


Certified Correct:


RALPH A. NARVAEZ
 Budget Officer
 Date:


Certified Correct:


RONICO G. BERINGUEL
 Chief Accountant
 Date: 2/6/18

Recommended By:


ANNABELL R. LAGAS
 Director, FMS
 Date:

Approved By:


FELIPE A. JUDAN
 Agency Head/Department
 Date: