



MARITIME INDUSTRY AUTHORITY SITUATION REPORT -484

Passenger and Cargo Shipping Operations on 7/20/2021
in areas under MGCQ and GCQ

Data generated on 7/20/2021, 3:00:00 PM

HIGHLIGHTS

- Ninety-One percent (91%) of passenger and cargo shipping operations were completed in accordance with the ships' CPC.
- Nine percent (9%) of the shipping operations were affected due to the measures implemented in view Code Red Sublevel 2 for the COVID-19.
- Operations of passenger ships were more affected compared to cargo ships. 100% of the cargo shipping operations were completed under normal conditions compared to passenger ships at 59%.
- **With cargo shipping still operational, transport of goods amid MGCQ, and GCQ is assured.**

PASSENGER AND CARGO SHIPPING IN NUMBERS

7/20/2021

129 Shipping Operations Recorded

27 Passenger Ships Operated

102 Cargo Ships Operated

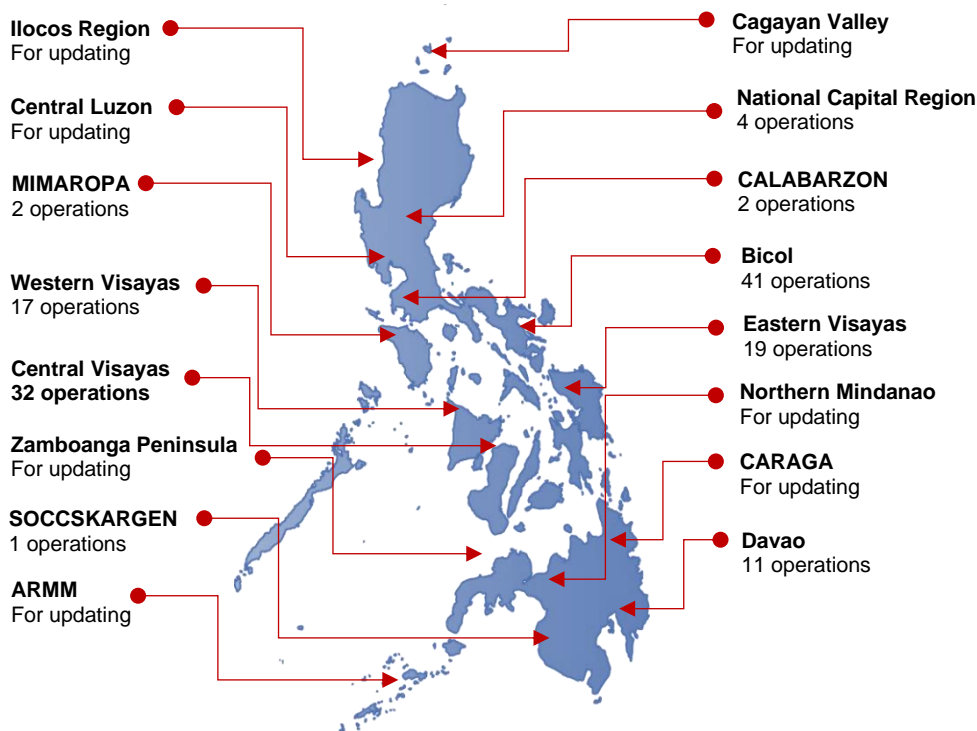
118 Ships Operated Normally

11 Operations Cancelled

0 Operations Delayed

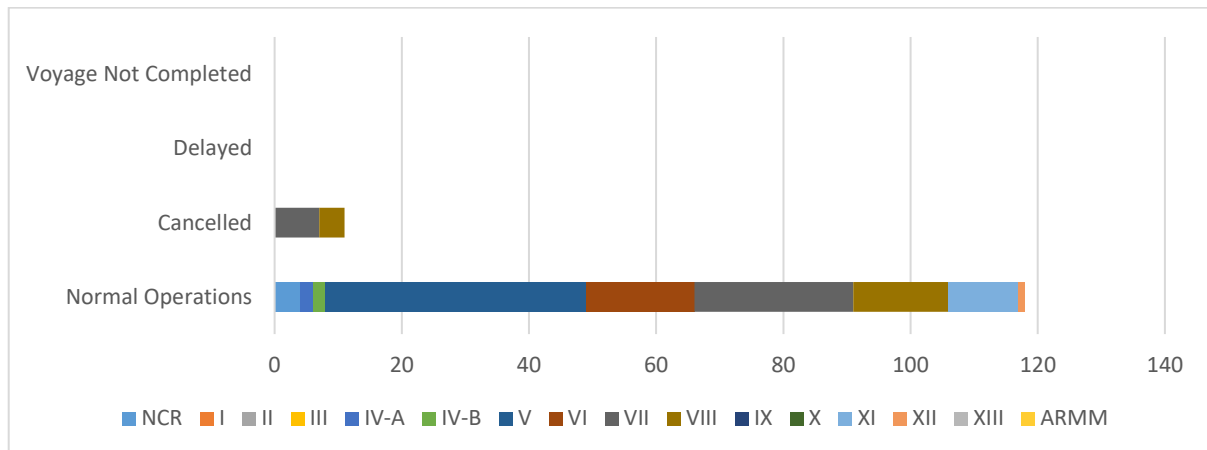
0 Operation Uncompleted

PASSENGER AND CARGO SHIPPING OPERATIONS IN THE PHILIPPINES IN AREAS UNDER MGCQ and GCQ



Total of 129 Passenger and Cargo Shipping Operations

I. STATUS OF SHIPPING OPERATIONS NATIONWIDE



On 7/20/2021, there were 129 passenger and cargo shipping operations conducted wherein 118 or 91% were completed in accordance with their Certificate of Public Convenience (CPC).

Out of the 118 operations completed under normal conditions, the reported movements were mostly in the Bicol Region at 35% and Eastern Visayas Region at 21%.

Meanwhile, 9% of the passenger and cargo shipping operations were cancelled, all due to the community quarantine measures imposed by the different local government units governing the ships' ports of destination. Mostly affected were operations in the Central Visayas and Eastern Visayas Regions.

No passenger ships encountered delays.

Lastly, no shipping operations were not completed at the time of reporting.

II. STATUS OF SHIPPING OPERATIONS BY CLASSIFICATION

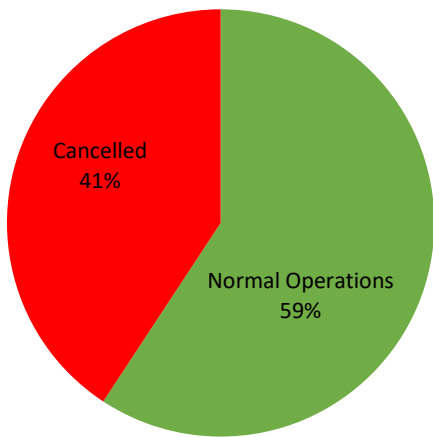
Region	Normal Operations		Cancelled		Delayed		Not Completed	
	Passenger	Cargo	Passenger	Cargo	Passenger	Cargo	Passenger	Cargo
NCR	2	2	-	-	-	-	-	-
I	-	-	-	-	-	-	-	-
II	-	-	-	-	-	-	-	-
III	-	-	-	-	-	-	-	-
IV-A	1	1	-	-	-	-	-	-
IV-B	1	1	-	-	-	-	-	-
V	6	35	-	-	-	-	-	-
VI	3	14	-	-	-	-	-	-
VII	1	24	7	-	-	-	-	-
VIII	-	15	4	-	-	-	-	-
IX	-	-	-	-	-	-	-	-
X	-	-	-	-	-	-	-	-
XI	2	9	-	-	-	-	-	-
XII	-	1	-	-	-	-	-	-
XIII	-	-	-	-	-	-	-	-
ARMM	-	-	-	-	-	-	-	-
Total	16	102	11	-	-	-	-	-

Amid the measures in place due to MGCQ, and GCQ, 102 out of 102 (100%) cargo ships still operated normally – are 3 container ships, 3 general cargo ships, 58 LCT ships, 38 Roro cargo ships.

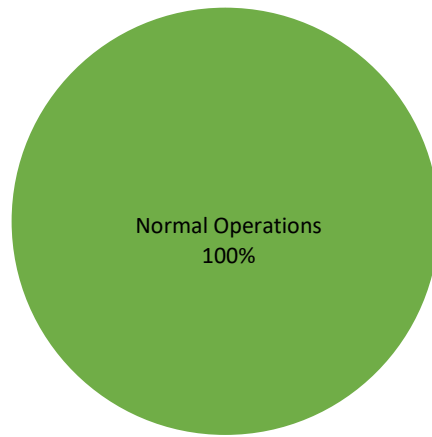
Sixteen (16) passenger ships completed their voyage – 6 conventional passenger ships, 8 RoPax ships and 2 fast craft ferry completed their operations but mostly only carried cargoes during their voyage.

Meanwhile out of the 27 passenger ships, 41% were affected by the measures adopted in view of COVID-19. These measures caused either the cancellation, delay, or uncompleted operations of 11 passenger ships.

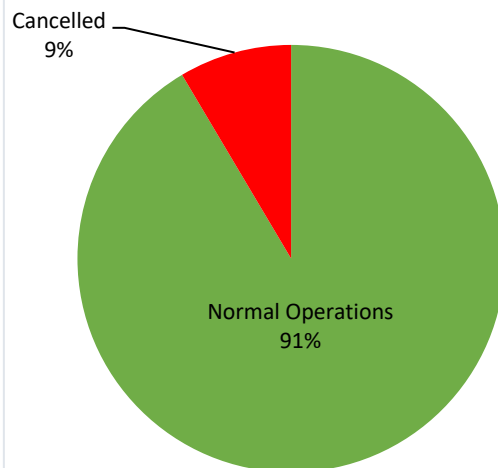
**PASSENGER
Ship Operations**



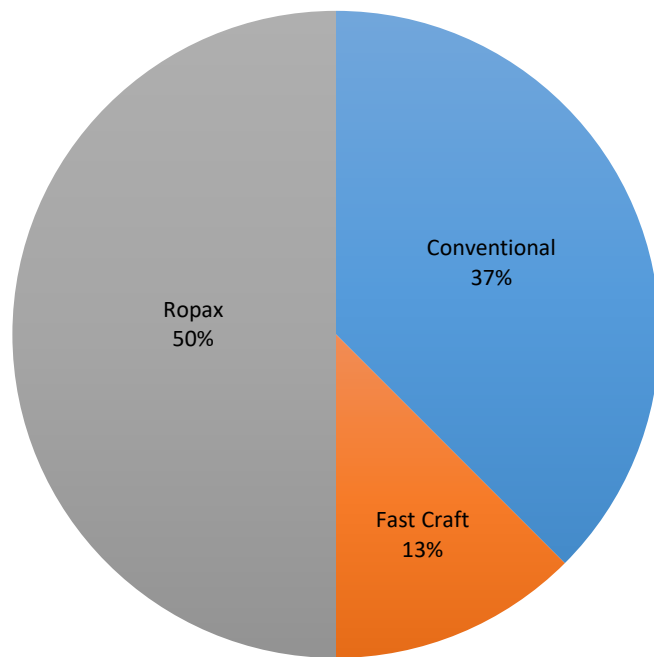
**CARGO
Ship Operations**



**PASSENGER and CARGO
Ship Operations**



Passenger Ship Types under Normal Operations



Cargo Ship Types under Normal Operations

