



MARITIME INDUSTRY AUTHORITY SITUATION REPORT -558

Passenger and Cargo Shipping Operations on 10/2/2021
in areas under MGCQ and GCQ

Data generated on 10/2/2021, 3:00:00 PM

HIGHLIGHTS

- Eighty-Nine percent (89%) of passenger and cargo shipping operations were completed in accordance with the ships' CPC.
- Eleven percent (11%) of the shipping operations were affected due to the measures implemented in view Code Red Sublevel 2 for the COVID-19.
- Operations of passenger ships were more affected compared to cargo ships. 100% of the cargo shipping operations were completed under normal conditions compared to passenger ships at 68%.
- **With cargo shipping still operational, transport of goods amid MGCQ, and GCQ is assured.**

PASSENGER AND CARGO SHIPPING IN NUMBERS

10/2/2021

84 Shipping Operations Recorded

28 Passenger Ships Operated

56 Cargo Ships Operated

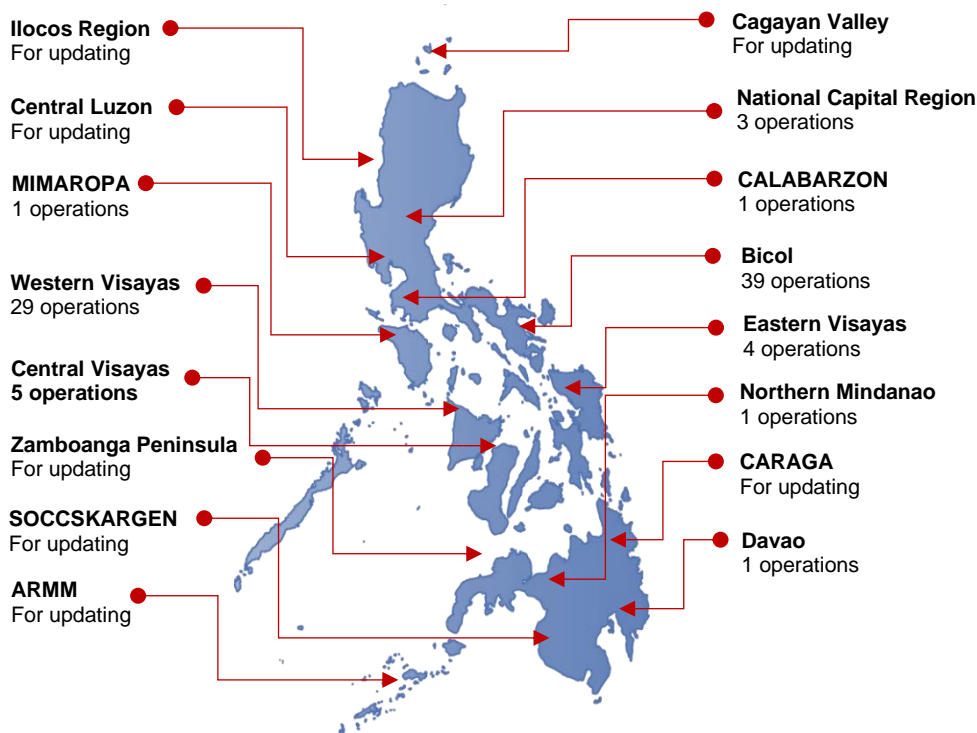
75 Ships Operated Normally

8 Operations Cancelled

1 Operations Delayed

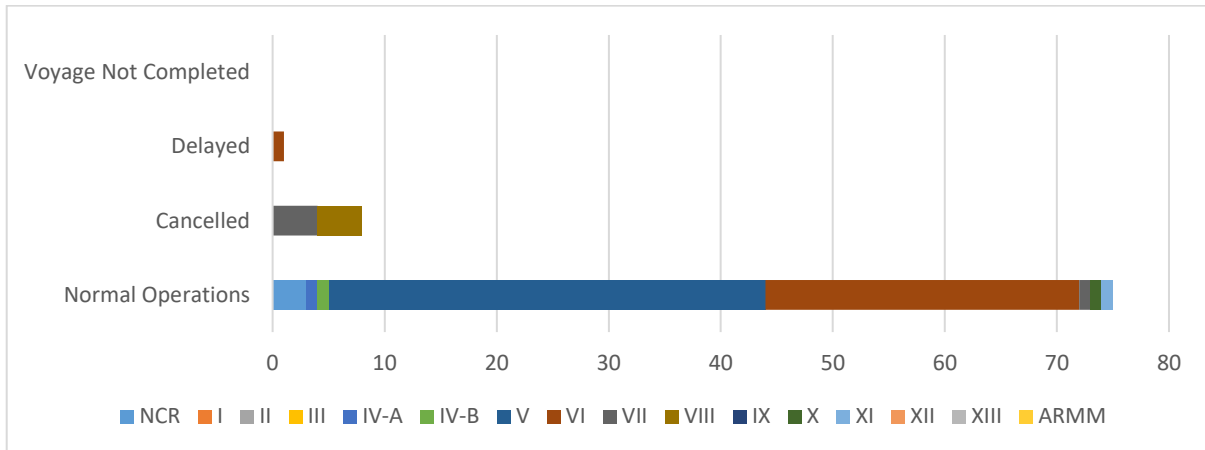
0 Operation Uncompleted

PASSENGER AND CARGO SHIPPING OPERATIONS IN THE PHILIPPINES IN AREAS UNDER MGCQ and GCQ



Total of 84 Passenger and Cargo Shipping Operations

I. STATUS OF SHIPPING OPERATIONS NATIONWIDE



On 10/2/2021, there were 84 passenger and cargo shipping operations conducted wherein 75 or 89% were completed in accordance with their Certificate of Public Convenience (CPC).

Out of the 75 operations completed under normal conditions, the reported movements were mostly in the Bicol Region at 52% and Eastern Visayas Region at 37%.

Meanwhile, 10% of the passenger and cargo shipping operations were cancelled, all due to the community quarantine measures imposed by the different local government units governing the ships' ports of destination. Mostly affected were operations in the Central Visayas and Eastern Visayas Regions.

One (1) passenger ships or 4% encountered delays due to the additional measures adopted in view of COVID-19 such as temperature screening and inspections.

Lastly, no shipping operations were not completed at the time of reporting.

II. STATUS OF SHIPPING OPERATIONS BY CLASSIFICATION

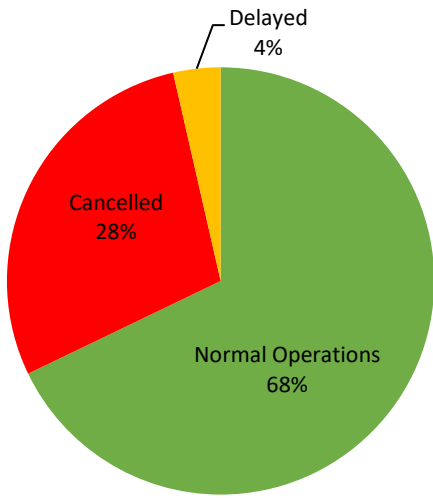
Region	Normal Operations		Cancelled		Delayed		Not Completed	
	Passenger	Cargo	Passenger	Cargo	Passenger	Cargo	Passenger	Cargo
NCR	3	-	-	-	-	-	-	-
I	-	-	-	-	-	-	-	-
II	-	-	-	-	-	-	-	-
III	-	-	-	-	-	-	-	-
IV-A	1	-	-	-	-	-	-	-
IV-B	-	1	-	-	-	-	-	-
V	5	34	-	-	-	-	-	-
VI	9	19	-	-	1	-	-	-
VII	1	-	4	-	-	-	-	-
VIII	-	-	4	-	-	-	-	-
IX	-	-	-	-	-	-	-	-
X	-	1	-	-	-	-	-	-
XI	-	1	-	-	-	-	-	-
XII	-	-	-	-	-	-	-	-
XIII	-	-	-	-	-	-	-	-
ARMM	-	-	-	-	-	-	-	-
Total	19	56	8	-	1	-	-	-

Amid the measures in place due to MGCQ, and GCQ, 56 out of 56 (100%) cargo ships still operated normally – are 1 container ship, 3 general cargo ships, 13 LCT ships, , 39 Roro cargo ships.

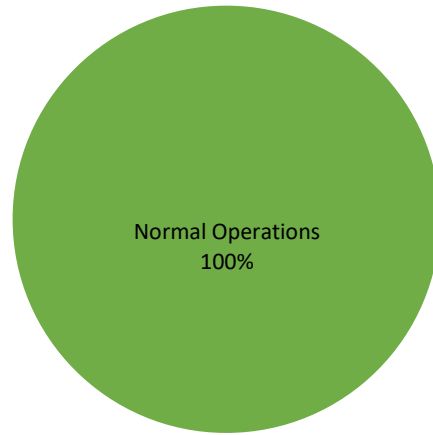
Nineteen (19) passenger ships completed their voyage – 4 conventional passenger ships, 14 RoPax ships and 1 fast craft ferry completed their operations but mostly only carried cargoes during their voyage.

Meanwhile out of the 28 passenger ships, 32% were affected by the measures adopted in view of COVID-19. These measures caused either the cancellation, delay, or uncompleted operations of 9 passenger ships.

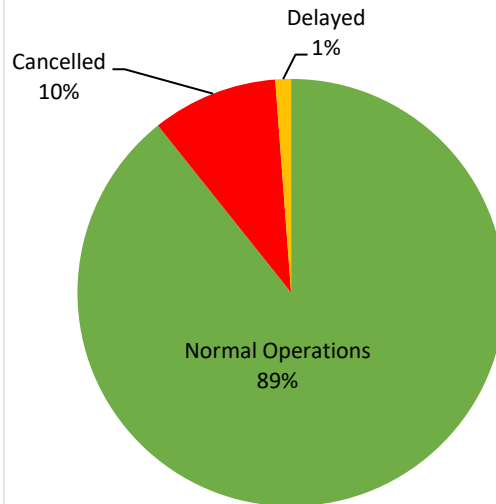
PASSENGER Ship Operations



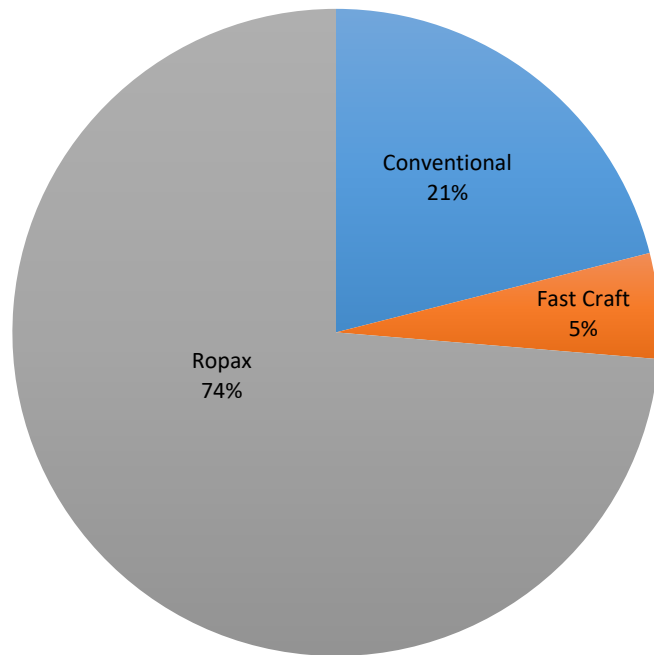
CARGO Ship Operations



PASSENGER and CARGO Ship Operations



Passenger Ship Types under Normal Operations



Cargo Ship Types under Normal Operations

