



MARITIME INDUSTRY AUTHORITY SITUATION REPORT -581

Passenger and Cargo Shipping Operations on 10/25/2021
in areas under MGCQ and GCQ

Data generated on 10/25/2021, 3:00:00 PM

HIGHLIGHTS

- Ninety-Four percent (94%) of passenger and cargo shipping operations were completed in accordance with the ships' CPC.
- Six percent (6%) of the shipping operations were affected due to the measures implemented in view Code Red Sublevel 2 for the COVID-19.
- Operations of passenger ships were more affected compared to cargo ships. 100% of the cargo shipping operations were completed under normal conditions compared to passenger ships at 85%.
- **With cargo shipping still operational, transport of goods amid MGCQ, and GCQ is assured.**

PASSENGER AND CARGO SHIPPING IN NUMBERS

10/25/2021

120 Shipping Operations Recorded

46 Passenger Ships Operated

74 Cargo Ships Operated

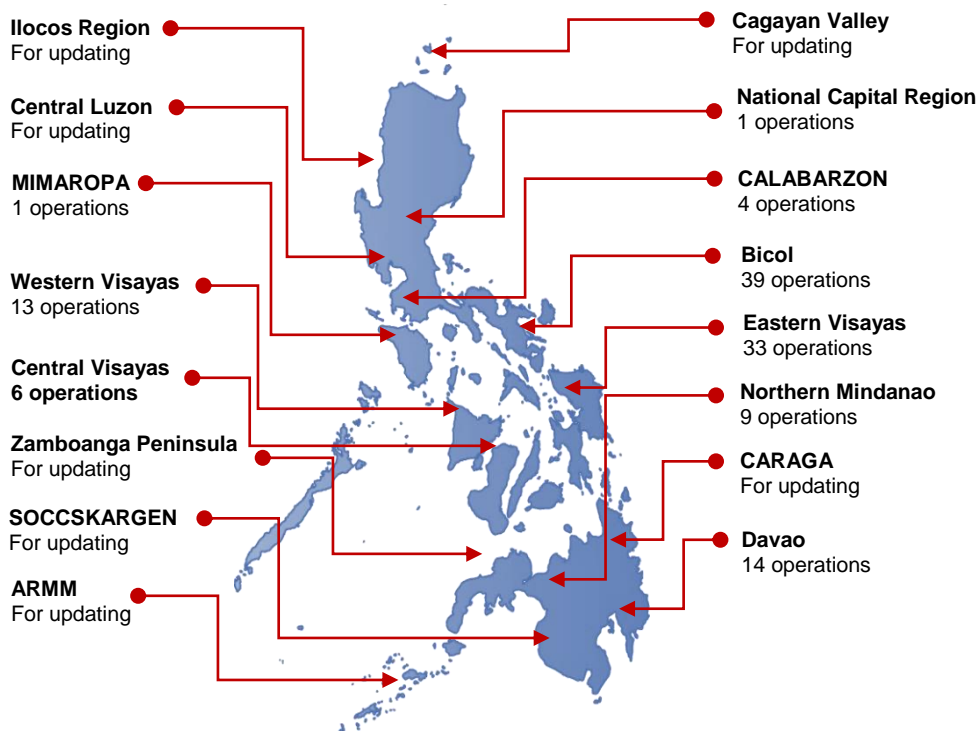
113 Ships Operated Normally

7 Operations Cancelled

0 Operations Delayed

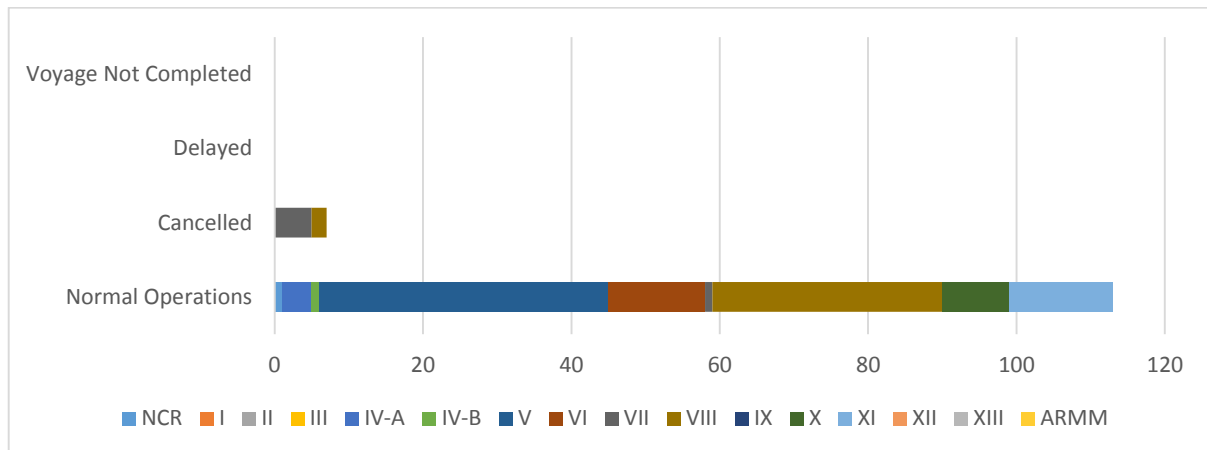
0 Operation Uncompleted

PASSENGER AND CARGO SHIPPING OPERATIONS IN THE PHILIPPINES IN AREAS UNDER MGCQ and GCQ



Total of 120 Passenger and Cargo Shipping Operations

I. STATUS OF SHIPPING OPERATIONS NATIONWIDE



On 10/25/2021, there were 120 passenger and cargo shipping operations conducted wherein 113 or 94% were completed in accordance with their Certificate of Public Convenience (CPC).

Out of the 113 operations completed under normal conditions, the reported movements were mostly in the Bicol Region at 35% and Eastern Visayas Region at 27%.

Meanwhile, 6% of the passenger and cargo shipping operations were cancelled, all due to the community quarantine measures imposed by the different local government units governing the ships' ports of destination. Mostly affected were operations in the Central Visayas and Eastern Visayas Regions.

Lastly, no shipping operations were not completed at the time of reporting.

II. STATUS OF SHIPPING OPERATIONS BY CLASSIFICATION

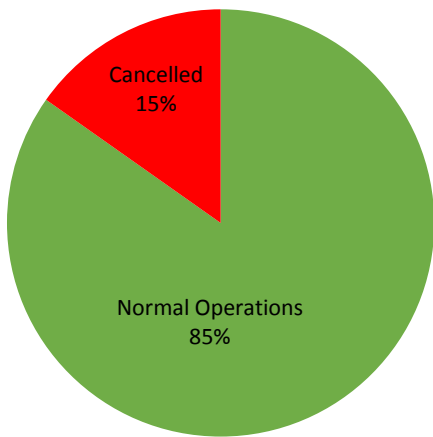
Region	Normal Operations		Cancelled		Delayed		Not Completed	
	Passenger	Cargo	Passenger	Cargo	Passenger	Cargo	Passenger	Cargo
NCR	1	-	-	-	-	-	-	-
I	-	-	-	-	-	-	-	-
II	-	-	-	-	-	-	-	-
III	-	-	-	-	-	-	-	-
IV-A	4	-	-	-	-	-	-	-
IV-B	1	-	-	-	-	-	-	-
V	5	34	-	-	-	-	-	-
VI	6	7	-	-	-	-	-	-
VII	1	-	5	-	-	-	-	-
VIII	17	14	2	-	-	-	-	-
IX	-	-	-	-	-	-	-	-
X	-	9	-	-	-	-	-	-
XI	4	10	-	-	-	-	-	-
XII	-	-	-	-	-	-	-	-
XIII	-	-	-	-	-	-	-	-
ARMM	-	-	-	-	-	-	-	-
Total	39	74	7	-	-	-	-	-

Amid the measures in place due to MGCQ, and GCQ, 74 out of 74 (100%) cargo ships still operated normally – are 6 bulk carrier, 1 container ships, 13 LCT ships, 1 oil tankers, 53 Roro cargo ships.

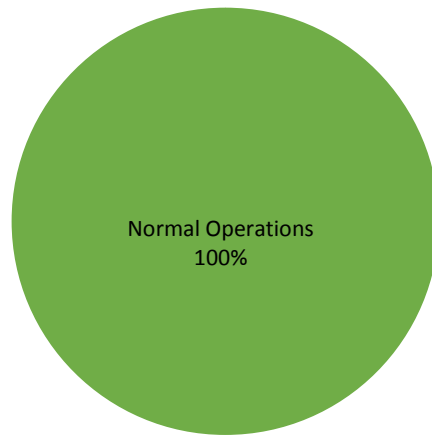
Thirty-nine (39) passenger ships completed their voyage – 19 conventional passenger ships, 14 RoPax ships and 6 fast craft ferry completed their operations but mostly only carried cargoes during their voyage.

Meanwhile out of the 46 passenger ships, 15% were affected by the measures adopted in view of COVID-19. These measures caused either the cancellation, delay, or uncompleted operations of 7 passenger ships.

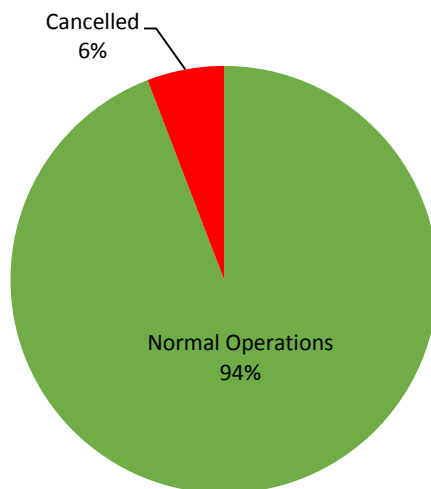
**PASSENGER
Ship Operations**



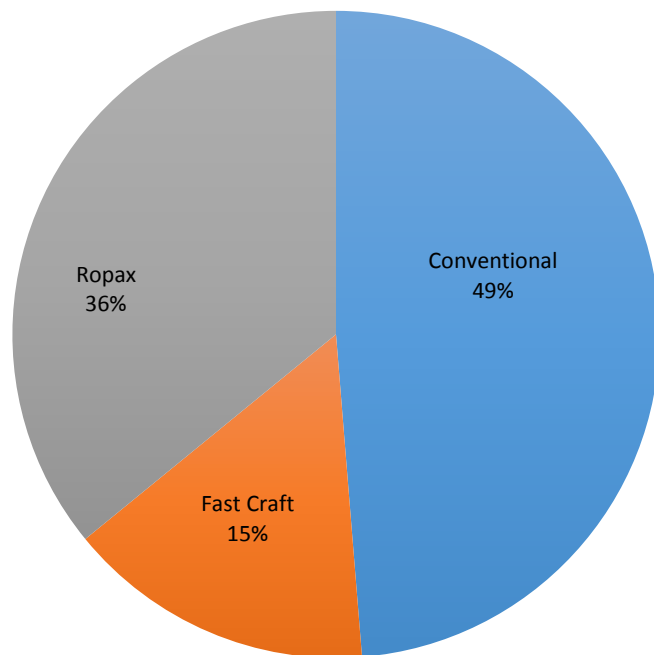
**CARGO
Ship Operations**



**PASSENGER and CARGO
Ship Operations**



Passenger Ship Types under Normal Operations



Cargo Ship Types under Normal Operations

