



MARITIME INDUSTRY AUTHORITY SITUATION REPORT -617

Passenger and Cargo Shipping Operations on 11/30/2021
in areas under MGCQ and GCQ

Data generated on 11/30/2021, 3:00:00 PM

HIGHLIGHTS

- Eighty-eight percent (88%) of passenger and cargo shipping operations were completed in accordance with the ships' CPC.
- Twelve percent (12%) of the shipping operations were affected due to the measures implemented in view Code Red Sublevel 2 for the COVID-19.
- Operations of passenger ships were more affected compared to cargo ships. 100% of the cargo shipping operations were completed under normal conditions compared to passenger ships at 82%.
- **With cargo shipping still operational, transport of goods amid MGCQ, and GCQ is assured.**

PASSENGER AND CARGO SHIPPING IN NUMBERS

11/30/2021

25 Shipping Operations Recorded

17 Passenger Ships Operated

8 Cargo Ships Operated

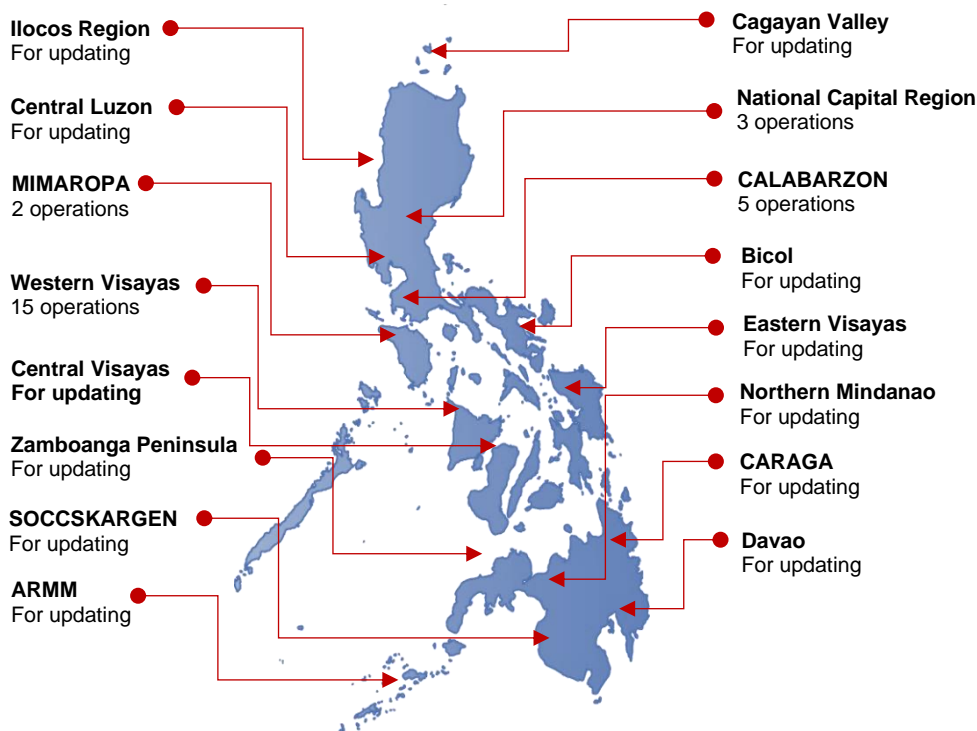
22 Ships Operated Normally

0 Operations Cancelled

3 Operations Delayed

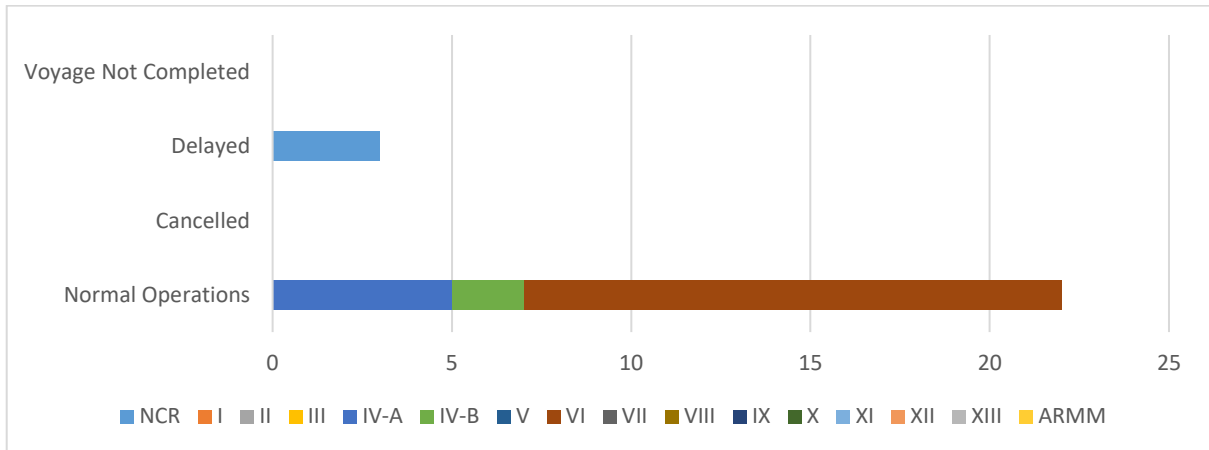
0 Operation Uncompleted

PASSENGER AND CARGO SHIPPING OPERATIONS IN THE PHILIPPINES IN AREAS UNDER MGCQ and GCQ



Total of 25 Passenger and Cargo Shipping Operations

I. STATUS OF SHIPPING OPERATIONS NATIONWIDE



On 11/30/2021, there were 25 passenger and cargo shipping operations conducted wherein 22 or 88% were completed in accordance with their Certificate of Public Convenience (CPC).

Out of the 22 operations completed under normal conditions, the reported movements were mostly in the Western Visayas Region at 68% and CALABARZON Region at 23%.

Three (3) passenger ships or 18% encountered delays due to the additional measures adopted in view of COVID-19 such as temperature screening and inspections.

Lastly, no shipping operations were not completed at the time of reporting.

II. STATUS OF SHIPPING OPERATIONS BY CLASSIFICATION

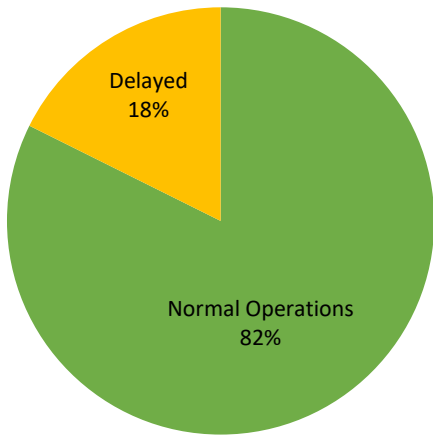
Region	Normal Operations		Cancelled		Delayed		Not Completed	
	Passenger	Cargo	Passenger	Cargo	Passenger	Cargo	Passenger	Cargo
NCR	-	-	-	-	3	-	-	-
I	-	-	-	-	-	-	-	-
II	-	-	-	-	-	-	-	-
III	-	-	-	-	-	-	-	-
IV-A	5	-	-	-	-	-	-	-
IV-B	2	-	-	-	-	-	-	-
V	-	-	-	-	-	-	-	-
VI	7	8	-	-	-	-	-	-
VII	-	-	-	-	-	-	-	-
VIII	-	-	-	-	-	-	-	-
IX	-	-	-	-	-	-	-	-
X	-	-	-	-	-	-	-	-
XI	-	-	-	-	-	-	-	-
XII	-	-	-	-	-	-	-	-
XIII	-	-	-	-	-	-	-	-
ARMM	-	-	-	-	-	-	-	-
Total	14	8	-	-	3	-	-	-

Amid the measures in place due to MGCQ, and GCQ, 8 out of 8 (100%) cargo ships still operated normally – are 1 container ships, 4 LCT ships, 0 oil tankers, 3 Roro cargo ships.

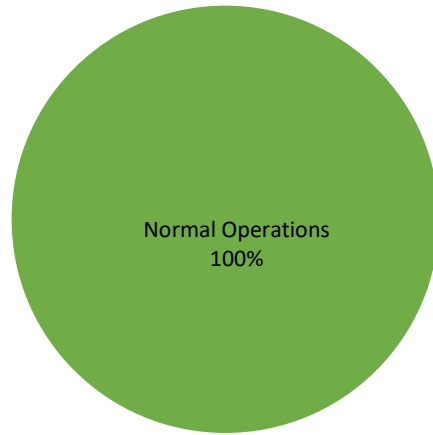
Fourteen (14) passenger ships completed their voyage – 6 conventional passenger ships, 5 RoPax ships and 3 fast craft ferry completed their operations but mostly only carried cargoes during their voyage.

Meanwhile out of the 17 passenger ships, 18% were affected by the measures adopted in view of COVID-19. These measures caused either the cancellation, delay, or uncompleted operations of 3 passenger ships.

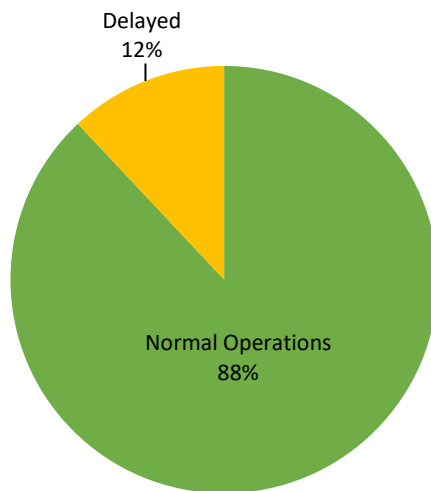
PASSENGER Ship Operations



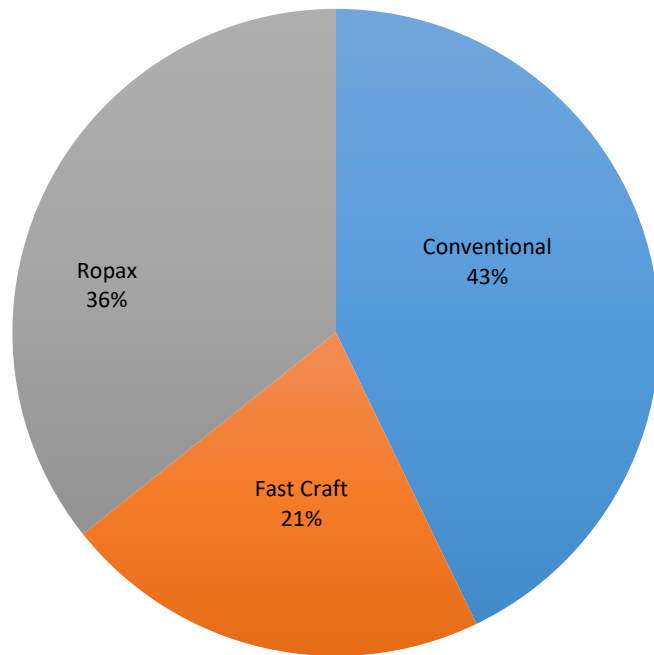
CARGO Ship Operations



PASSENGER and CARGO Ship Operations



Passenger Ship Types under Normal Operations



Cargo Ship Types under Normal Operations

