



# MARITIME INDUSTRY AUTHORITY SITUATION REPORT -637

Passenger and Cargo Shipping Operations on 12/20/2021  
in areas under MGCQ and GCQ

Data generated on 12/20/2021, 3:00:00 PM

## HIGHLIGHTS

- One hundred percent (100%) of passenger and cargo shipping operations were completed in accordance with the ships' CPC.
- 100% of the cargo shipping operations and passenger ships were completed under normal conditions.
- **With cargo shipping still operational, transport of goods amid MGCQ, and GCQ is assured.**

## PASSENGER AND CARGO SHIPPING IN NUMBERS

12/20/2021

**48** Shipping Operations Recorded

**15** Passenger Ships Operated

**33** Cargo Ships Operated

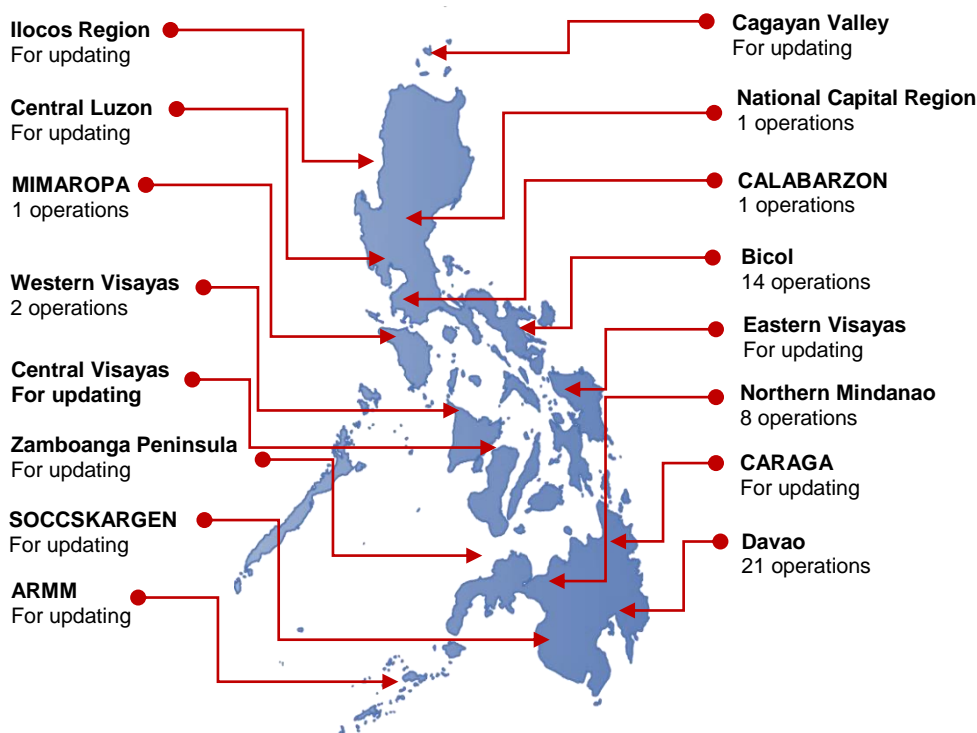
**48** Ships Operated Normally

**0** Operations Cancelled

**0** Operations Delayed

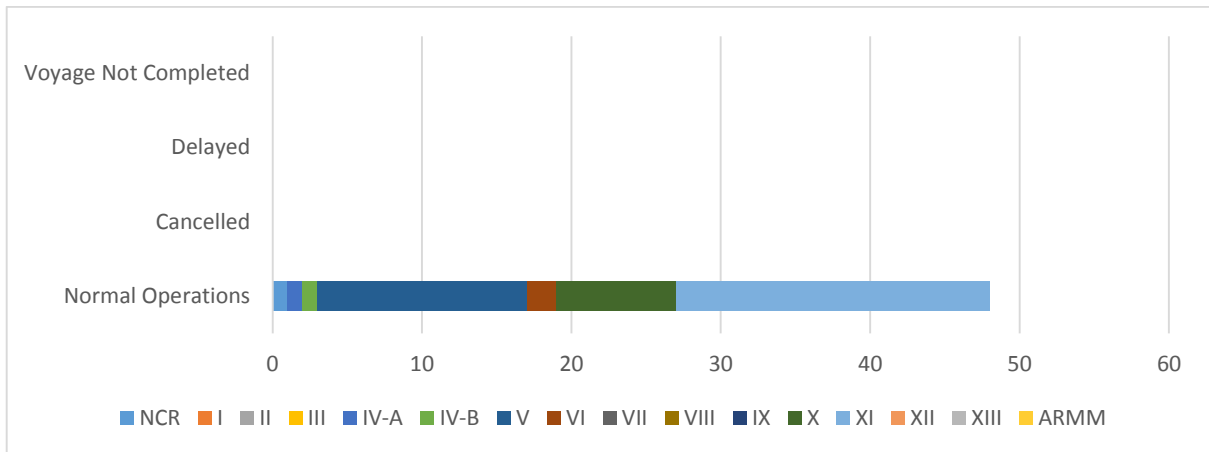
**0** Operation Uncompleted

## PASSENGER AND CARGO SHIPPING OPERATIONS IN THE PHILIPPINES IN AREAS UNDER MGCQ and GCQ



**Total of 48 Passenger and Cargo Shipping Operations**

## I. STATUS OF SHIPPING OPERATIONS NATIONWIDE



On 12/20/2021, there were 48 passenger and cargo shipping operations conducted wherein 48 or 100% were completed in accordance with their Certificate of Public Convenience (CPC).

Out of the 48 operations completed under normal conditions, the reported movements were mostly in the Southern Mindanao Region at 44% and Bicol Region at 29%.

Lastly, no shipping operations were not completed at the time of reporting.

## II. STATUS OF SHIPPING OPERATIONS BY CLASSIFICATION

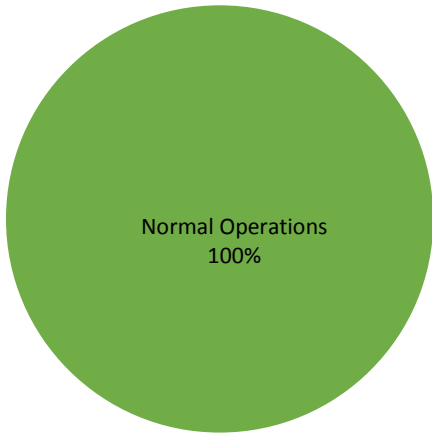
Region	Normal Operations		Cancelled		Delayed		Not Completed	
	Passenger	Cargo	Passenger	Cargo	Passenger	Cargo	Passenger	Cargo
<b>NCR</b>	1	-	-	-	-	-	-	-
<b>I</b>	-	-	-	-	-	-	-	-
<b>II</b>	-	-	-	-	-	-	-	-
<b>III</b>	-	-	-	-	-	-	-	-
<b>IV-A</b>	1	-	-	-	-	-	-	-
<b>IV-B</b>	1	-	-	-	-	-	-	-
<b>V</b>	4	10	-	-	-	-	-	-
<b>VI</b>	1	1	-	-	-	-	-	-
<b>VII</b>	-	-	-	-	-	-	-	-
<b>VIII</b>	-	-	-	-	-	-	-	-
<b>IX</b>	-	-	-	-	-	-	-	-
<b>X</b>	-	8	-	-	-	-	-	-
<b>XI</b>	7	14	-	-	-	-	-	-
<b>XII</b>	-	-	-	-	-	-	-	-
<b>XIII</b>	-	-	-	-	-	-	-	-
<b>ARMM</b>	-	-	-	-	-	-	-	-
<b>Total</b>	<b>15</b>	<b>33</b>	-	-	-	-	-	-

Amid the measures in place due to MGCQ, and GCQ, 33 out of 33 (100%) cargo ships still operated normally – are 1 container ship, 7 LCT ships, 25 Roro cargo ships.

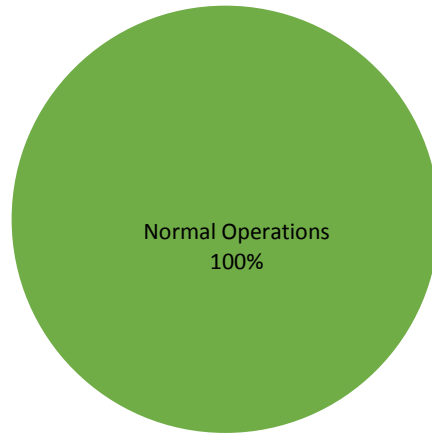
Fifteen (15) passenger ships completed their voyage – 3 conventional passenger ships, 10 RoPax ships and 2 fast craft ferry completed their operations but mostly only carried cargoes during their voyage.

Meanwhile out of the 15 passenger ships, % were affected by the measures adopted in view of COVID-19. These measures caused either the cancellation, delay, or uncompleted operations of 0 passenger ships.

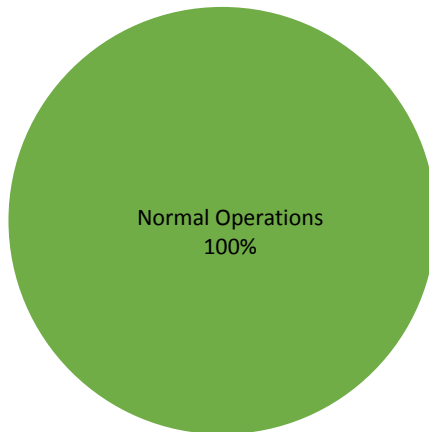
**PASSENGER  
Ship Operations**



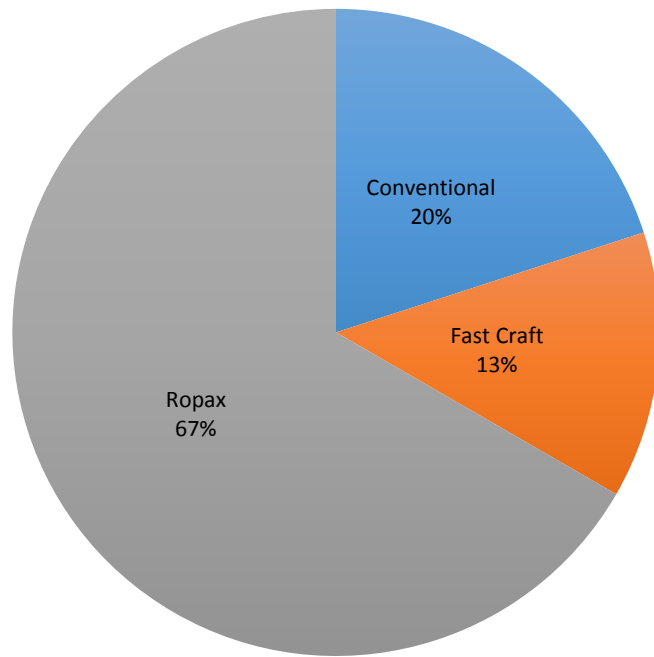
**CARGO  
Ship Operations**



**PASSENGER and CARGO  
Ship Operations**



### Passenger Ship Types under Normal Operations



### Cargo Ship Types under Normal Operations

