



# MARITIME INDUSTRY AUTHORITY SITUATION REPORT -656

Passenger and Cargo Shipping Operations on 01/08/22  
in areas under MGCQ and GCQ

Data generated on 01/08/22, 3:00:00 PM

## HIGHLIGHTS

- Ninety-Six percent (96%) of passenger and cargo shipping operations were completed in accordance with the ships' CPC.
- Four percent ( 4%) of the shipping operations were affected due to the measures implemented in view Code Red Sublevel 2 for the COVID-19.
- Operations of passenger ships were more affected compared to cargo ships. 100% of the cargo shipping operations were completed under normal conditions compared to passenger ships at 93%.
- **With cargo shipping still operational, transport of goods amid MGCQ, and GCQ is assured.**

## PASSENGER AND CARGO SHIPPING IN NUMBERS

01/08/22

**74** Shipping Operations Recorded

**46** Passenger Ships Operated

**28** Cargo Ships Operated

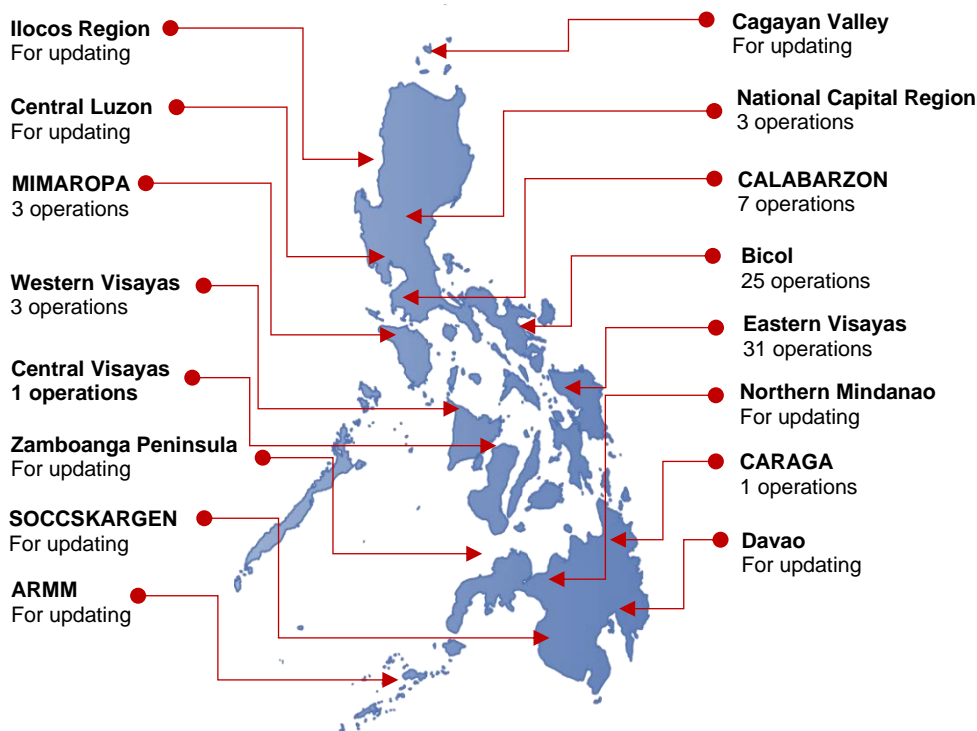
**71** Ships Operated Normally

**0** Operations Cancelled

**3** Operations Delayed

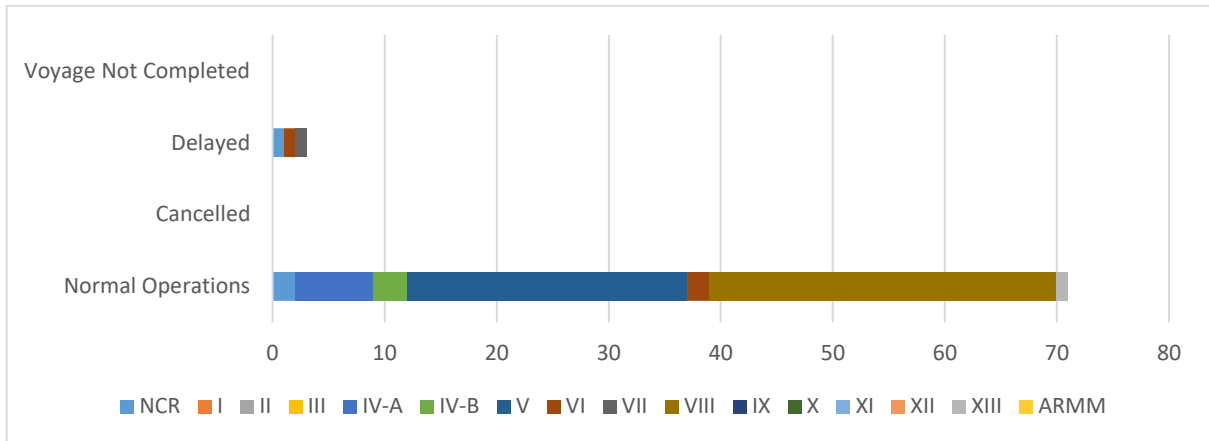
**0** Operation Uncompleted

## PASSENGER AND CARGO SHIPPING OPERATIONS IN THE PHILIPPINES IN AREAS UNDER MGCQ and GCQ



**Total of 74 Passenger and Cargo Shipping Operations**

## I. STATUS OF SHIPPING OPERATIONS NATIONWIDE



On 01/08/22, there were 74 passenger and cargo shipping operations conducted wherein 71 or 96% were completed in accordance with their Certificate of Public Convenience (CPC).

Out of the 71 operations completed under normal conditions, the reported movements were mostly in the Eastern Visayas Region at 44% and Bicol Region at 35%.

Three (3) passenger ships or 7% encountered delays due to the additional measures adopted in view of COVID-19 such as temperature screening and inspections.

Lastly, no shipping operations were not completed at the time of reporting.

## II. STATUS OF SHIPPING OPERATIONS BY CLASSIFICATION

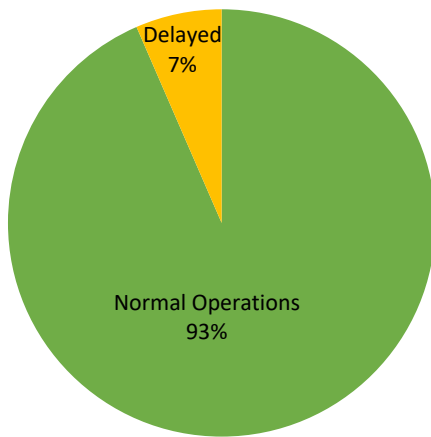
Region	Normal Operations		Cancelled		Delayed		Not Completed	
	Passenger	Cargo	Passenger	Cargo	Passenger	Cargo	Passenger	Cargo
<b>NCR</b>	2	-	-	-	1	-	-	-
<b>I</b>	-	-	-	-	-	-	-	-
<b>II</b>	-	-	-	-	-	-	-	-
<b>III</b>	-	-	-	-	-	-	-	-
<b>IV-A</b>	7	-	-	-	-	-	-	-
<b>IV-B</b>	3	-	-	-	-	-	-	-
<b>V</b>	15	10	-	-	-	-	-	-
<b>VI</b>	1	1	-	-	1	-	-	-
<b>VII</b>	-	-	-	-	1	-	-	-
<b>VIII</b>	15	16	-	-	-	-	-	-
<b>IX</b>	-	-	-	-	-	-	-	-
<b>X</b>	-	-	-	-	-	-	-	-
<b>XI</b>	-	-	-	-	-	-	-	-
<b>XII</b>	-	-	-	-	-	-	-	-
<b>XIII</b>	-	1	-	-	-	-	-	-
<b>ARMM</b>	-	-	-	-	-	-	-	-
<b>Total</b>	<b>43</b>	<b>28</b>	-	-	<b>3</b>	-	-	-

Amid the measures in place due to MGCQ, and GCQ, 28 out of 28 (100%) cargo ships still operated normally – are general cargo ships, 5 LCT ships, 11 Roro cargo ships and 12 other cargo.

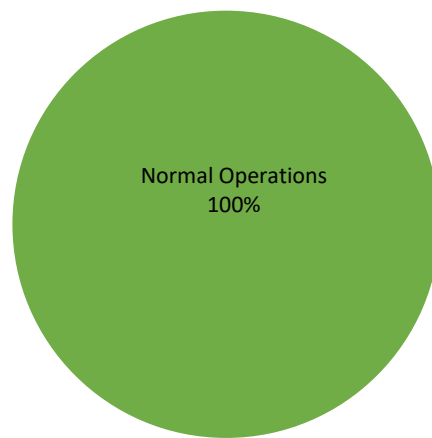
Forty-three (43) passenger ships completed their voyage – 31 conventional passenger ships, 8 RoPax ships and 4 fast craft ferry completed their operations but mostly only carried cargoes during their voyage.

Meanwhile out of the 46 passenger ships, 7% were affected by the measures adopted in view of COVID-19. These measures caused either the cancellation, delay, or uncompleted operations of 3 passenger ships.

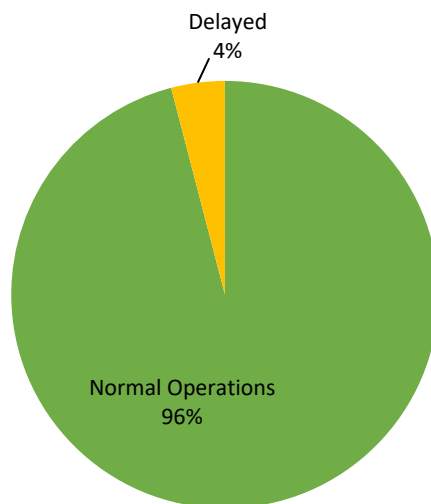
### PASSENGER Ship Operations



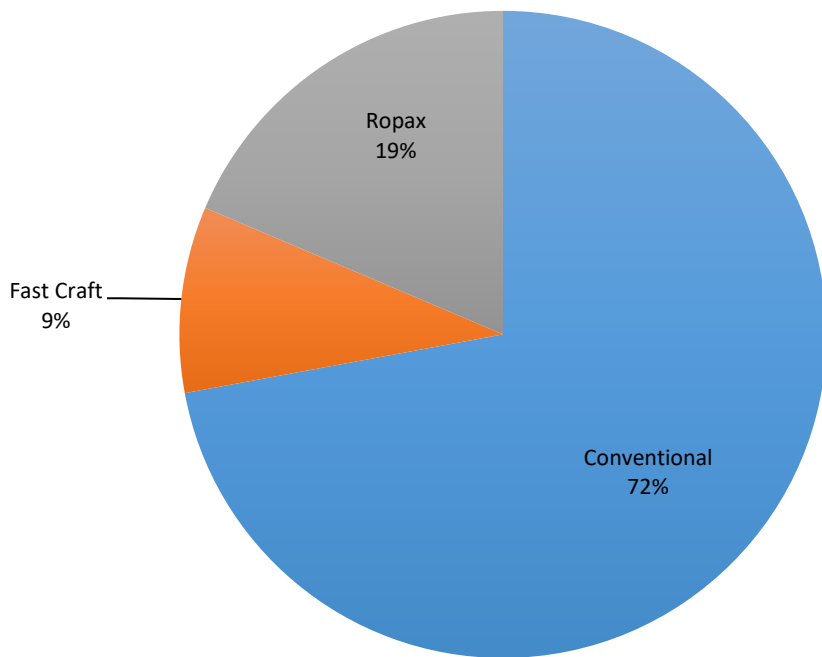
### CARGO Ship Operations



### PASSENGER and CARGO Ship Operations



### Passenger Ship Types under Normal Operations



### Cargo Ship Types under Normal Operations

