



# MARITIME INDUSTRY AUTHORITY SITUATION REPORT -671

Passenger and Cargo Shipping Operations on 01/23/22  
in areas under MGCQ and GCQ

Data generated on 01/23/22, 3:00:00 PM

## HIGHLIGHTS

- Ninety-Six percent (96%) of passenger and cargo shipping operations were completed in accordance with the ships' CPC.
- Four percent ( 4%) of the shipping operations were affected due to the measures implemented in view Code Red Sublevel 2 for the COVID-19.
- Operations of passenger ships were more affected compared to cargo ships. 100% of the cargo shipping operations were completed under normal conditions compared to passenger ships at 86%.
- **With cargo shipping still operational, transport of goods amid MGCQ, and GCQ is assured.**

## PASSENGER AND CARGO SHIPPING IN NUMBERS

01/23/22

**47** Shipping Operations Recorded

**14** Passenger Ships Operated

**33** Cargo Ships Operated

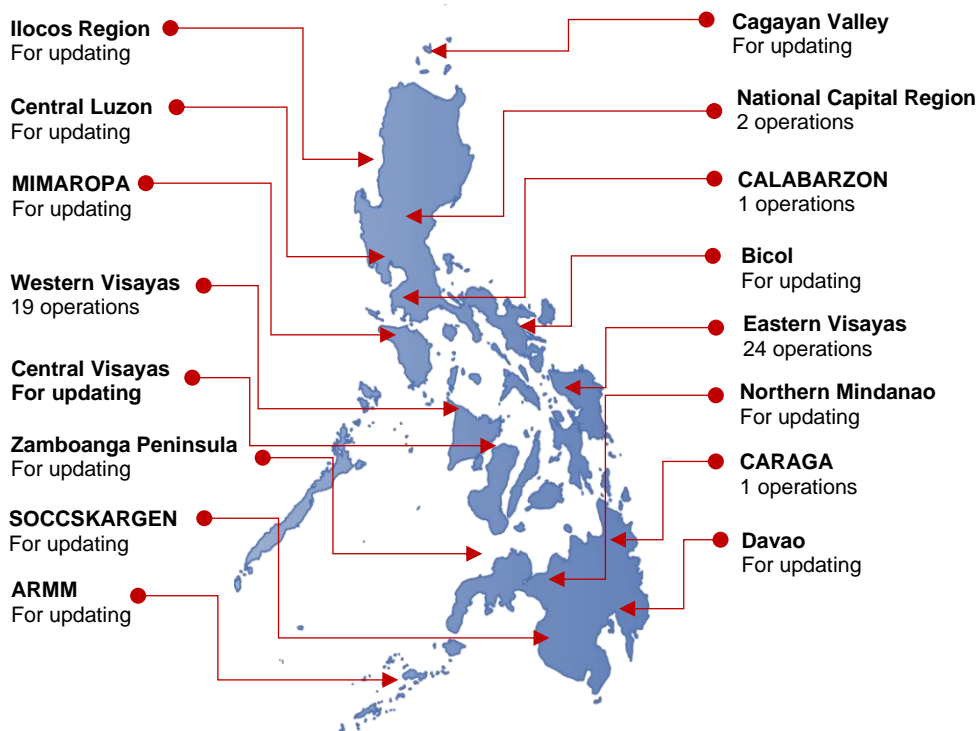
**45** Ships Operated Normally

**0** Operations Cancelled

**2** Operations Delayed

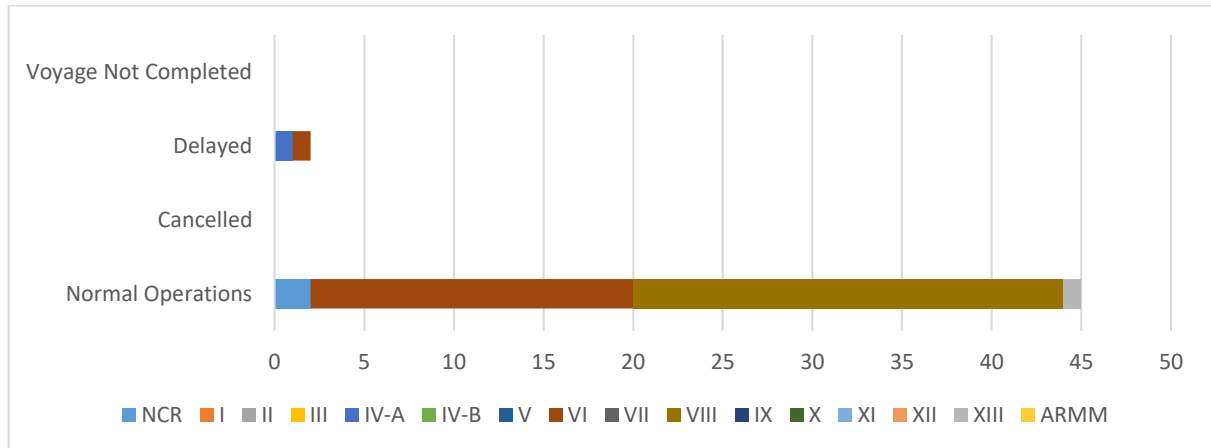
**0** Operation Uncompleted

## PASSENGER AND CARGO SHIPPING OPERATIONS IN THE PHILIPPINES IN AREAS UNDER MGCQ and GCQ



**Total of 47 Passenger and Cargo Shipping Operations**

## I. STATUS OF SHIPPING OPERATIONS NATIONWIDE



On 01/23/22, there were 47 passenger and cargo shipping operations conducted wherein 45 or 96% were completed in accordance with their Certificate of Public Convenience (CPC).

Out of the 45 operations completed under normal conditions, the reported movements were mostly in the Eastern Visayas Region at 53% and Western Visayas Region at 40%.

Two (2) passenger ships or 14% encountered delays due to the additional measures adopted in view of COVID-19 such as temperature screening and inspections.

No shipping operations were not completed at the time of reporting.

## II. STATUS OF SHIPPING OPERATIONS BY CLASSIFICATION

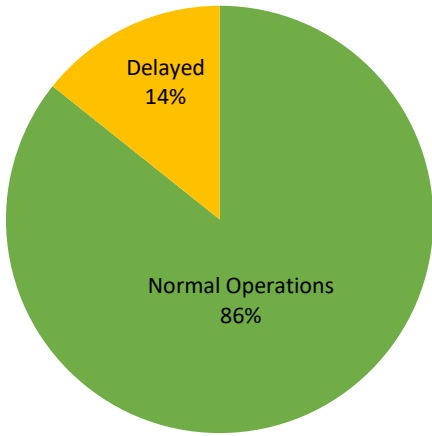
Region	Normal Operations		Cancelled		Delayed		Not Completed	
	Passenger	Cargo	Passenger	Cargo	Passenger	Cargo	Passenger	Cargo
<b>NCR</b>	2	-	-	-	-	-	-	-
<b>I</b>	-	-	-	-	-	-	-	-
<b>II</b>	-	-	-	-	-	-	-	-
<b>III</b>	-	-	-	-	-	-	-	-
<b>IV-A</b>	-	-	-	-	1	-	-	-
<b>IV-B</b>	-	-	-	-	-	-	-	-
<b>V</b>	-	-	-	-	-	-	-	-
<b>VI</b>	6	12	-	-	1	-	-	-
<b>VII</b>	-	-	-	-	-	-	-	-
<b>VIII</b>	4	20	-	-	-	-	-	-
<b>IX</b>	-	-	-	-	-	-	-	-
<b>X</b>	-	-	-	-	-	-	-	-
<b>XI</b>	-	-	-	-	-	-	-	-
<b>XII</b>	-	-	-	-	-	-	-	-
<b>XIII</b>	-	1	-	-	-	-	-	-
<b>ARMM</b>	-	-	-	-	-	-	-	-
<b>Total</b>	<b>12</b>	<b>33</b>	-	-	<b>2</b>	-	-	-

Amid the measures in place due to MGCQ, and GCQ, 33 out of 33 (100%) cargo ships still operated normally – are 6 bulk carrier, 2 general cargo ships, 6 LCT ships, 18 Roro cargo ships and 1 other cargo.

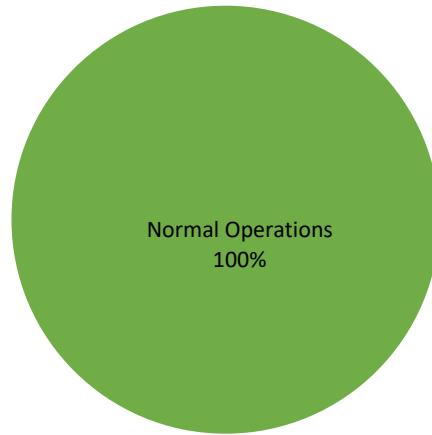
Twelve (12) passenger ships completed their voyage – 4 conventional passenger ships, 3 RoPax ships and 5 fast craft ferry completed their operations but mostly only carried cargoes during their voyage.

Meanwhile out of the 14 passenger ships, 14% were affected by the measures adopted in view of COVID-19. These measures caused either the cancellation, delay, or uncompleted operations of 2 passenger ships.

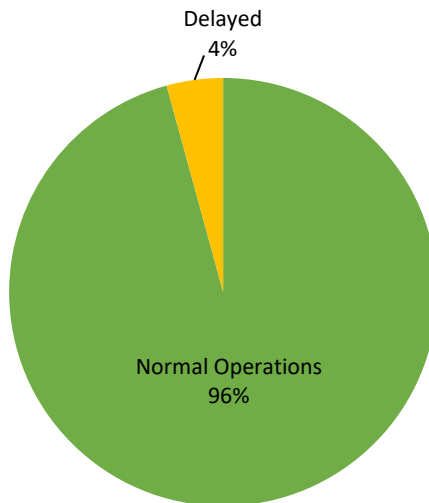
**PASSENGER  
Ship Operations**



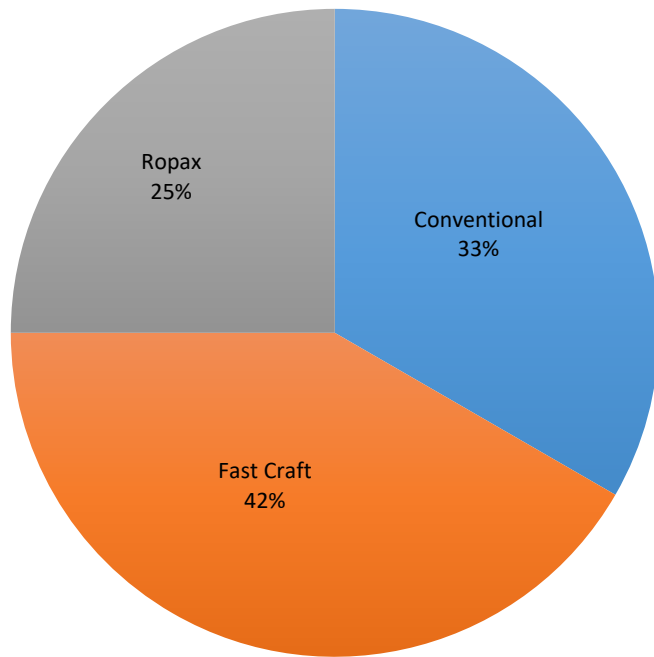
**CARGO  
Ship Operations**



**PASSENGER and CARGO  
Ship Operations**



### Passenger Ship Types under Normal Operations



### Cargo Ship Types under Normal Operations

