



MARITIME INDUSTRY AUTHORITY
WEEKLY SUMMARY SITUATION REPORT - Summary 96
 Passenger and Cargo Shipping Operations on Jan. 14-20, 2022
 in areas under MGCQ and GCQ
Data generated on Jan. 14-20, 2022, 3:00 PM

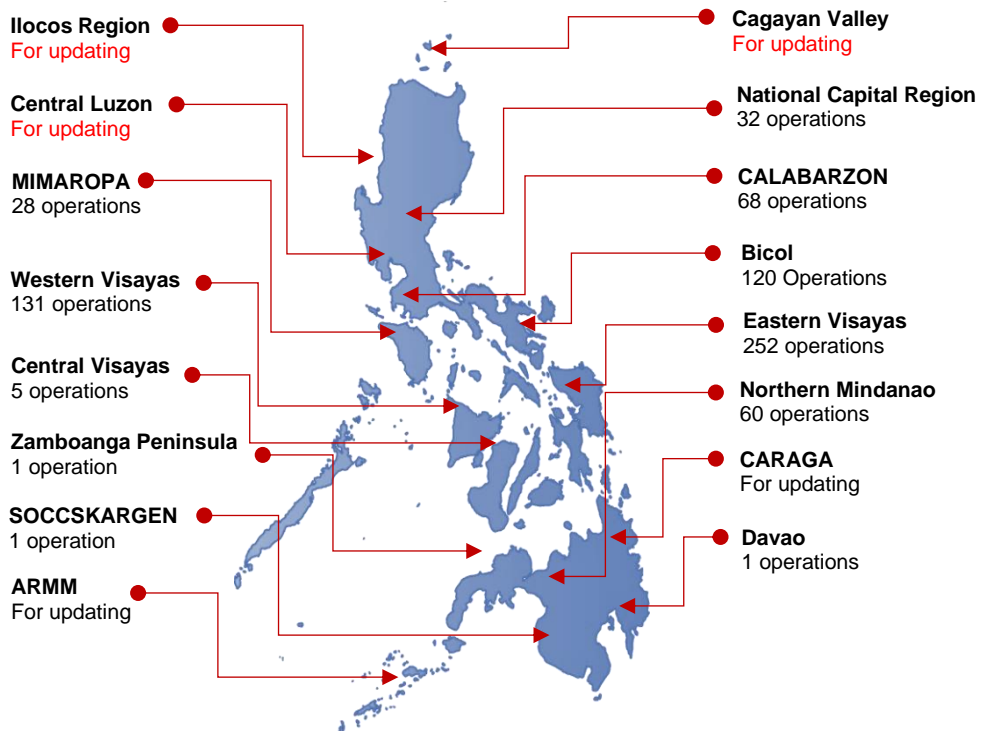
HIGHLIGHTS

- Ninety-seven percent (97%) of passenger and cargo shipping operations were completed in accordance with the ships' CPC.
- Three percent (3%) of the shipping operations were affected due to the measures implemented in view Code Red Sublevel 2 for the COVID-19.
- Operations of passenger ships were more affected compared to cargo ships. 100% of the cargo shipping operations were completed under normal conditions compared to passenger ships at 93%.
- Daily average passenger and cargo ship operations are 170 completed under normal conditions, 0 cancelled trips, 5 delayed and 0 not completed voyage.
- **With cargo shipping still operational, transport of goods amid MGCQ, and GCQ is assured.**

PASSENGER AND CARGO SHIPPING IN NUMBERS
 Jan. 14-20, 2022

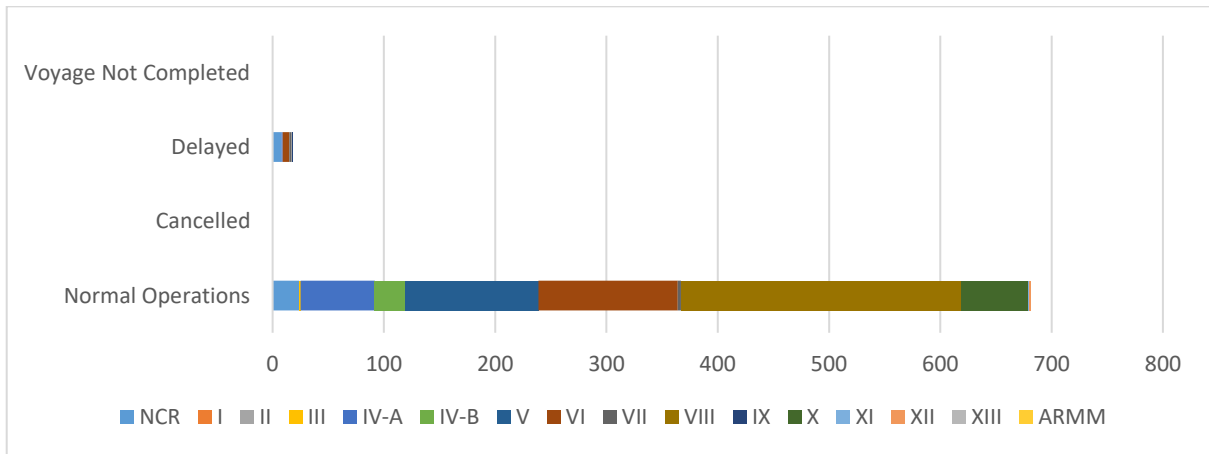
- 699** Shipping Operations Recorded
- 267** Passenger Ships Operated
- 432** Cargo Ships Operated
- 681** Ships Operated Normally
- 0** Operations Cancelled
- 18** Operations Delayed
- 0** Operation Uncompleted

PASSENGER AND CARGO SHIPPING OPERATIONS IN THE PHILIPPINES
IN AREAS UNDER MGCQ and GCQ



Total of 699
Passenger and Cargo
Shipping Operations

I. STATUS OF SHIPPING OPERATIONS NATIONWIDE



On Jan. 14-20, 2022, there were 699 passenger and cargo shipping operations conducted wherein 681 or 97% were completed in accordance with their Certificate of Public Convenience (CPC).

Out of the 681 operations completed under normal conditions, the reported movements were mostly in the Eastern Visayas Region at 37% and Western Visayas Region at 18%.

Eighteen (18) passenger ships or 7% encountered delays due to the additional measures adopted in view of COVID-19 such as temperature screening and inspections.

No shipping operations were not completed at the time of reporting, as the respective ships were still underway.

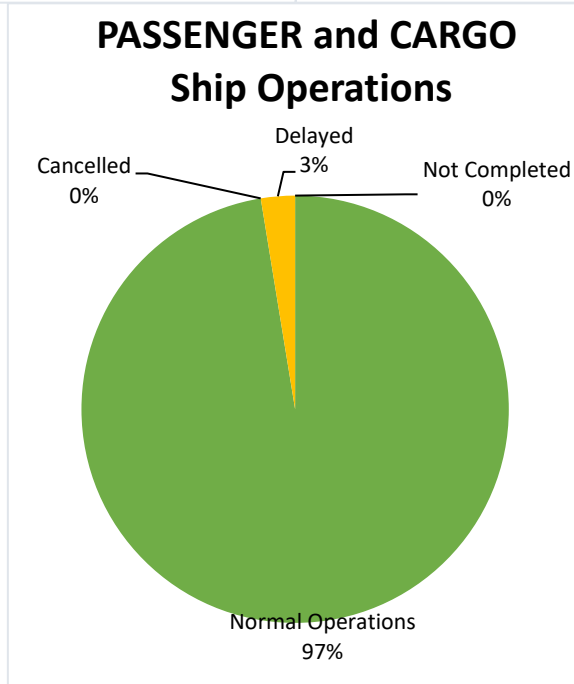
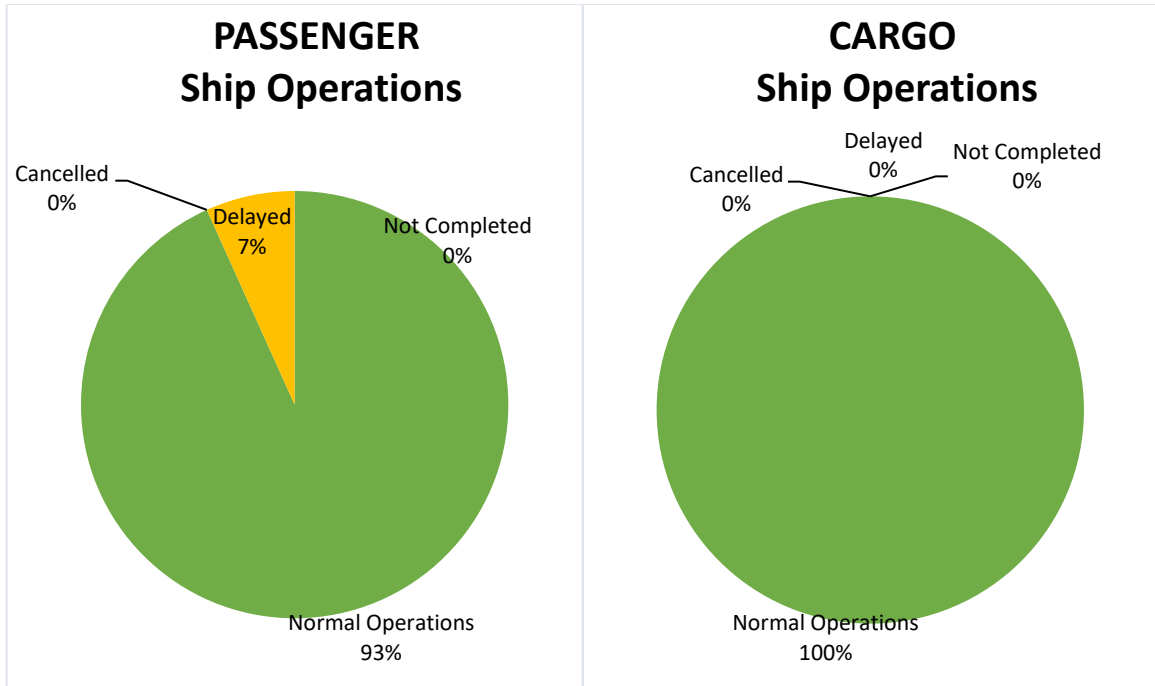
II. STATUS OF SHIPPING OPERATIONS BY CLASSIFICATION

Region	Normal Operations		Cancelled		Delayed		Not Completed	
	Passenger	Cargo	Passenger	Cargo	Passenger	Cargo	Passenger	Cargo
NCR	9	15	-	-	8	-	-	-
I	-	-	-	-	-	-	-	-
II	-	-	-	-	-	-	-	-
III	-	1	-	-	-	-	-	-
IV-A	67	-	-	-	1	-	-	-
IV-B	27	-	-	-	-	-	-	-
V	20	100	-	-	-	-	-	-
VI	40	85	-	-	6	-	-	-
VII	-	3	-	-	2	-	-	-
VIII	81	171	-	-	-	-	-	-
IX	-	-	-	-	1	-	-	-
X	5	55	-	-	-	-	-	-
XI	-	1	-	-	-	-	-	-
XII	-	1	-	-	-	-	-	-
XIII	-	-	-	-	-	-	-	-
ARMM	-	-	-	-	-	-	-	-
Total	249	432	-	-	18	-	-	-

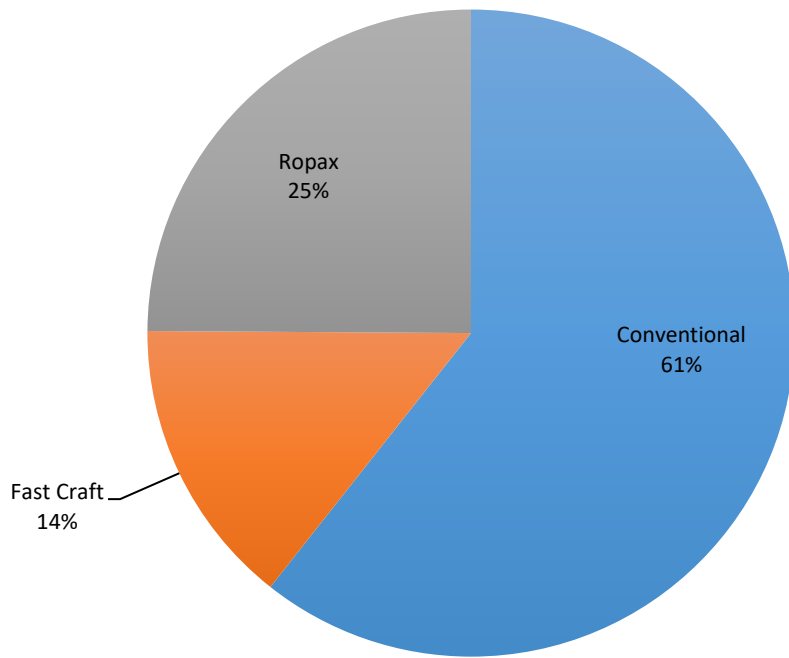
Amid the measures in place due to MGCQ, and GCQ, 432 out of 432 (100%) cargo ships still operated normally – are 30 bulk carrier, 28 container ships, 2 general cargo ships, 56 LCT ships, 2 oil tankers, 297 Roro cargo ships.

Two hundred and forty - nine (249) passenger ships completed their voyage – 151 conventional passenger ships, 62 RoPax ships and 36 fast craft ferry completed their operations but mostly only carried cargoes during their voyage.

Meanwhile out of the 267 passenger ships, 7% were affected by the measures adopted in view of COVID-19. These measures caused either the cancellation, delay, or uncompleted operations of 18 passenger ships.



Passenger Ship Types under Normal Operations



Cargo Ship Types under Normal Operations

