



**MARITIME INDUSTRY AUTHORITY**  
**WEEKLY SUMMARY SITUATION REPORT - Summary 101**  
 Passenger and Cargo Shipping Operations on Feb 18 - 24, 2022  
 in areas under MGCQ and GCQ

*Data generated on Feb 18 - 24, 2022, 3:00 PM*

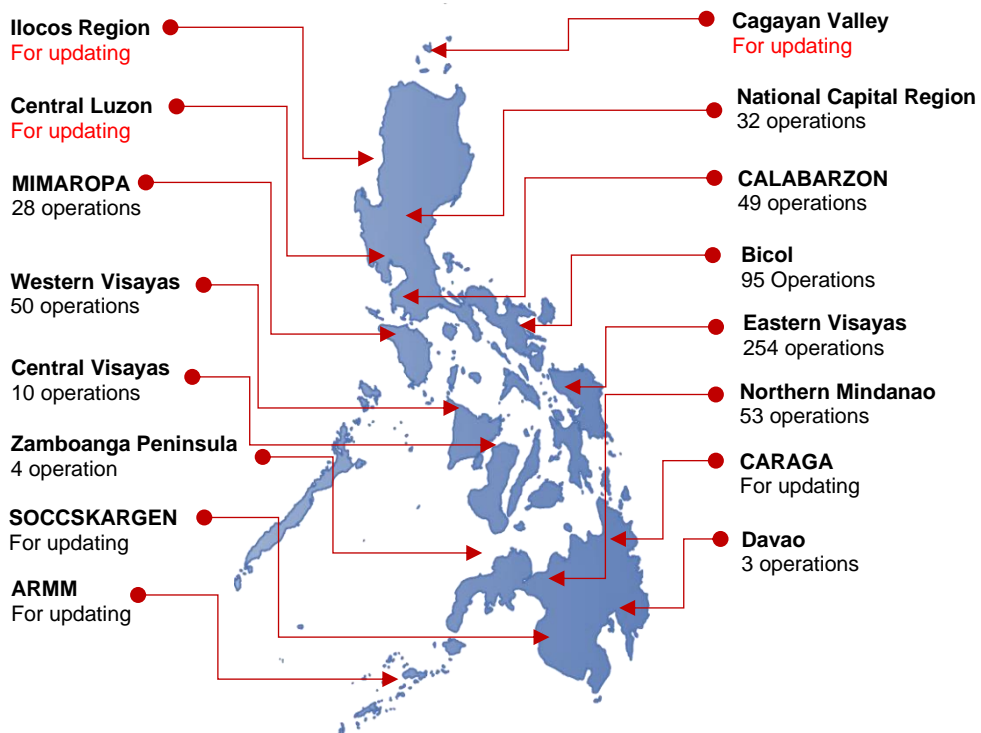
**HIGHLIGHTS**

- Ninety-eight percent (98%) of passenger and cargo shipping operations were completed in accordance with the ships' CPC.
- Two percent ( 2%) of the shipping operations were affected due to the measures implemented in view Code Red Sublevel 2 for the COVID-19.
- Operations of passenger ships were more affected compared to cargo ships. 100% of the cargo shipping operations were completed under normal conditions compared to passenger ships at 95%.
- Daily average passenger and cargo ship operations are 141 completed under normal conditions, 0 cancelled trips, 3 delayed and 0 not completed voyage.
- **With cargo shipping still operational, transport of goods amid MGCQ, and GCQ is assured.**

**PASSENGER AND CARGO SHIPPING IN NUMBERS**  
Feb 18 - 24, 2022

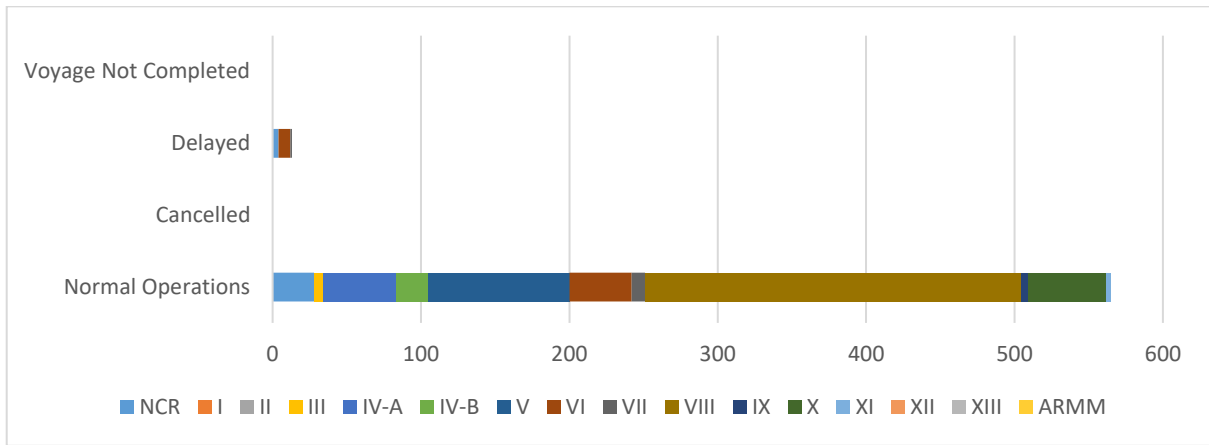
- 578** Shipping Operations Recorded
- 244** Passenger Ships Operated
- 334** Cargo Ships Operated
- 565** Ships Operated Normally
- 0** Operations Cancelled
- 13** Operations Delayed
- 0** Operation Uncompleted

**PASSENGER AND CARGO SHIPPING OPERATIONS IN THE PHILIPPINES  
IN AREAS UNDER MGCQ and GCQ**



**Total of 578 Passenger and Cargo Shipping Operations**

## I. STATUS OF SHIPPING OPERATIONS NATIONWIDE



On Feb 18 - 24, 2022, there were 578 passenger and cargo shipping operations conducted wherein 565 or 98% were completed in accordance with their Certificate of Public Convenience (CPC).

Out of the 565 operations completed under normal conditions, the reported movements were mostly in the Eastern Visayas Region at 45% and Bicol Region at 17%.

Thirteen (13) passenger ships or 5% encountered delays due to the additional measures adopted in view of COVID-19 such as temperature screening and inspections.

No shipping operations were not completed at the time of reporting, as the respective ships were still underway.

## II. STATUS OF SHIPPING OPERATIONS BY CLASSIFICATION

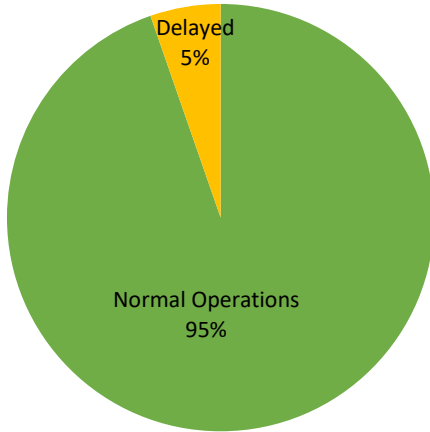
Region	Normal Operations		Cancelled		Delayed		Not Completed	
	Passenger	Cargo	Passenger	Cargo	Passenger	Cargo	Passenger	Cargo
<b>NCR</b>	12	16	-	-	4	-	-	-
<b>I</b>	-	-	-	-	-	-	-	-
<b>II</b>	-	-	-	-	-	-	-	-
<b>III</b>	6	-	-	-	-	-	-	-
<b>IV-A</b>	49	-	-	-	-	-	-	-
<b>IV-B</b>	22	-	-	-	-	-	-	-
<b>V</b>	29	66	-	-	-	-	-	-
<b>VI</b>	14	28	-	-	8	-	-	-
<b>VII</b>	1	8	-	-	1	-	-	-
<b>VIII</b>	89	165	-	-	-	-	-	-
<b>IX</b>	1	3	-	-	-	-	-	-
<b>X</b>	8	45	-	-	-	-	-	-
<b>XI</b>	-	3	-	-	-	-	-	-
<b>XII</b>	-	-	-	-	-	-	-	-
<b>XIII</b>	-	-	-	-	-	-	-	-
<b>ARMM</b>	-	-	-	-	-	-	-	-
<b>Total</b>	231	334	-	-	13	-	-	-

Amid the measures in place due to MGCQ, and GCQ, 334 out of 334 (100%) cargo ships still operated normally – are 24 bulk carrier, 42 container ships, 5 general cargo ships, 40 LCT ships, 2 oil tankers, 219 Roro cargo ships.

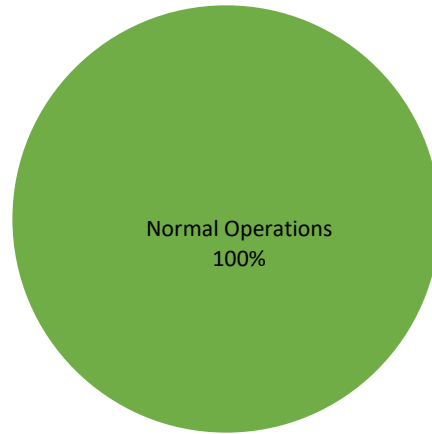
Two-hundred and thirty one (231) passenger ships completed their voyage – 156 conventional passenger ships, 46 RoPax ships and 29 fast craft ferry completed their operations but mostly only carried cargoes during their voyage.

Meanwhile out of the 244 passenger ships, 5% were affected by the measures adopted in view of COVID-19. These measures caused either the cancellation, delay, or uncompleted operations of 13 passenger ships.

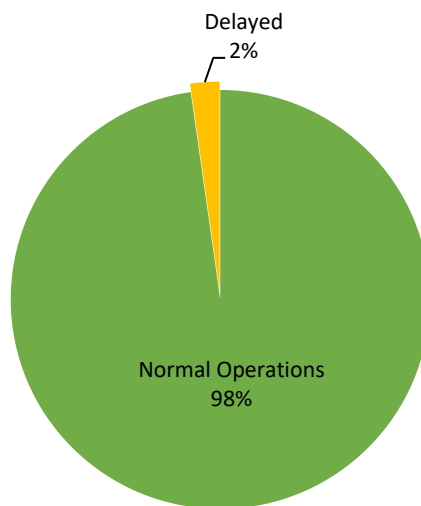
### PASSENGER Ship Operations



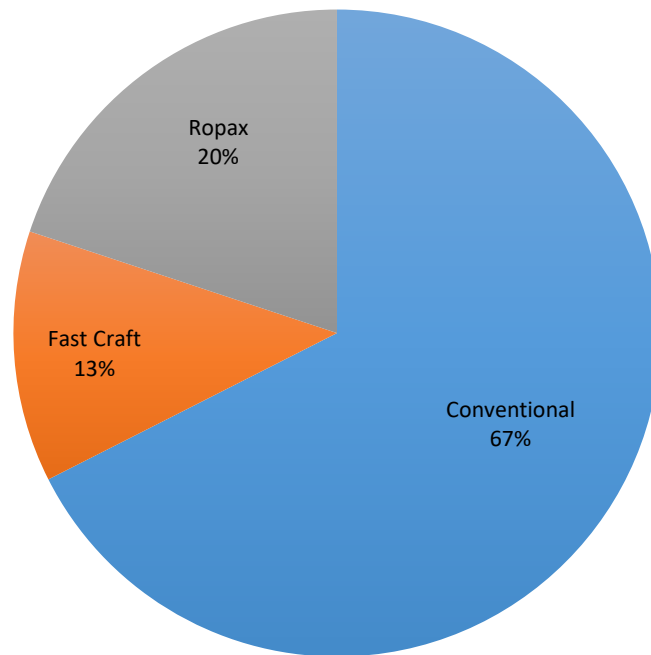
### CARGO Ship Operations



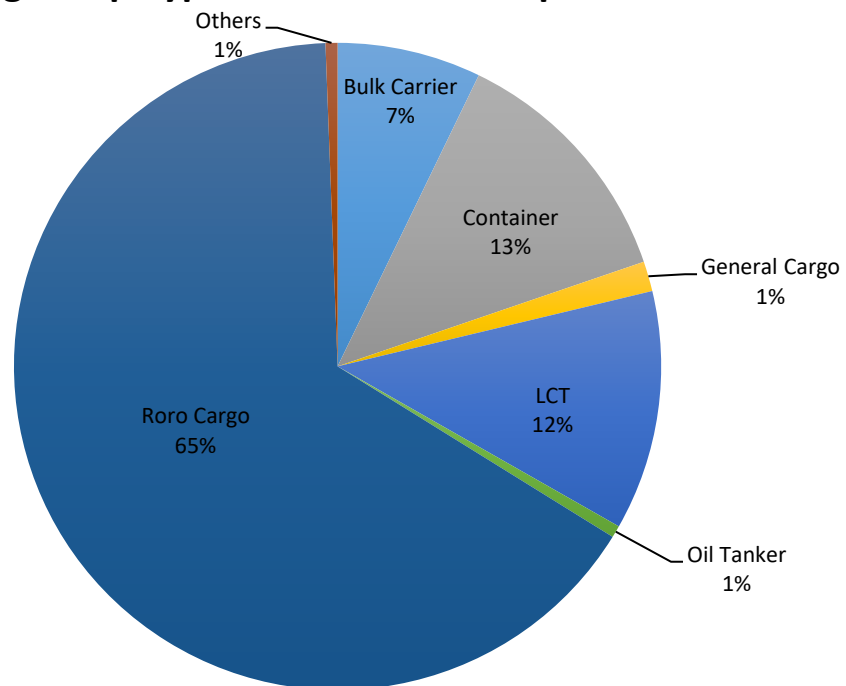
### PASSENGER and CARGO Ship Operations



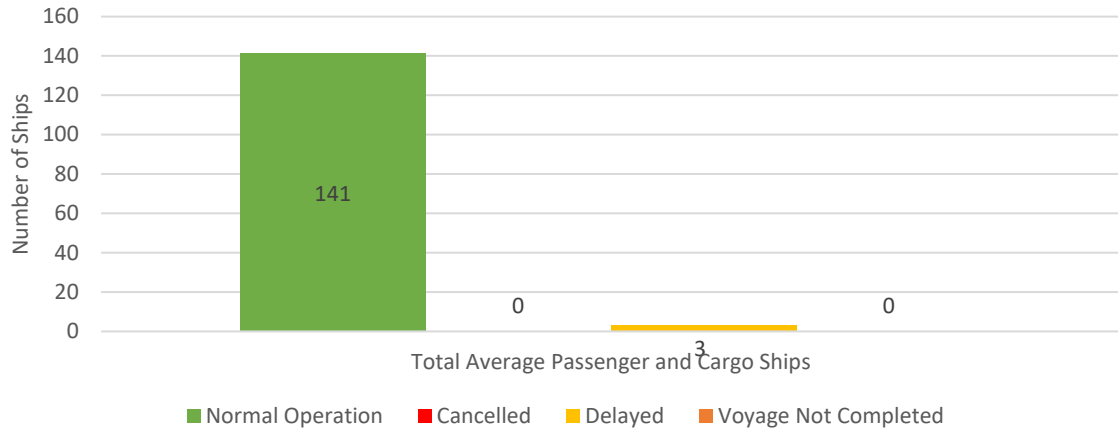
## Passenger Ship Types under Normal Operations



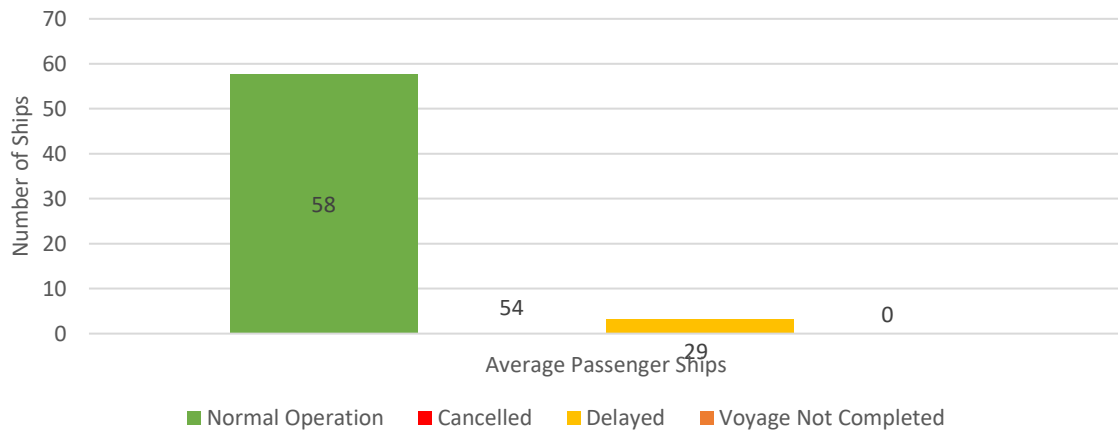
## Cargo Ship Types under Normal Operations



### Daily Average Passenger and Cargo Ship Operation



### Daily Average Passenger Ship Operation



### Daily Average Cargo Ship Operation

