



**MARITIME INDUSTRY AUTHORITY
WEEKLY SUMMARY SITUATION REPORT - Summary 98**

Passenger and Cargo Shipping Operations on Jan. 28- Feb 3, 2022
in areas under MGCQ and GCQ

Data generated on Jan. 28- Feb 3, 2022, 3:00 PM

HIGHLIGHTS

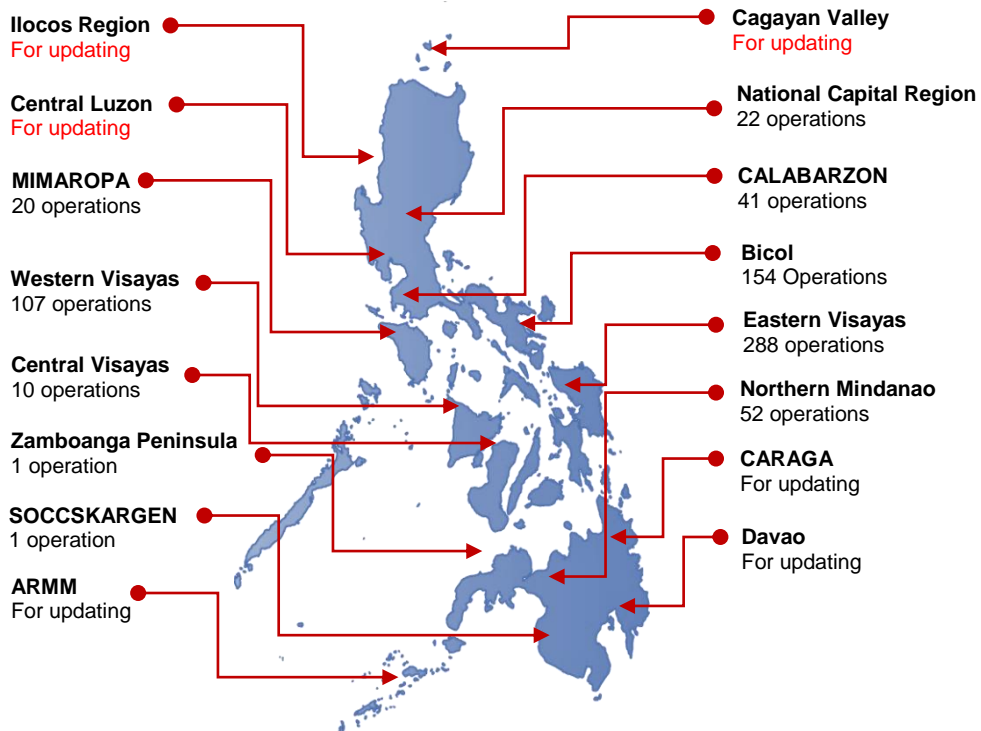
- Ninety-Eight percent (98%) of passenger and cargo shipping operations were completed in accordance with the ships' CPC.
- Two percent (2%) of the shipping operations were affected due to the measures implemented in view Code Red Sublevel 2 for the COVID-19.
- Operations of passenger ships were more affected compared to cargo ships. 100% of the cargo shipping operations were completed under normal conditions compared to passenger ships at 94%.
- Daily average passenger and cargo ship operations are 170 completed under normal conditions, 0 cancelled trips, 4 delayed and 0 not completed voyage.
- **With cargo shipping still operational, transport of goods amid MGCQ, and GCQ is assured.**

PASSENGER AND CARGO SHIPPING IN NUMBERS

Jan. 28- Feb 3, 2022

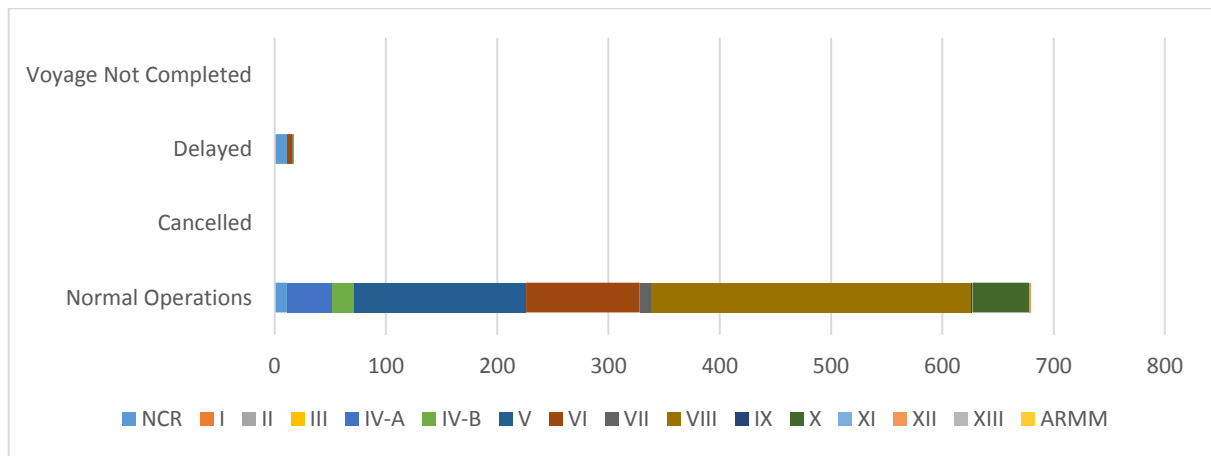
- 696** Shipping Operations Recorded
- 265** Passenger Ships Operated
- 431** Cargo Ships Operated
- 679** Ships Operated Normally
- 0** Operations Cancelled
- 17** Operations Delayed
- 0** Operation Uncompleted

**PASSENGER AND CARGO SHIPPING OPERATIONS IN THE PHILIPPINES
IN AREAS UNDER MGCQ and GCQ**



Total of 696 Passenger and Cargo Shipping Operations

I. STATUS OF SHIPPING OPERATIONS NATIONWIDE



On Jan. 28- Feb 3, 2022, there were 696 passenger and cargo shipping operations conducted wherein 679 or 98% were completed in accordance with their Certificate of Public Convenience (CPC).

Out of the 679 operations completed under normal conditions, the reported movements were mostly in the Eastern Visayas Region at 42% and Bicol Region at 23%.

Sixteen (16) passenger ships or 6% encountered delays due to the additional measures adopted in view of COVID-19 such as temperature screening and inspections.

No shipping operations were not completed at the time of reporting, as the respective ships were still underway.

II. STATUS OF SHIPPING OPERATIONS BY CLASSIFICATION

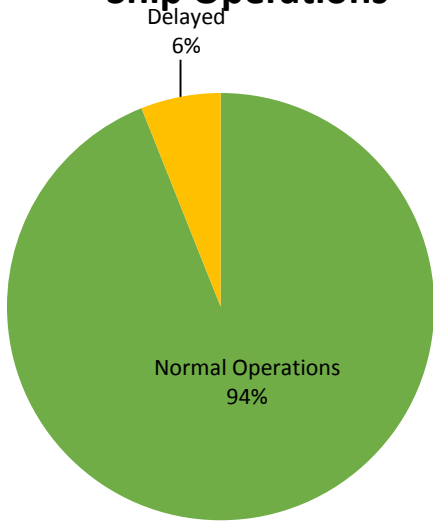
Region	Normal Operations		Cancelled		Delayed		Not Completed	
	Passenger	Cargo	Passenger	Cargo	Passenger	Cargo	Passenger	Cargo
NCR	5	6	-	-	10	1	-	-
I	-	-	-	-	-	-	-	-
II	-	-	-	-	-	-	-	-
III	-	-	-	-	-	-	-	-
IV-A	41	-	-	-	-	-	-	-
IV-B	20	-	-	-	-	-	-	-
V	35	119	-	-	-	-	-	-
VI	33	69	-	-	5	-	-	-
VII	2	8	-	-	-	-	-	-
VIII	105	183	-	-	-	-	-	-
IX	-	1	-	-	-	-	-	-
X	8	43	-	-	1	-	-	-
XI	-	-	-	-	-	-	-	-
XII	-	1	-	-	-	-	-	-
XIII	-	-	-	-	-	-	-	-
ARMM	-	-	-	-	-	-	-	-
Total	249	430	-	-	16	1	-	-

Amid the measures in place due to MGCQ, and GCQ, 430 out of 431 (100%) cargo ships still operated normally – are 36 bulk carrier, 14 container ships, 2 general cargo ships, 61 LCT ships, 1 oil tankers, 316 Roro cargo ships.

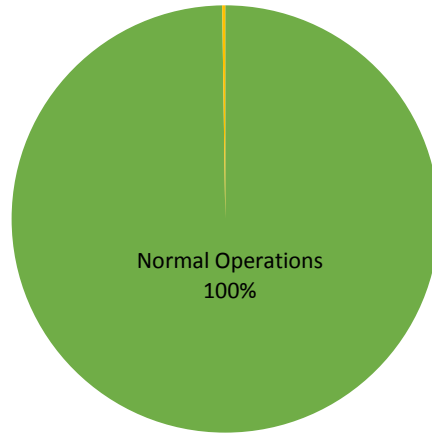
Two hundred and forty nine (249) passenger ships completed their voyage – 136 conventional passenger ships, 68 RoPax ships and 45 fast craft ferry completed their operations but mostly only carried cargoes during their voyage.

Meanwhile out of the 265 passenger ships, 6% were affected by the measures adopted in view of COVID-19. These measures caused either the cancellation, delay, or uncompleted operations of 16 passenger ships.

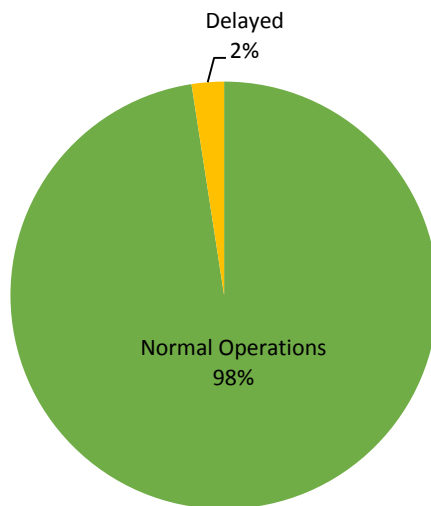
PASSENGER Ship Operations



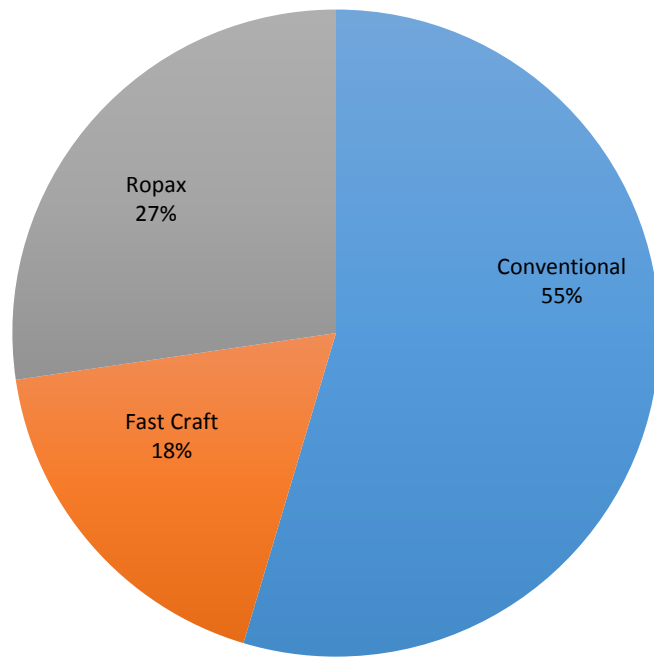
CARGO Ship Operations



PASSENGER and CARGO Ship Operations



Passenger Ship Types under Normal Operations



Cargo Ship Types under Normal Operations

