



MARITIME INDUSTRY AUTHORITY SITUATION REPORT -756

Passenger and Cargo Shipping Operations on 4/18/2022
in areas under Alert Level 1 & 2

Data generated on 4/18/2022, 3:00:00 PM

HIGHLIGHTS

- Ninety-Nine percent (99%) of passenger and cargo shipping operations were completed in accordance with the ships' CPC.
- One percent (1%) of the shipping operations were affected.
- Operations of passenger ships were more affected compared to cargo ships. 100% of the cargo shipping operations were completed under normal conditions compared to passenger ships at 97%.
- **With cargo shipping still operational, transport of goods is assured.**

PASSENGER AND CARGO SHIPPING IN NUMBERS

4/18/2022

165 Shipping Operations Recorded

61 Passenger Ships Operated

104 Cargo Ships Operated

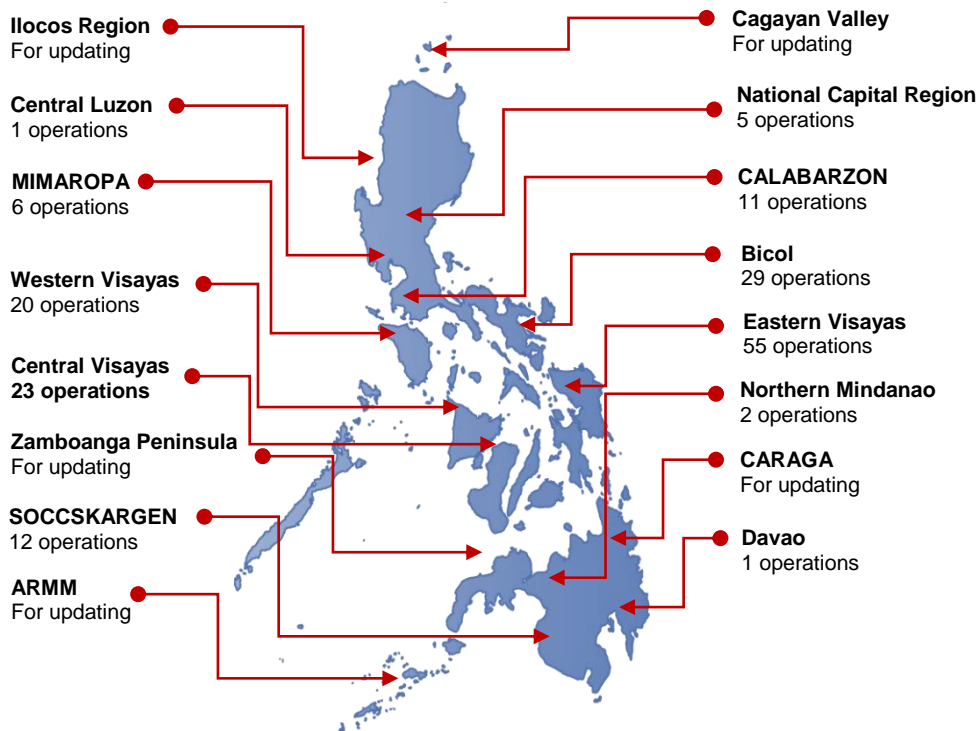
163 Ships Operated Normally

0 Operations Cancelled

2 Operations Delayed

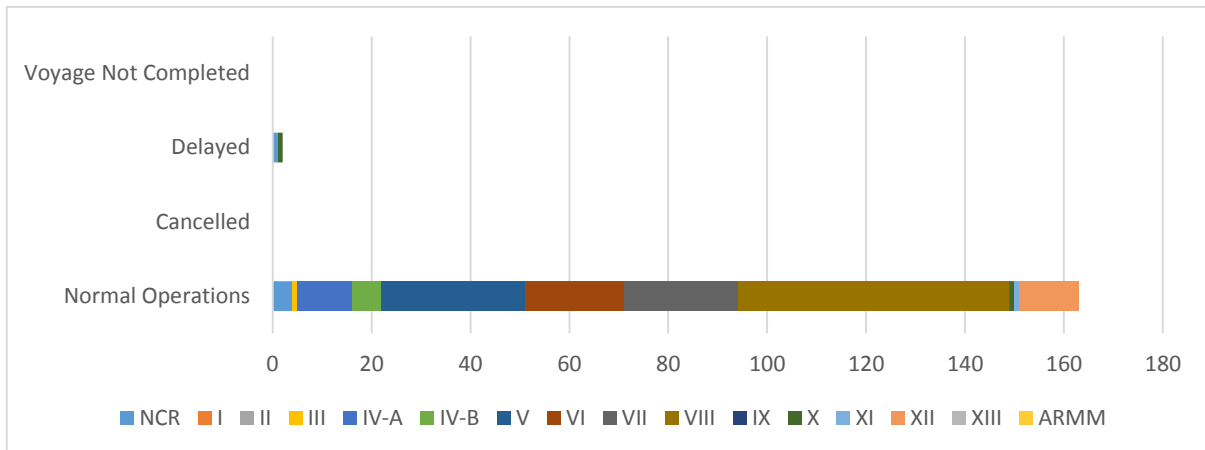
0 Operation Uncompleted

PASSENGER AND CARGO SHIPPING OPERATIONS IN THE PHILIPPINES



Total of 165 Passenger and Cargo Shipping Operations

I. STATUS OF SHIPPING OPERATIONS NATIONWIDE



On 4/18/2022, there were 165 passenger and cargo shipping operations conducted wherein 163 or 99% were completed in accordance with their Certificate of Public Convenience (CPC).

Out of the 163 operations completed under normal conditions, the reported movements were mostly in the Eastern Visayas Region at 34% and Bicol Region at 18%.

Two (2) passenger ships or 3% encountered delays.

No shipping operations were not completed at the time of reporting.

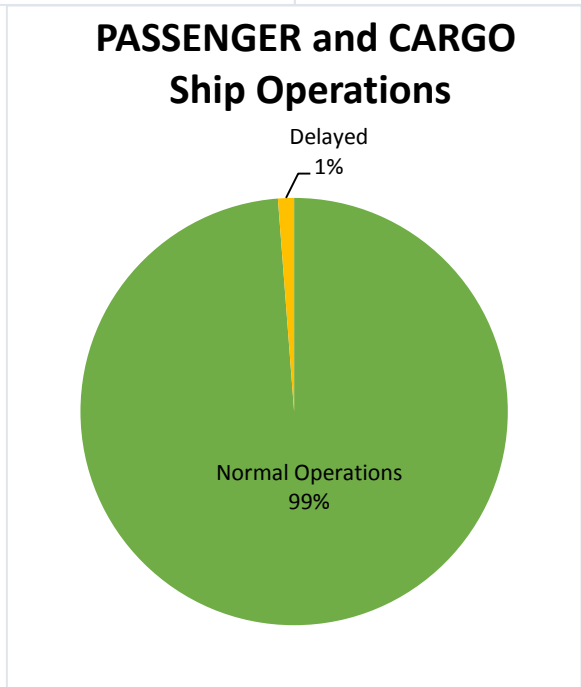
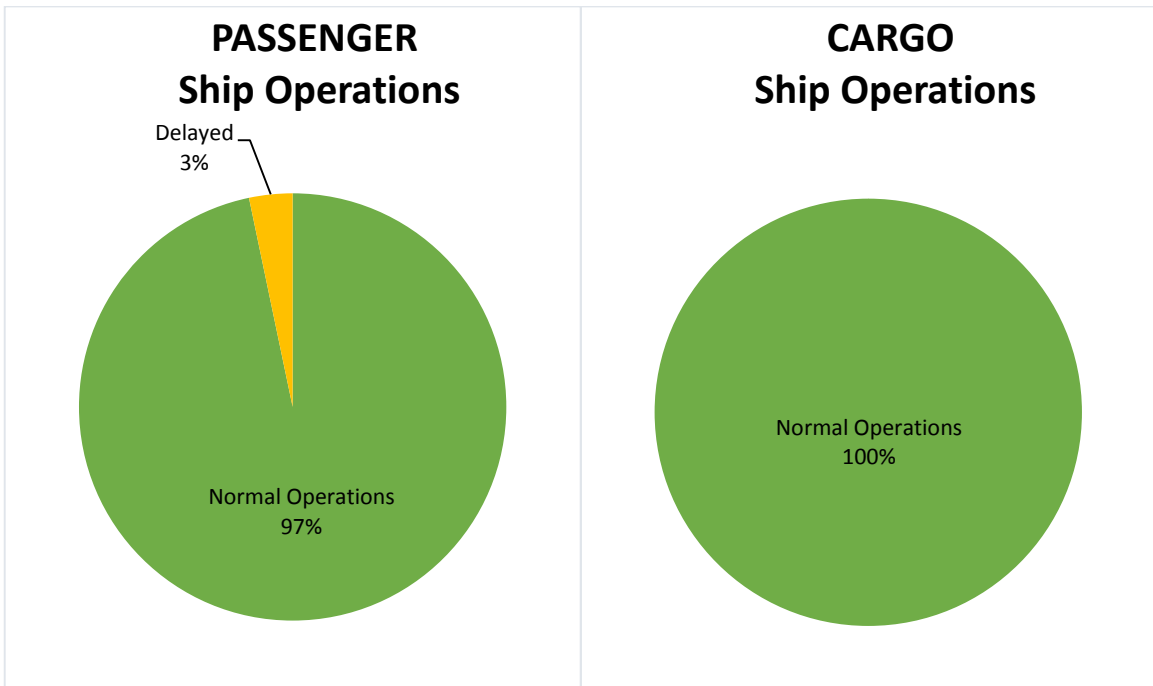
II. STATUS OF SHIPPING OPERATIONS BY CLASSIFICATION

Region	Normal Operations		Cancelled		Delayed		Not Completed	
	Passenger	Cargo	Passenger	Cargo	Passenger	Cargo	Passenger	Cargo
NCR	2	2	-	-	1	-	-	-
I	-	-	-	-	-	-	-	-
II	-	-	-	-	-	-	-	-
III	-	1	-	-	-	-	-	-
IV-A	11	-	-	-	-	-	-	-
IV-B	6	-	-	-	-	-	-	-
V	6	23	-	-	-	-	-	-
VI	6	14	-	-	-	-	-	-
VII	12	11	-	-	-	-	-	-
VIII	16	39	-	-	-	-	-	-
IX	-	-	-	-	-	-	-	-
X	-	1	-	-	1	-	-	-
XI	-	1	-	-	-	-	-	-
XII	-	12	-	-	-	-	-	-
XIII	-	-	-	-	-	-	-	-
ARMM	-	-	-	-	-	-	-	-
Total	59	104	-	-	2	-	-	-

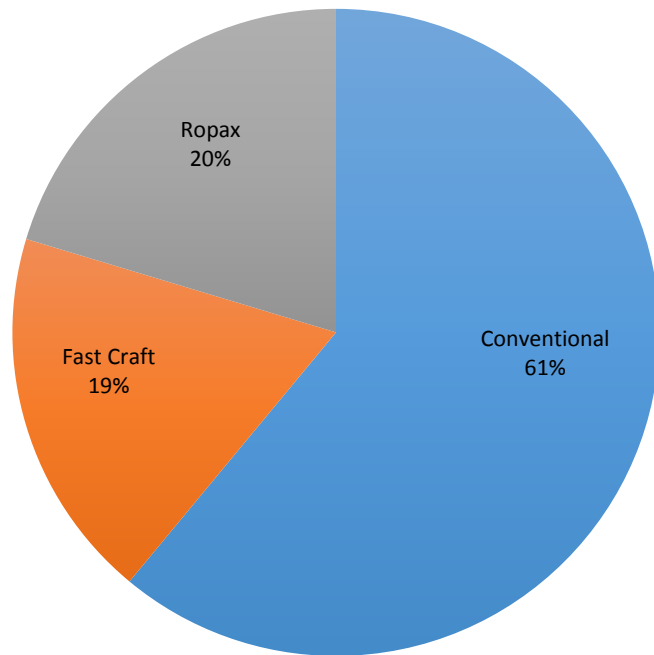
Based on the above table , 104 out of 104 (100%) cargo ships still operated normally – are 6 bulk carrier, 9 container ships, 5 general cargo ships, 8 LCT ships, 73 Roro cargo ships and 3 other cargo.

Fifty – nine (59) passenger ships completed their voyage – 36 conventional passenger ships, 12 RoPax ships and 11 fast craft ferry completed their operations but mostly only carried cargoes during their voyage.

Meanwhile out of the 61 passenger ships, 3% were affected either by cancellation, delay, or uncompleted operations of 2 passenger ships.



Passenger Ship Types under Normal Operations



Cargo Ship Types under Normal Operations

