



# MARITIME INDUSTRY AUTHORITY SITUATION REPORT -246

Passenger and Cargo Shipping Operations on 11/24/2020  
in areas under Alert Level 1 & 2

Data generated on 11/24/2020, 3:00:00 PM

## HIGHLIGHTS

- Ninety-Six percent (96%) of passenger and cargo shipping operations were completed in accordance with the ships' CPC.
- Four percent ( 4%) of the shipping operations were affected.
- Operations of passenger ships were more affected compared to cargo ships. 96% of the cargo shipping operations were completed under normal conditions compared to passenger ships at 96%.
- **With cargo shipping still operational, transport of goods is assured.**

## PASSENGER AND CARGO SHIPPING IN NUMBERS

11/24/2020

**146** Shipping Operations Recorded

**91** Passenger Ships Operated

**55** Cargo Ships Operated

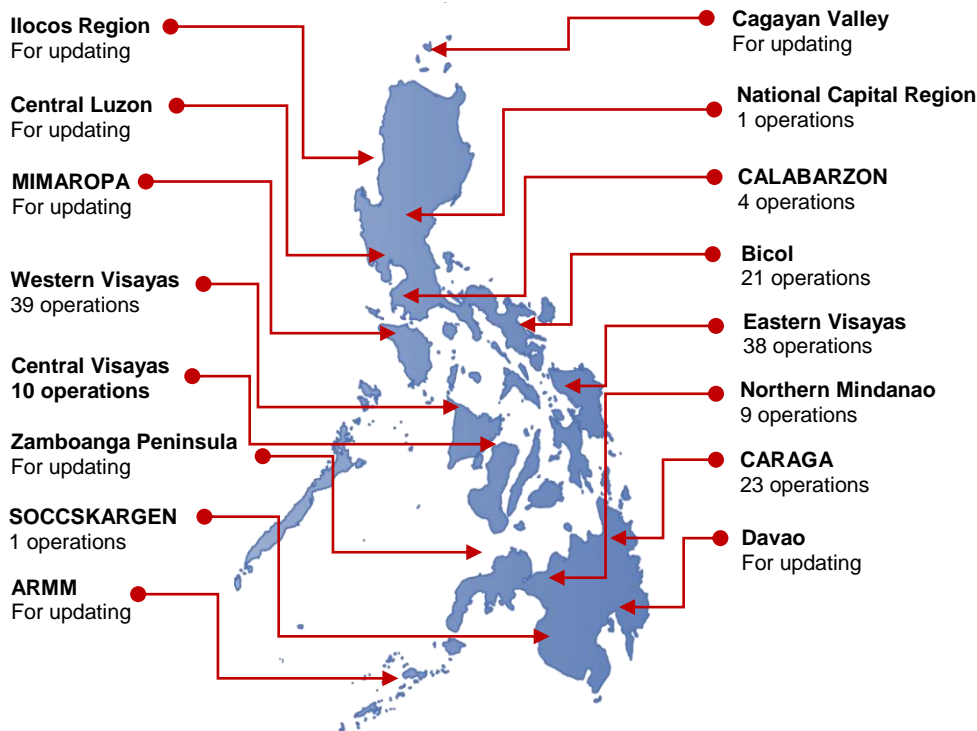
**140** Ships Operated Normally

**2** Operations Cancelled

**4** Operations Delayed

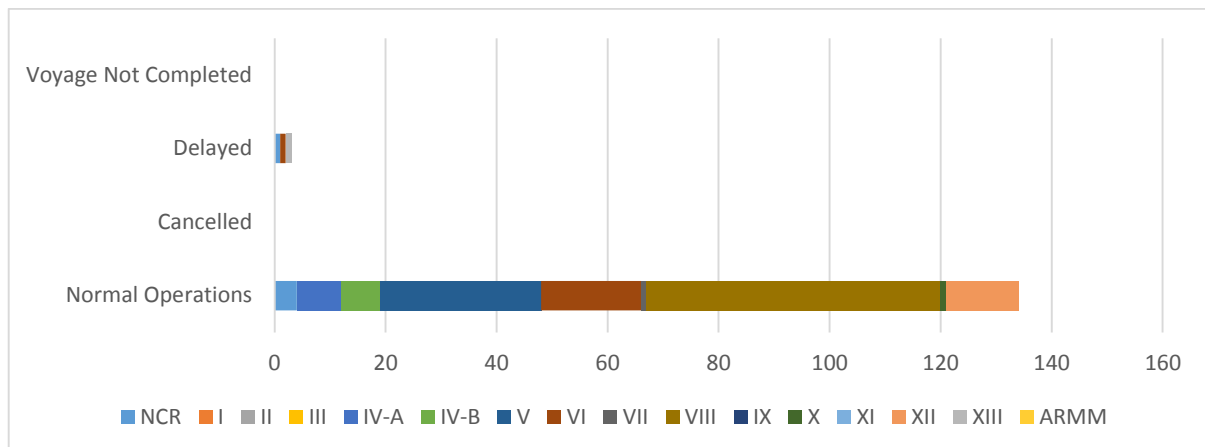
**0** Operation Uncompleted

## PASSENGER AND CARGO SHIPPING OPERATIONS IN THE PHILIPPINES



**Total of 146 Passenger and Cargo Shipping Operations**

## I. STATUS OF SHIPPING OPERATIONS NATIONWIDE



On 11/24/2020, there were 146 passenger and cargo shipping operations conducted wherein 140 or 96% were completed in accordance with their Certificate of Public Convenience (CPC).

Out of the 140 operations completed under normal conditions, the reported movements were mostly in the Eastern Visayas Region at 27% and Bicol Region at 26%.

Meanwhile, 1% of the passenger and cargo shipping operations were cancelled, all due to the community quarantine measures imposed by the different local government units governing the ships' ports of destination. Mostly affected were operations in the Central Visayas and Eastern Visayas Regions.

Three (3) passenger ships or 3% encountered delays.

No shipping operations were not completed at the time of reporting.

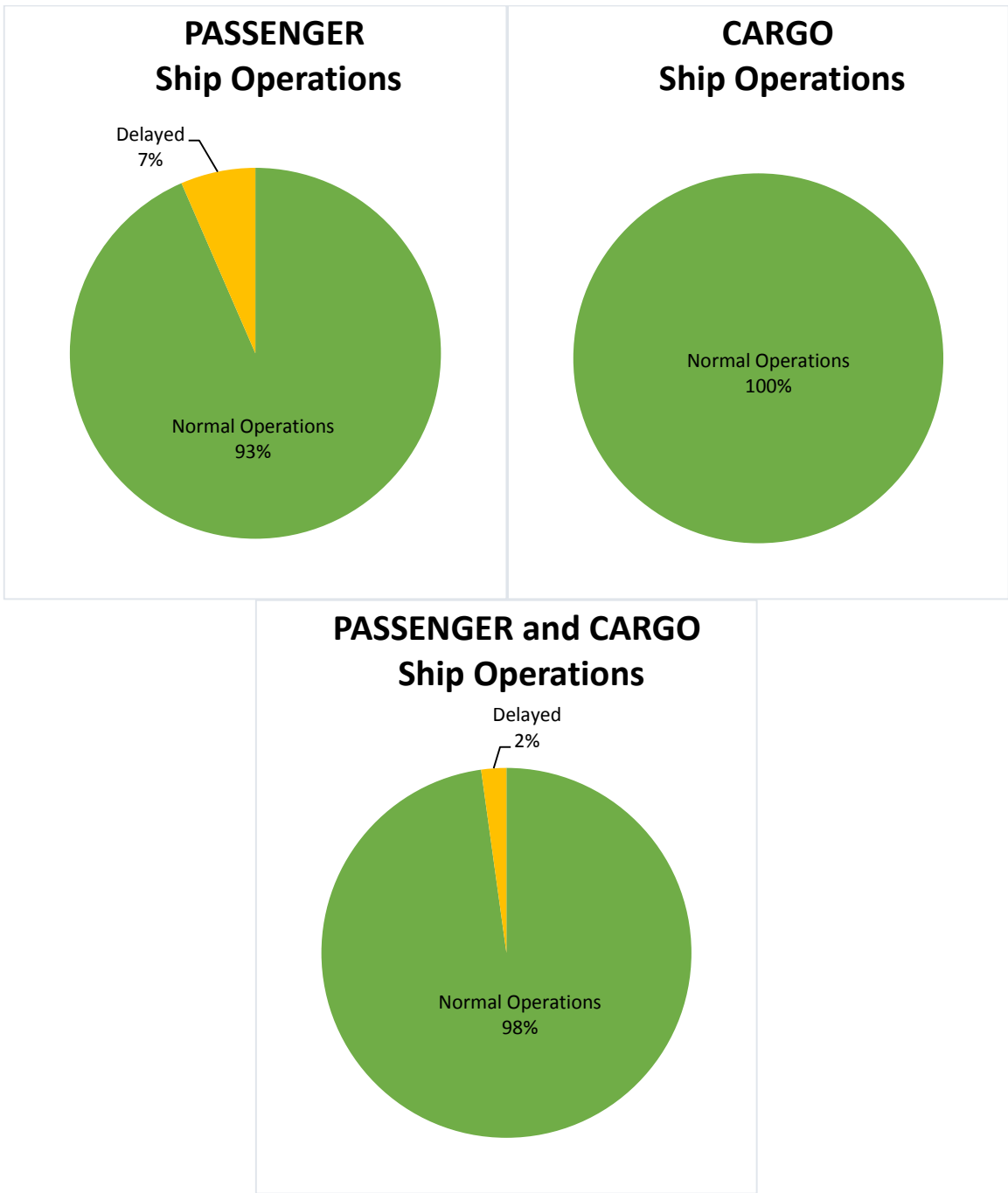
## II. STATUS OF SHIPPING OPERATIONS BY CLASSIFICATION

Region	Normal Operations		Cancelled		Delayed		Not Completed	
	Passenger	Cargo	Passenger	Cargo	Passenger	Cargo	Passenger	Cargo
<b>NCR</b>	-	4	-	-	1	-	-	-
<b>I</b>	-	-	-	-	-	-	-	-
<b>II</b>	-	-	-	-	-	-	-	-
<b>III</b>	-	-	-	-	-	-	-	-
<b>IV-A</b>	8	-	-	-	-	-	-	-
<b>IV-B</b>	7	-	-	-	-	-	-	-
<b>V</b>	6	23	-	-	-	-	-	-
<b>VI</b>	6	12	-	-	1	-	-	-
<b>VII</b>	-	1	-	-	-	-	-	-
<b>VIII</b>	16	37	-	-	-	-	-	-
<b>IX</b>	-	-	-	-	-	-	-	-
<b>X</b>	-	1	-	-	-	-	-	-
<b>XI</b>	-	-	-	-	-	-	-	-
<b>XII</b>	-	13	-	-	-	-	-	-
<b>XIII</b>	-	-	-	-	1	-	-	-
<b>ARMM</b>	-	-	-	-	-	-	-	-
<b>Total</b>	<b>43</b>	<b>91</b>	-	-	<b>3</b>	-	-	-

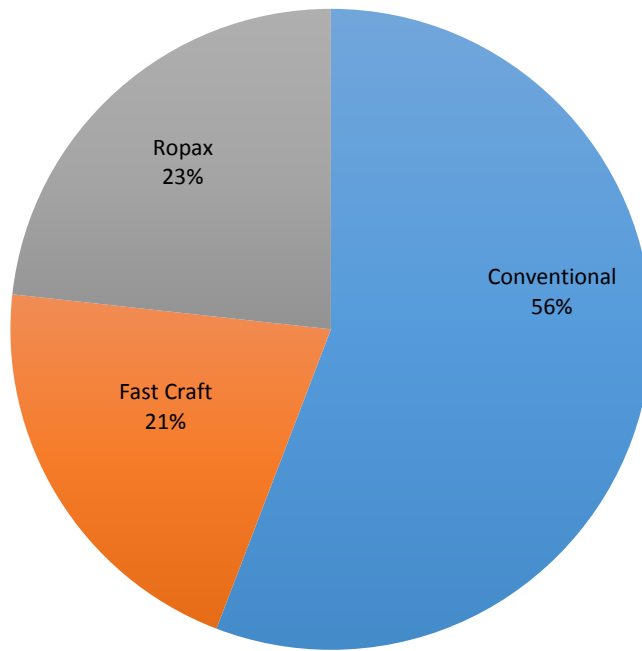
Based on the above table , 53 out of 55 (96%) cargo ships still operated normally – are 6 bulk carrier, 2 container ships, 4 general cargo ships, 15 LCT ships, 26 Roro cargo ships.

Eighty – seven (87) passenger ships completed their voyage – 59 conventional passenger ships, 25 RoPax ships and 3 fast craft ferry completed their operations but mostly only carried cargoes during their voyage.

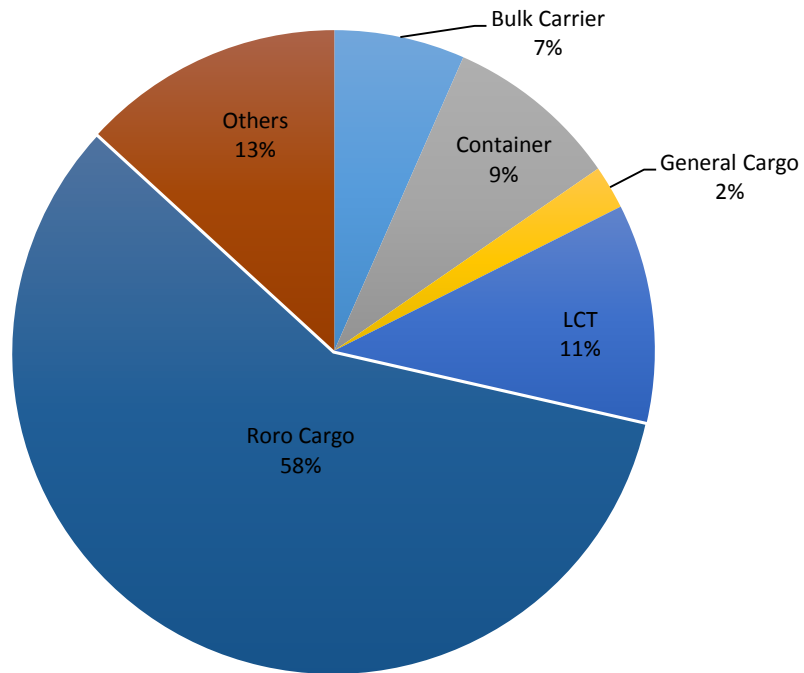
Meanwhile out of the 91 passenger ships, 4% were affected by the measures adopted in view of COVID-19. These measures caused either the cancellation, delay, or uncompleted operations of 4 passenger ships.



### Passenger Ship Types under Normal Operations



### Cargo Ship Types under Normal Operations



Note: All data are based on the inputs coming from MROs and Shipping Companies.