



MARITIME INDUSTRY AUTHORITY SITUATION REPORT -762

Passenger and Cargo Shipping Operations on 4/24/2022
in areas under Alert Level 1 & 2

Data generated on 4/24/2022, 3:00:00 PM

HIGHLIGHTS

- Ninety-Six percent (96%) of passenger and cargo shipping operations were completed in accordance with the ships' CPC.
- Four percent (4%) of the shipping operations were affected.
- Operations of passenger ships were more affected compared to cargo ships. 100% of the cargo shipping operations were completed under normal conditions compared to passenger ships at 94%.
- **With cargo shipping still operational, transport of goods is assured.**

PASSENGER AND CARGO SHIPPING IN NUMBERS

4/24/2022

55 Shipping Operations Recorded

34 Passenger Ships Operated

21 Cargo Ships Operated

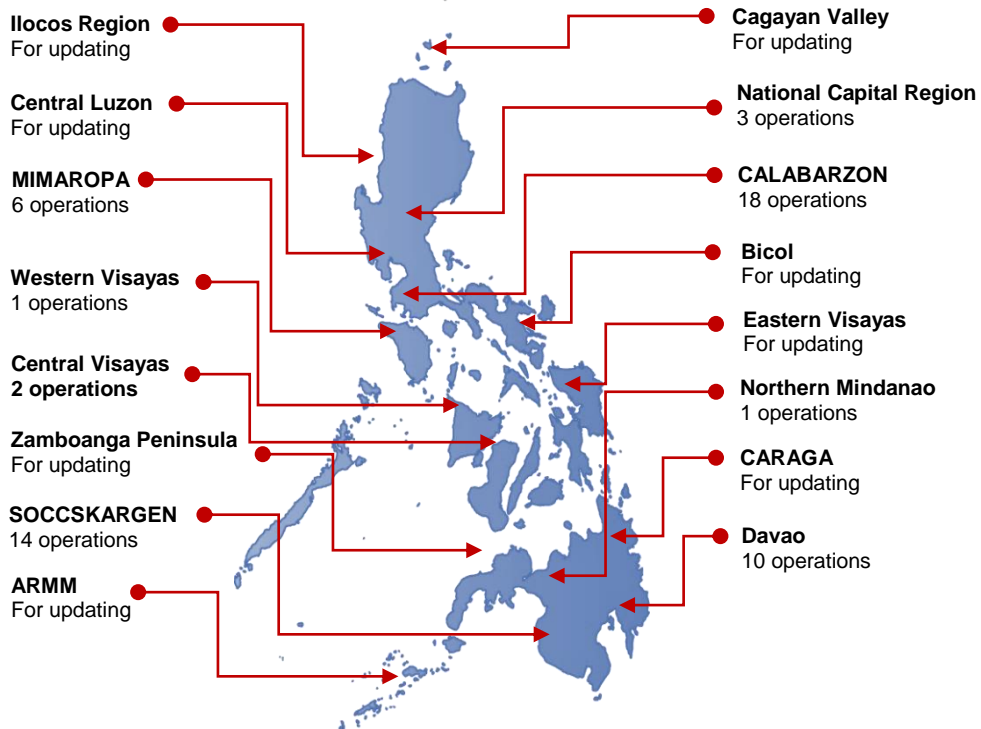
53 Ships Operated Normally

0 Operations Cancelled

2 Operations Delayed

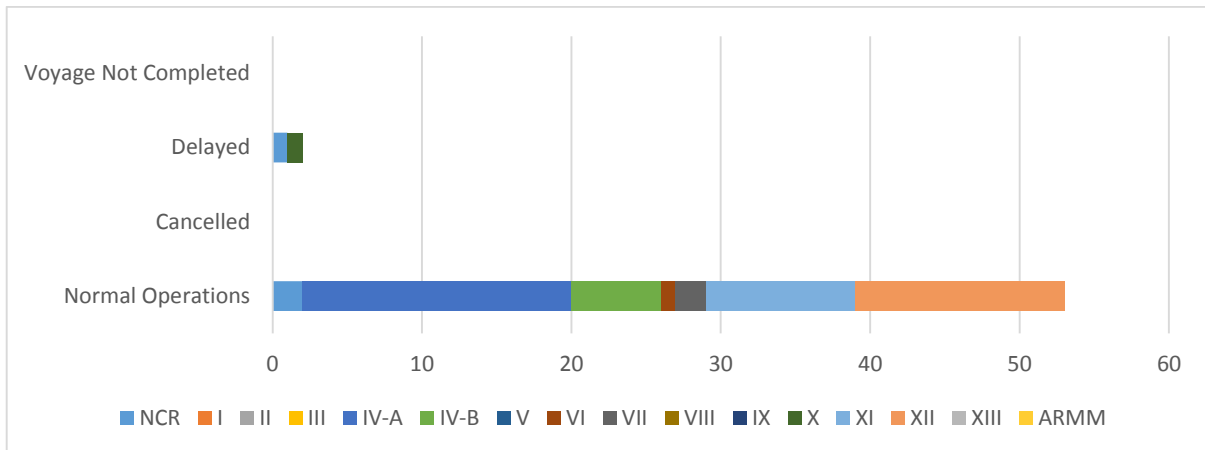
0 Operation Uncompleted

PASSENGER AND CARGO SHIPPING OPERATIONS IN THE PHILIPPINES



Total of 55 Passenger and Cargo Shipping Operations

I. STATUS OF SHIPPING OPERATIONS NATIONWIDE



On 4/24/2022, there were 55 passenger and cargo shipping operations conducted wherein 53 or 96% were completed in accordance with their Certificate of Public Convenience (CPC).

Out of the 53 operations completed under normal conditions, the reported movements were mostly in the CALABARZON Region at 34% and Central Mindanao Region at 26%.

Two (2) passenger ships or 6% encountered delays.

No shipping operations were not completed at the time of reporting.

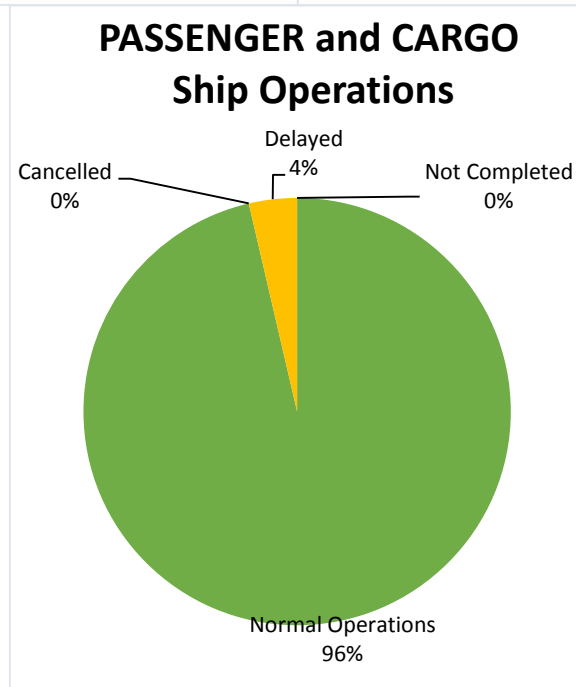
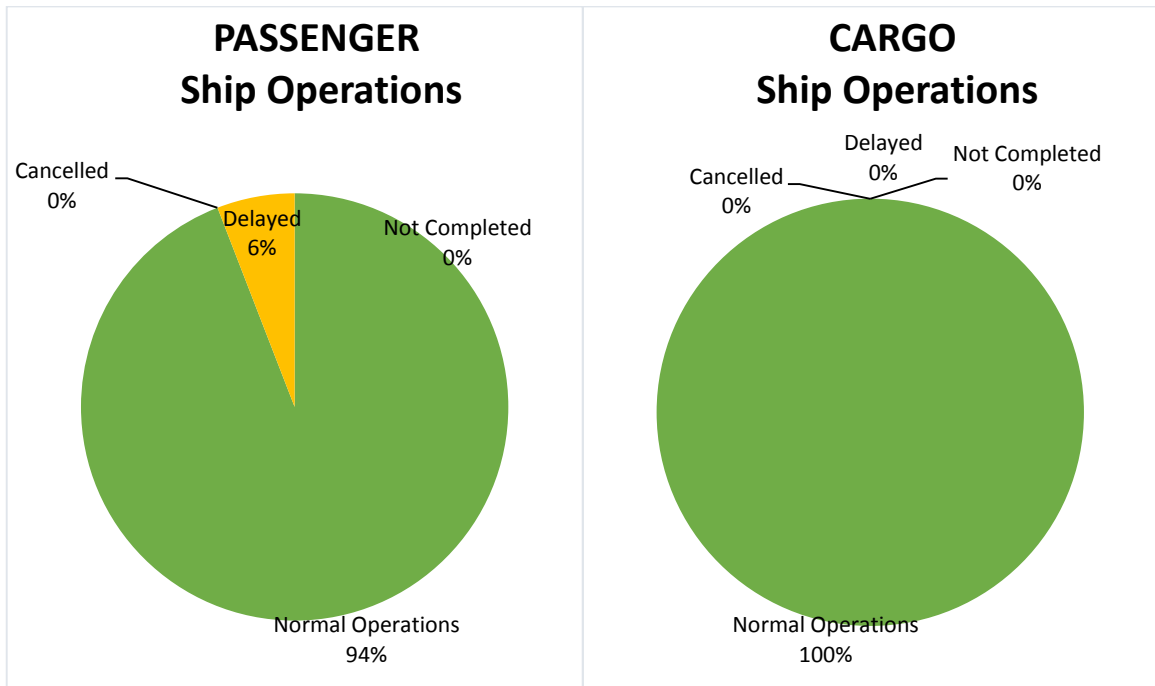
II. STATUS OF SHIPPING OPERATIONS BY CLASSIFICATION

Region	Normal Operations		Cancelled		Delayed		Not Completed	
	Passenger	Cargo	Passenger	Cargo	Passenger	Cargo	Passenger	Cargo
NCR	1	1	-	-	1	-	-	-
I	-	-	-	-	-	-	-	-
II	-	-	-	-	-	-	-	-
III	-	-	-	-	-	-	-	-
IV-A	18	-	-	-	-	-	-	-
IV-B	6	-	-	-	-	-	-	-
V	-	-	-	-	-	-	-	-
VI	1	-	-	-	-	-	-	-
VII	2	-	-	-	-	-	-	-
VIII	-	-	-	-	-	-	-	-
IX	-	-	-	-	-	-	-	-
X	-	-	-	-	1	-	-	-
XI	2	8	-	-	-	-	-	-
XII	2	12	-	-	-	-	-	-
XIII	-	-	-	-	-	-	-	-
ARMM	-	-	-	-	-	-	-	-
Total	32	21	-	-	2	-	-	-

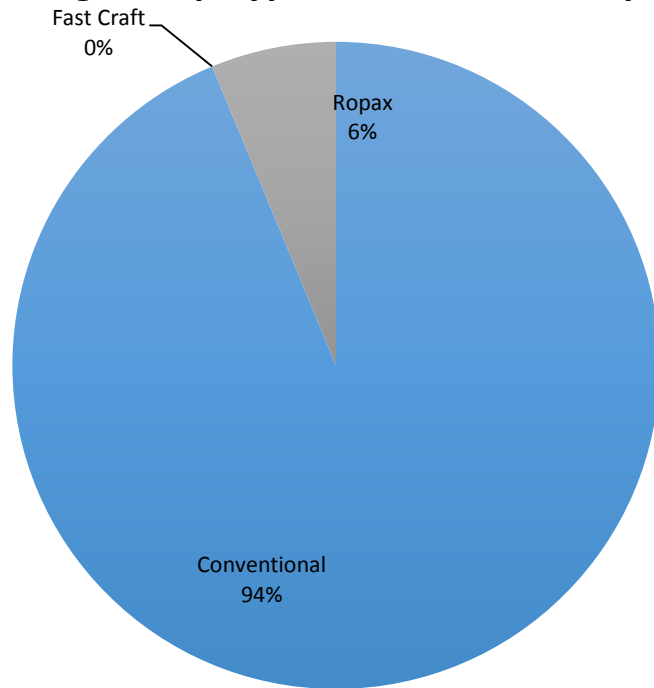
Based on the above table , 21 out of 21 (100%) cargo ships still operated normally – are, 1 container ships, 20 Roro cargo ships.

Thirty – two (32) passenger ships completed their voyage – 30 conventional passenger ships, 2 RoPax ships completed their operations but mostly only carried cargoes during their voyage.

Meanwhile out of the 34 passenger ships, 6% were affected by the measures adopted in view of COVID-19. These measures caused either the cancellation, delay, or uncompleted operations of 2 passenger ships.



Passenger Ship Types under Normal Operations



Cargo Ship Types under Normal Operations

