



MARITIME INDUSTRY AUTHORITY
WEEKLY SUMMARY SITUATION REPORT - Summary 109
 Passenger and Cargo Shipping Operations on April 15 - 21, 2022
 in areas under Alert Level 1 & 2
Data generated on April 15 - 21, 2022, 3:00 PM

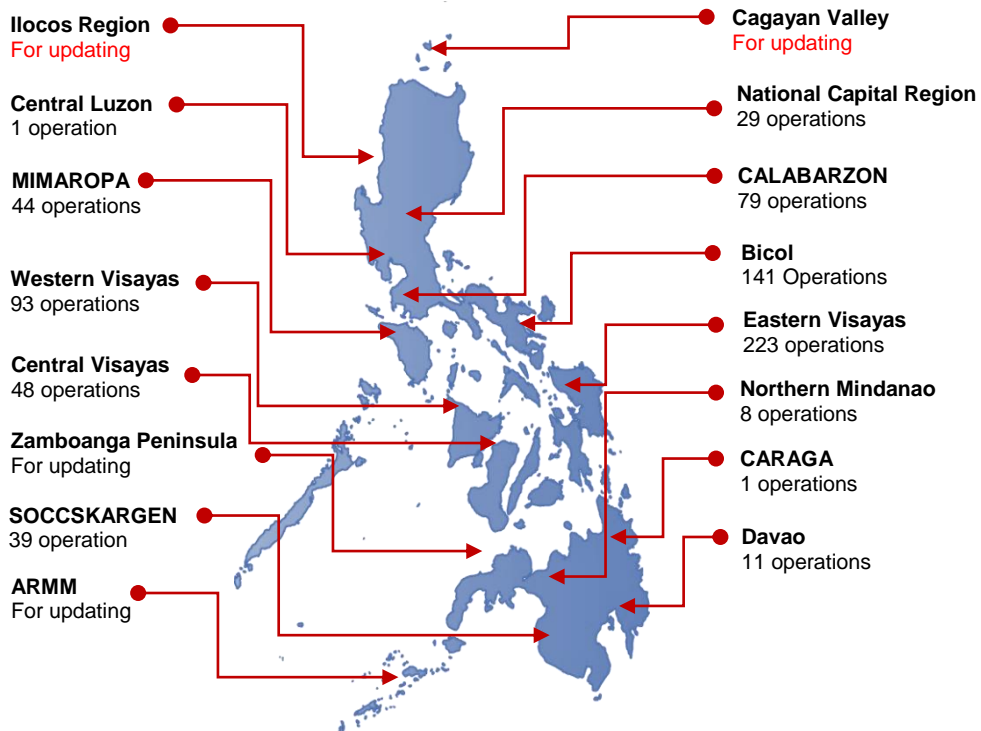
HIGHLIGHTS

- Ninety-eight percent (98%) of passenger and cargo shipping operations were completed in accordance with the ships' CPC.
- Two percent (2%) of the shipping operations were affected.
- Operations of passenger ships were more affected compared to cargo ships. 100% of the cargo shipping operations were completed under normal conditions compared to passenger ships at 96%.
- Daily average passenger and cargo ship operations are 176 completed under normal conditions, 0 cancelled trips, 3 delayed and 0 not completed voyage.
- **With cargo shipping still operational, transport of goods amid MGCQ, and GCQ is assured.**

PASSENGER AND CARGO SHIPPING IN NUMBERS
 April 15 - 21, 2022

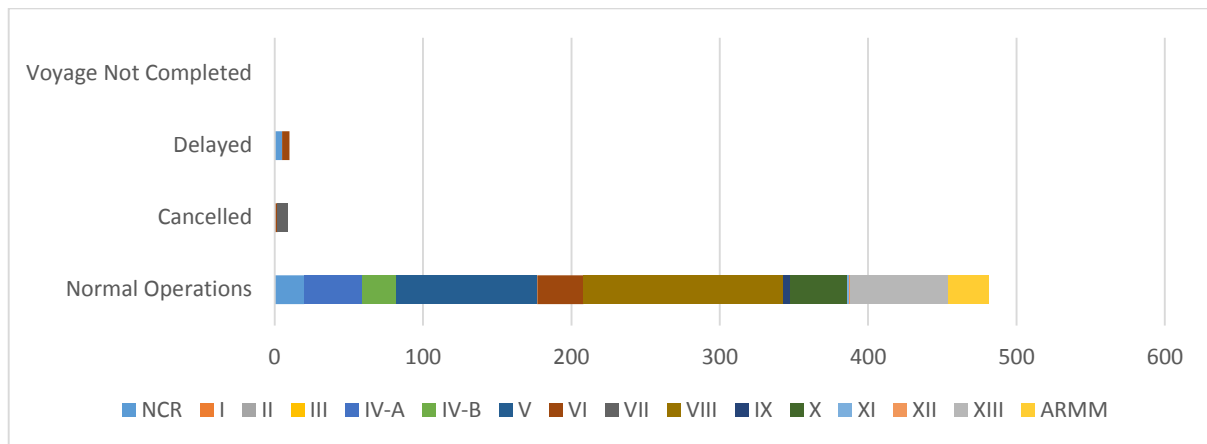
- 717** Shipping Operations Recorded
- 303** Passenger Ships Operated
- 414** Cargo Ships Operated
- 705** Ships Operated Normally
- 0** Operations Cancelled
- 12** Operations Delayed
- 0** Operation Uncompleted

**PASSENGER AND CARGO SHIPPING OPERATIONS IN THE PHILIPPINES
 IN AREAS UNDER ALERT LEVEL 1 & 2**



Total of 717 Passenger and Cargo Shipping Operations

I. STATUS OF SHIPPING OPERATIONS NATIONWIDE



On April 15 - 21, 2022, there were 717 passenger and cargo shipping operations conducted wherein 705 or 98% were completed in accordance with their Certificate of Public Convenience (CPC).

Out of the 705 operations completed under normal conditions, the reported movements were mostly in the Eastern Visayas Region at 32% and Bicol Region at 20%.

Twelve (12) passenger ships or 4% encountered delays due to the additional measures adopted in view of COVID-19 such as temperature screening and inspections.

No shipping operations were not completed at the time of reporting, as the respective ships were still underway.

II. STATUS OF SHIPPING OPERATIONS BY CLASSIFICATION

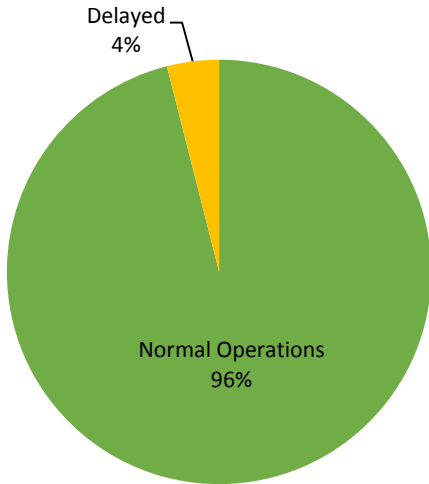
Region	Normal Operations		Cancelled		Delayed		Not Completed	
	Passenger	Cargo	Passenger	Cargo	Passenger	Cargo	Passenger	Cargo
NCR	8	14	-	-	7	-	-	-
I	-	-	-	-	-	-	-	-
II	-	-	-	-	-	-	-	-
III	-	1	-	-	-	-	-	-
IV-A	79	-	-	-	-	-	-	-
IV-B	44	-	-	-	-	-	-	-
V	32	109	-	-	-	-	-	-
VI	31	61	-	-	1	-	-	-
VII	23	23	-	-	2	-	-	-
VIII	74	149	-	-	-	-	-	-
IX	-	-	-	-	-	-	-	-
X	-	7	-	-	1	-	-	-
XI	-	11	-	-	-	-	-	-
XII	-	39	-	-	-	-	-	-
XIII	-	-	-	-	1	-	-	-
ARMM	-	-	-	-	-	-	-	-
Total	8	14	-	-	7	-	-	-

Amid the measures in place due to MGCQ, and GCQ, 414 out of 414 (100%) cargo ships still operated normally – are 24 bulk carrier, 34 container ships, 13 general cargo ships, 49 LCT ships, 1 oil tankers, 269 Roro cargo ships.

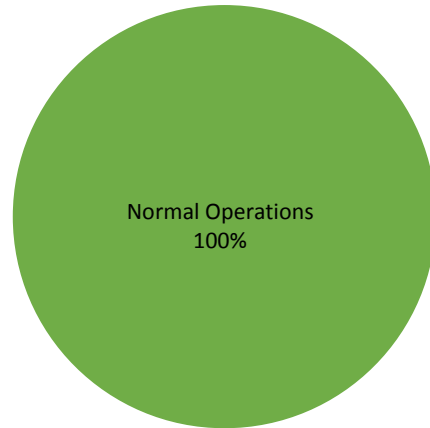
Three-hundred ninety one (291) passenger ships completed their voyage – 190 conventional passenger ships, 54 RoPax ships and 47 fast craft ferry completed their operations but mostly only carried cargoes during their voyage.

Meanwhile out of the 303 passenger ships, 4% were affected either by cancellation, delay, or uncompleted operations of 12 passenger ships.

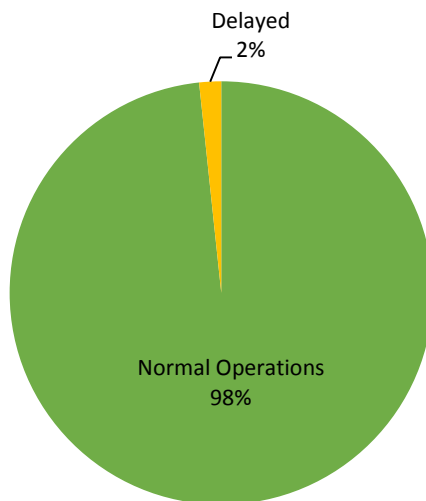
PASSENGER Ship Operations



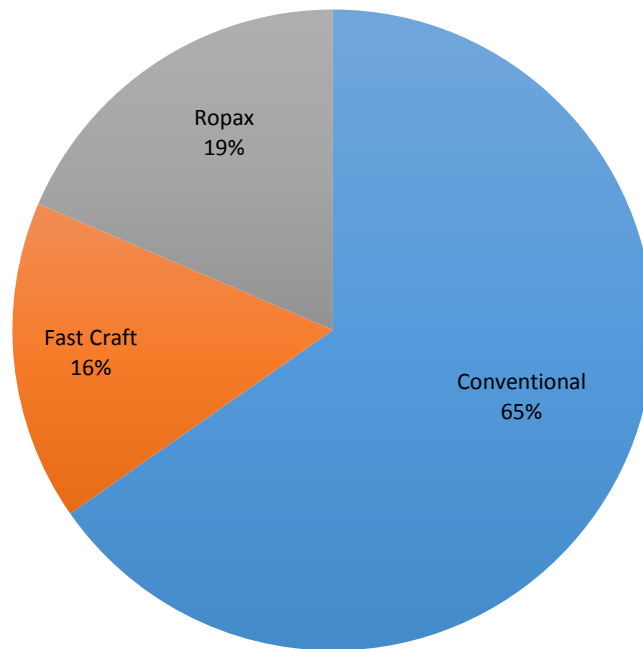
CARGO Ship Operations



PASSENGER and CARGO Ship Operations



Passenger Ship Types under Normal Operations



Cargo Ship Types under Normal Operations

