



MARITIME INDUSTRY AUTHORITY SITUATION REPORT -766

Passenger and Cargo Shipping Operations on 4/28/2022
in areas under Alert Level 1 & 2

Data generated on 4/28/2022, 3:00:00 PM

HIGHLIGHTS

- Ninety-Eight percent (98%) of passenger and cargo shipping operations were completed in accordance with the ships' CPC.
- Two percent (2%) of the shipping operations were affected.
- Operations of passenger ships were more affected compared to cargo ships. 100% of the cargo shipping operations were completed under normal conditions compared to passenger ships at 93%.
- **With cargo shipping still operational, transport of goods is assured.**

PASSENGER AND CARGO SHIPPING IN NUMBERS

4/28/2022

171 Shipping Operations Recorded

54 Passenger Ships Operated

117 Cargo Ships Operated

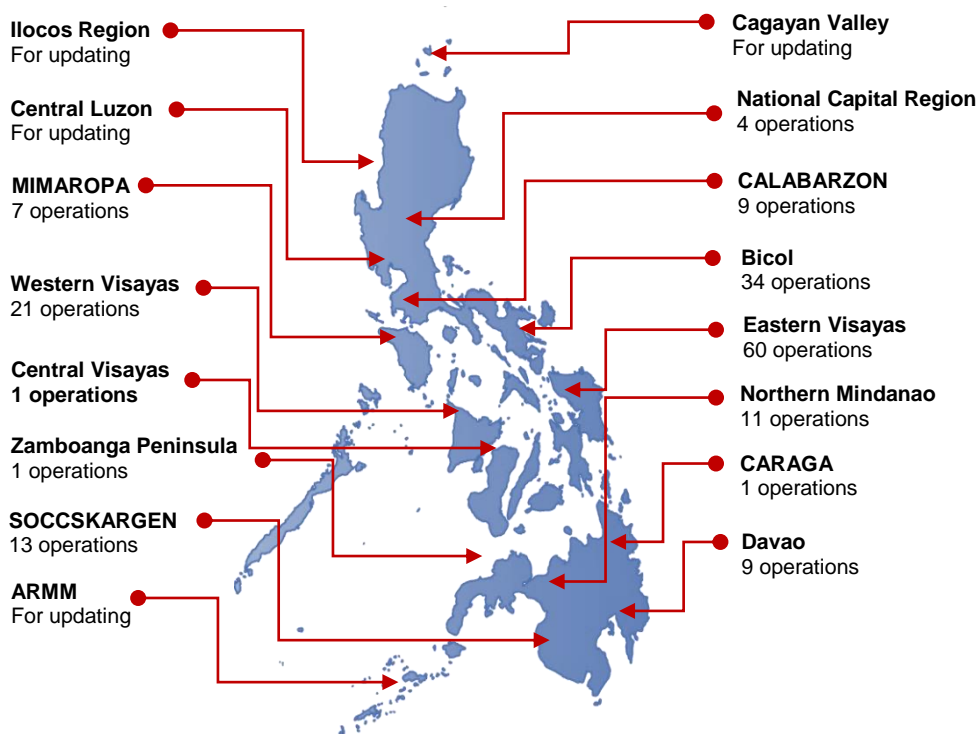
167 Ships Operated Normally

0 Operations Cancelled

4 Operations Delayed

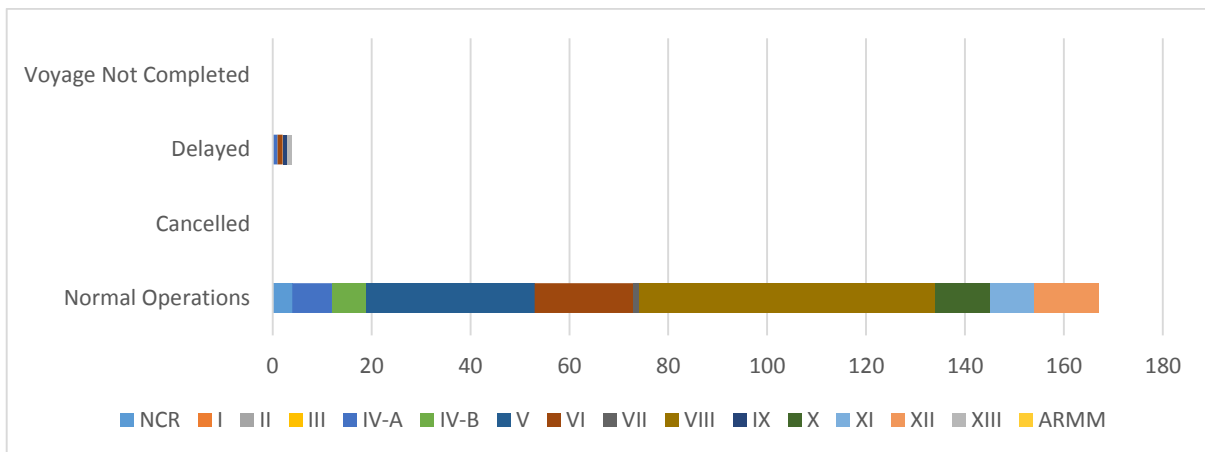
0 Operation Uncompleted

PASSENGER AND CARGO SHIPPING OPERATIONS IN THE PHILIPPINES



Total of 171 Passenger and Cargo Shipping Operations

I. STATUS OF SHIPPING OPERATIONS NATIONWIDE



On 4/28/2022, there were 171 passenger and cargo shipping operations conducted wherein 167 or 98% were completed in accordance with their Certificate of Public Convenience (CPC).

Out of the 167 operations completed under normal conditions, the reported movements were mostly in the Eastern Visayas Region at 36% and Bicol Region at 20%.

Four (4) passenger ships or 7% encountered delays.

No shipping operations were not completed at the time of reporting.

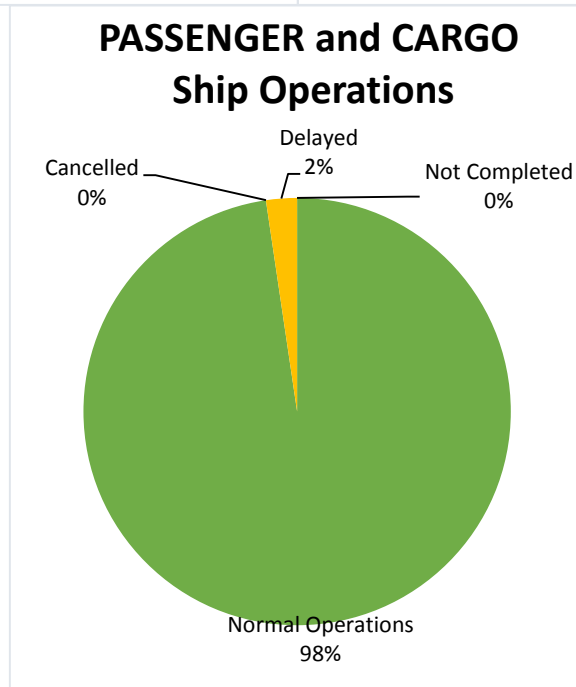
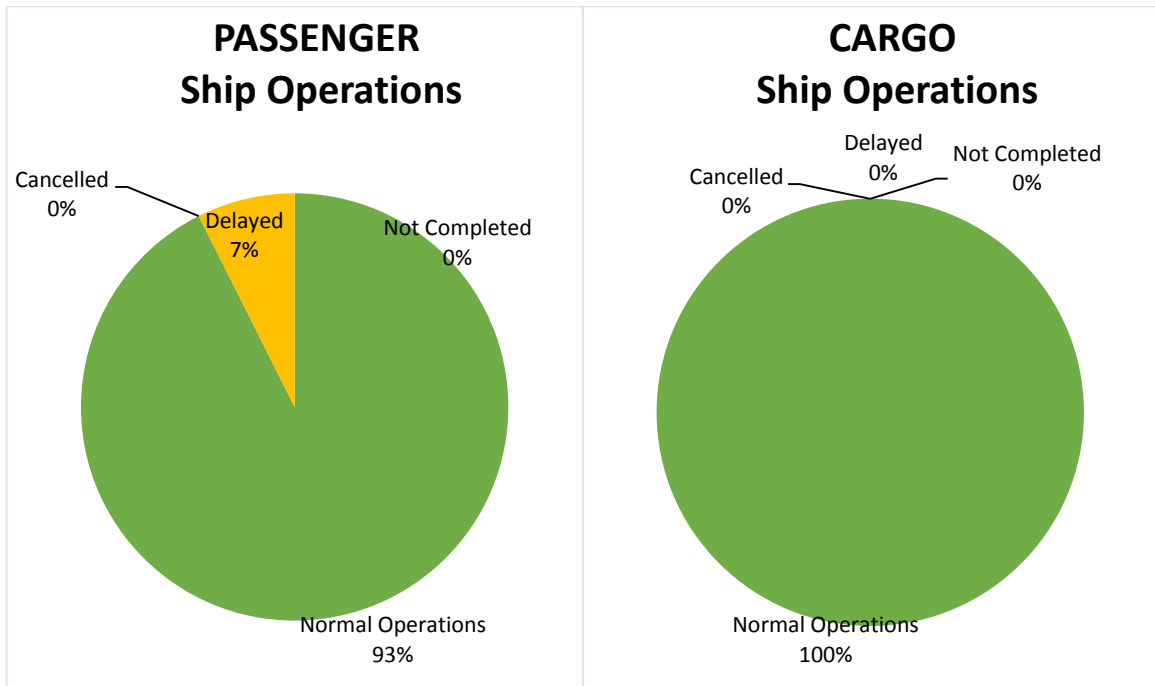
II. STATUS OF SHIPPING OPERATIONS BY CLASSIFICATION

Region	Normal Operations		Cancelled		Delayed		Not Completed	
	Passenger	Cargo	Passenger	Cargo	Passenger	Cargo	Passenger	Cargo
NCR	1	3	-	-	-	-	-	-
I	-	-	-	-	-	-	-	-
II	-	-	-	-	-	-	-	-
III	-	-	-	-	-	-	-	-
IV-A	8	-	-	-	1	-	-	-
IV-B	7	-	-	-	-	-	-	-
V	8	26	-	-	-	-	-	-
VI	7	13	-	-	1	-	-	-
VII	1	-	-	-	-	-	-	-
VIII	18	42	-	-	-	-	-	-
IX	-	-	-	-	1	-	-	-
X	-	11	-	-	-	-	-	-
XI	-	9	-	-	-	-	-	-
XII	-	13	-	-	-	-	-	-
XIII	-	-	-	-	1	-	-	-
ARMM	-	-	-	-	-	-	-	-
Total	50	117	-	-	4	-	-	-

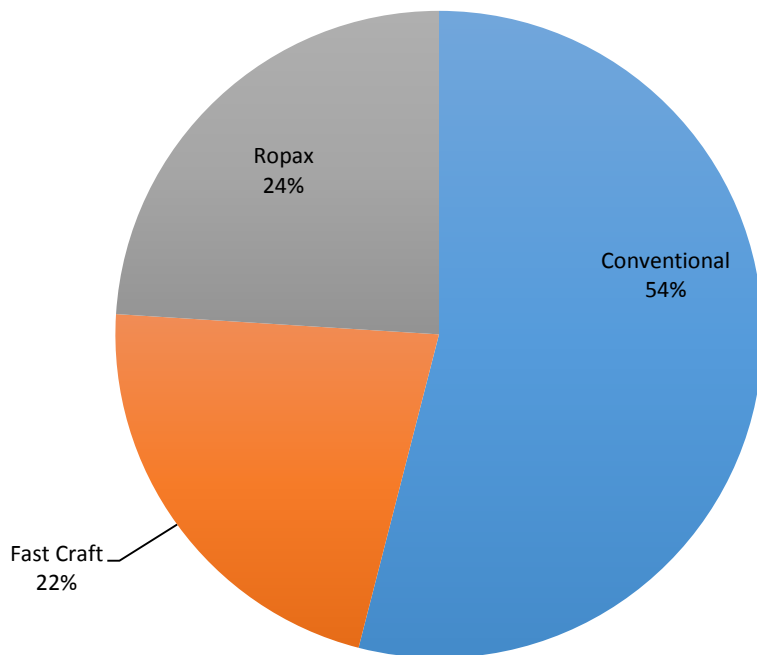
Based on the above table , 117 out of 117 (100%) cargo ships still operated normally – are 6 bulk carrier, 8 container ships, 15 LCT ships, 88 Roro cargo ships.

Fifty (50) passenger ships completed their voyage – 27 conventional passenger ships, 12 RoPax ships and 11 fast craft ferry completed their operations but mostly only carried cargoes during their voyage.

Meanwhile out of the 54 passenger ships, 7% were affected by the measures caused either the cancellation, delay, or uncompleted operations of 4 passenger ships.



Passenger Ship Types under Normal Operations



Cargo Ship Types under Normal Operations

