



MARITIME INDUSTRY AUTHORITY SITUATION REPORT -769

Passenger and Cargo Shipping Operations on 5/1/2022
in areas under Alert Level 1 & 2

Data generated on 5/1/2022, 3:00:00 PM

HIGHLIGHTS

- Ninety-Five percent (95%) of passenger and cargo shipping operations were completed in accordance with the ships' CPC.
- Five percent (5%) of the shipping operations were affected.
- Operations of passenger ships were more affected compared to cargo ships. 100% of the cargo shipping operations were completed under normal conditions compared to passenger ships at 93%.
- **With cargo shipping still operational, transport of goods is assured.**

PASSENGER AND CARGO SHIPPING IN NUMBERS

5/1/2022

41 Shipping Operations Recorded

27 Passenger Ships Operated

14 Cargo Ships Operated

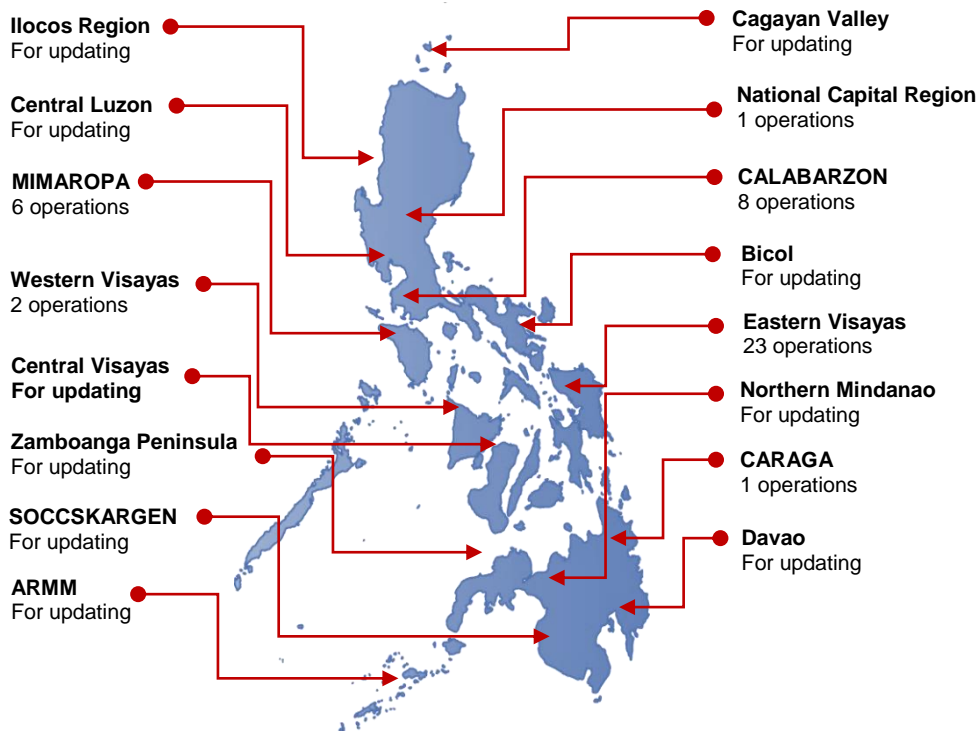
39 Ships Operated Normally

0 Operations Cancelled

2 Operations Delayed

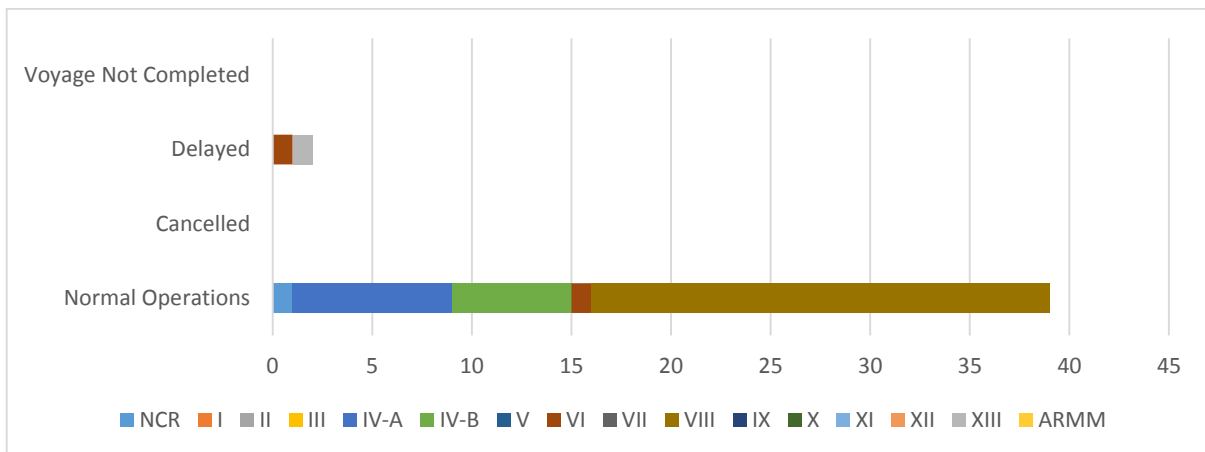
0 Operation Uncompleted

PASSENGER AND CARGO SHIPPING OPERATIONS IN THE PHILIPPINES



Total of 41 Passenger and Cargo Shipping Operations

I. STATUS OF SHIPPING OPERATIONS NATIONWIDE



On 5/1/2022, there were 41 passenger and cargo shipping operations conducted wherein 39 or 95% were completed in accordance with their Certificate of Public Convenience (CPC).

Out of the 39 operations completed under normal conditions, the reported movements were mostly in the Eastern Visayas Region at 59% and CALABARZON Region at 21%.

Two (2) passenger ships or 7% encountered delays.

No shipping operations were not completed at the time of reporting.

II. STATUS OF SHIPPING OPERATIONS BY CLASSIFICATION

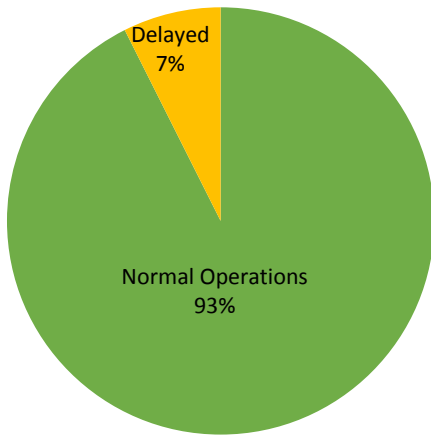
Region	Normal Operations		Cancelled		Delayed		Not Completed	
	Passenger	Cargo	Passenger	Cargo	Passenger	Cargo	Passenger	Cargo
NCR	1	-	-	-	-	-	-	-
I	-	-	-	-	-	-	-	-
II	-	-	-	-	-	-	-	-
III	-	-	-	-	-	-	-	-
IV-A	8	-	-	-	-	-	-	-
IV-B	6	-	-	-	-	-	-	-
V	-	-	-	-	-	-	-	-
VI	-	1	-	-	1	-	-	-
VII	-	-	-	-	-	-	-	-
VIII	10	13	-	-	-	-	-	-
IX	-	-	-	-	-	-	-	-
X	-	-	-	-	-	-	-	-
XI	-	-	-	-	-	-	-	-
XII	-	-	-	-	-	-	-	-
XIII	-	-	-	-	1	-	-	-
ARMM	-	-	-	-	-	-	-	-
Total	25	14	-	-	2	-	-	-

Based on the above table , 14 out of 14 (100%) cargo ships still operated normally – are 1 container ship, 3 LCT ships, 10 Roro cargo ships.

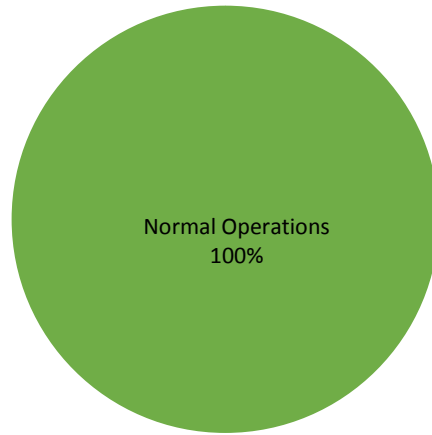
Twenty – five (25) passenger ships completed their voyage – 18 conventional passenger ships, 5 RoPax ships and 2 fast craft ferry completed their operations but mostly only carried cargoes during their voyage.

Meanwhile out of the 27 passenger ships, 7% were affected by the measures adopted in view of COVID-19. These measures caused either the cancellation, delay, or uncompleted operations of 2 passenger ships.

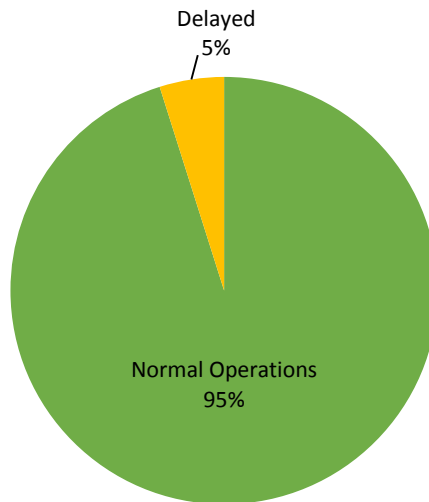
**PASSENGER
Ship Operations**



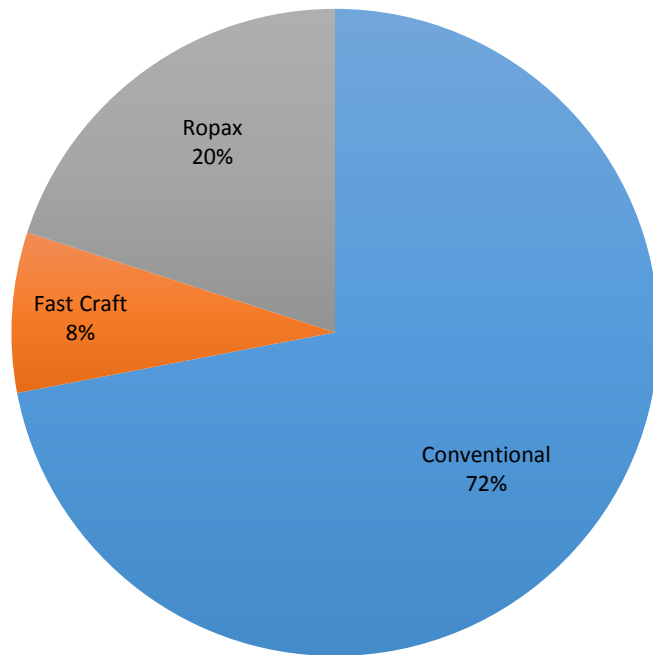
**CARGO
Ship Operations**



**PASSENGER and CARGO
Ship Operations**



Passenger Ship Types under Normal Operations



Cargo Ship Types under Normal Operations

