



MARITIME INDUSTRY AUTHORITY SITUATION REPORT -785

Passenger and Cargo Shipping Operations on 5/17/2022
in areas under Alert Level 1 & 2

Data generated on 5/17/2022, 3:00:00 PM

HIGHLIGHTS

- Ninety-Six percent (96%) of passenger and cargo shipping operations were completed in accordance with the ships' CPC.
- Four percent (4%) of the shipping operations were affected.
- Operations of passenger ships were more affected compared to cargo ships. 100% of the cargo shipping operations were completed under normal conditions compared to passenger ships at 92%.
- **With cargo shipping still operational, transport of goods is assured.**

PASSENGER AND CARGO SHIPPING IN NUMBERS

5/17/2022

113 Shipping Operations Recorded

53 Passenger Ships Operated

60 Cargo Ships Operated

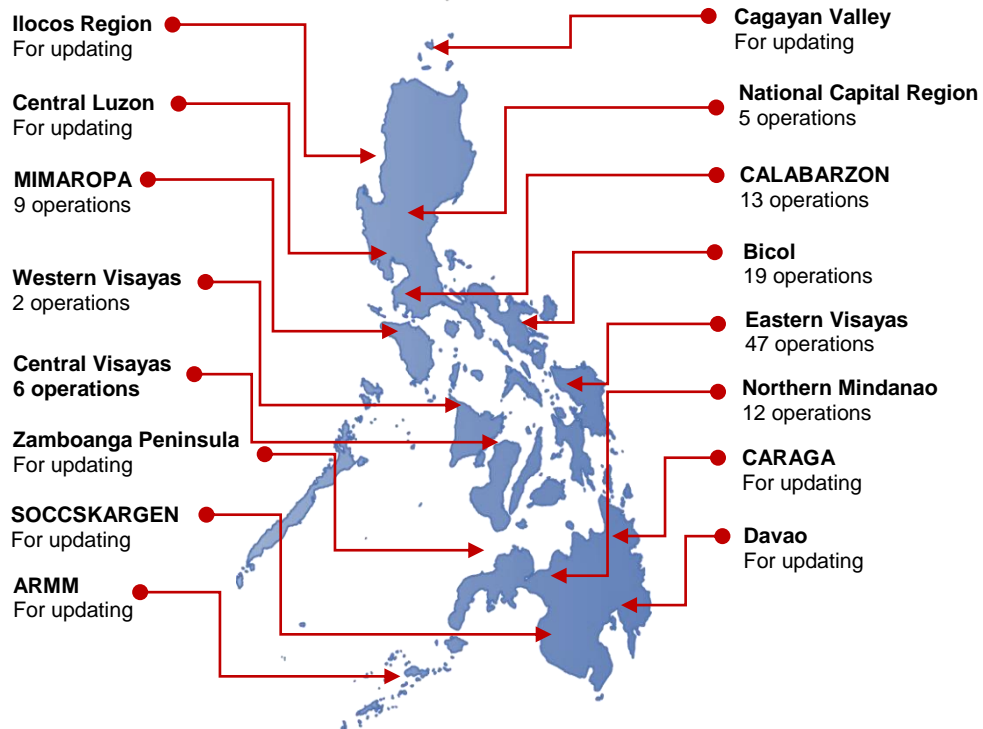
109 Ships Operated Normally

0 Operations Cancelled

4 Operations Delayed

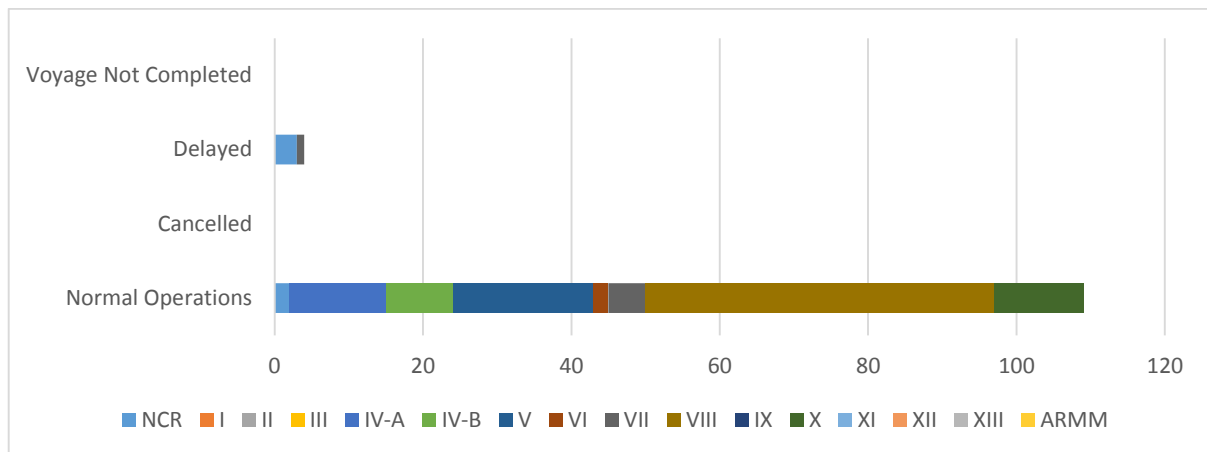
0 Operation Uncompleted

PASSENGER AND CARGO SHIPPING OPERATIONS IN THE PHILIPPINES



Total of 113 Passenger and Cargo Shipping Operations

I. STATUS OF SHIPPING OPERATIONS NATIONWIDE



On 5/17/2022, there were 113 passenger and cargo shipping operations conducted wherein 109 or 96% were completed in accordance with their Certificate of Public Convenience (CPC).

Out of the 109 operations completed under normal conditions, the reported movements were mostly in the Eastern Visayas Region at 43% and Bicol Region at 17%.

Four (4) passenger ships or 8% encountered delays.

No shipping operations were not completed at the time of reporting.

II. STATUS OF SHIPPING OPERATIONS BY CLASSIFICATION

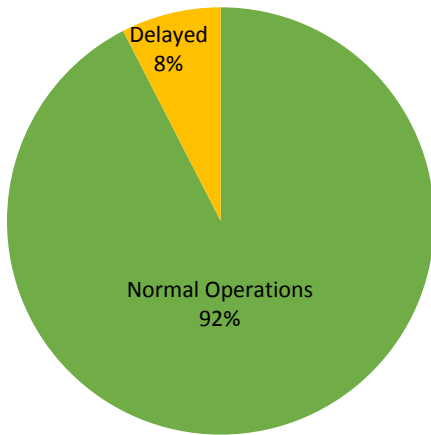
Region	Normal Operations		Cancelled		Delayed		Not Completed	
	Passenger	Cargo	Passenger	Cargo	Passenger	Cargo	Passenger	Cargo
NCR	1	1	-	-	3	-	-	-
I	-	-	-	-	-	-	-	-
II	-	-	-	-	-	-	-	-
III	-	-	-	-	-	-	-	-
IV-A	12	1	-	-	-	-	-	-
IV-B	9	-	-	-	-	-	-	-
V	6	13	-	-	-	-	-	-
VI	1	1	-	-	-	-	-	-
VII	-	5	-	-	1	-	-	-
VIII	20	27	-	-	-	-	-	-
IX	-	-	-	-	-	-	-	-
X	-	12	-	-	-	-	-	-
XI	-	-	-	-	-	-	-	-
XII	-	-	-	-	-	-	-	-
XIII	-	-	-	-	-	-	-	-
ARMM	-	-	-	-	-	-	-	-
Total	49	60	-	-	4	-	-	-

Based on the above table , 60 out of 60 (100%) cargo ships still operated normally – are, 1 chemical tanker, 2 container ships, 10 LCT ships, 0 oil tankers, 47 Roro cargo ships.

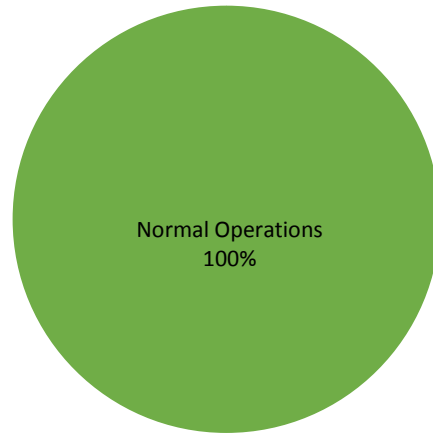
Forty – nine (49) passenger ships completed their voyage – 29 conventional passenger ships, 11 RoPax ships and 9 fast craft ferry completed their operations but mostly only carried cargoes during their voyage.

Meanwhile out of the 53 passenger ships, 8% were affected by the measures adopted in view of COVID-19. These measures caused either the cancellation, delay, or uncompleted operations of 4 passenger ships.

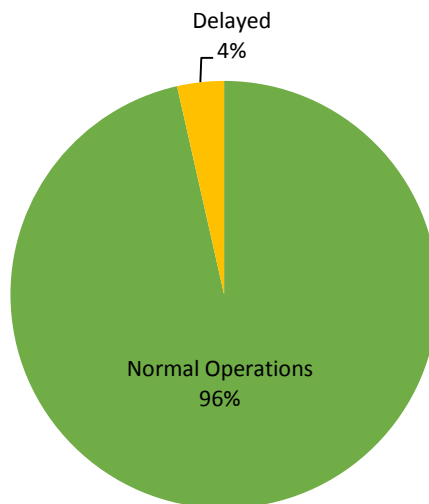
**PASSENGER
Ship Operations**



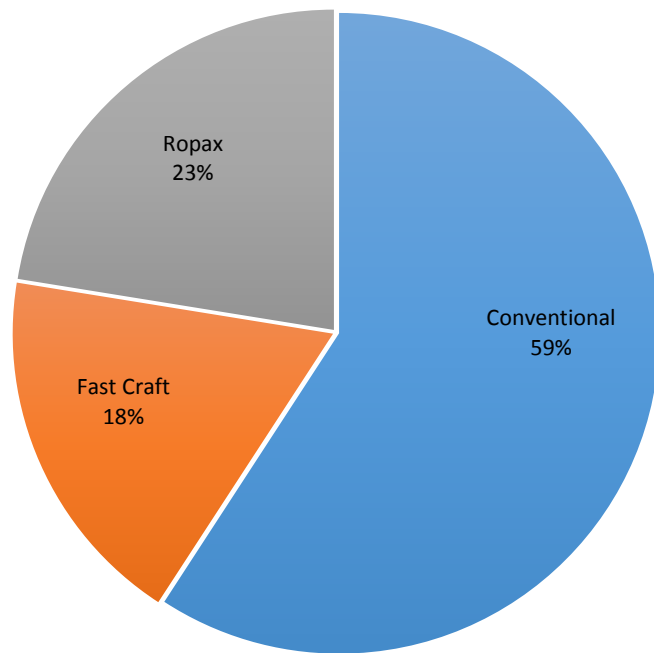
**CARGO
Ship Operations**



**PASSENGER and CARGO
Ship Operations**



Passenger Ship Types under Normal Operations



Cargo Ship Types under Normal Operations

