



MARITIME INDUSTRY AUTHORITY SITUATION REPORT -883

Passenger and Cargo Shipping Operations on 8/23/2022
in areas under Alert Level 1 & 2

Data generated on 8/23/2022, 3:00:00 PM

HIGHLIGHTS

- Ninety-Eight percent (98%) of passenger and cargo shipping operations were completed in accordance with the ships' CPC.
- Two percent (2%) of the shipping operations were affected.
- Operations of passenger ships were more affected compared to cargo ships. 100% of the cargo shipping operations were completed under normal conditions compared to passenger ships at 95%.
- **With cargo shipping still operational, transport of goods is assured.**

PASSENGER AND CARGO SHIPPING IN NUMBERS

8/23/2022

114 Shipping Operations Recorded

41 Passenger Ships Operated

73 Cargo Ships Operated

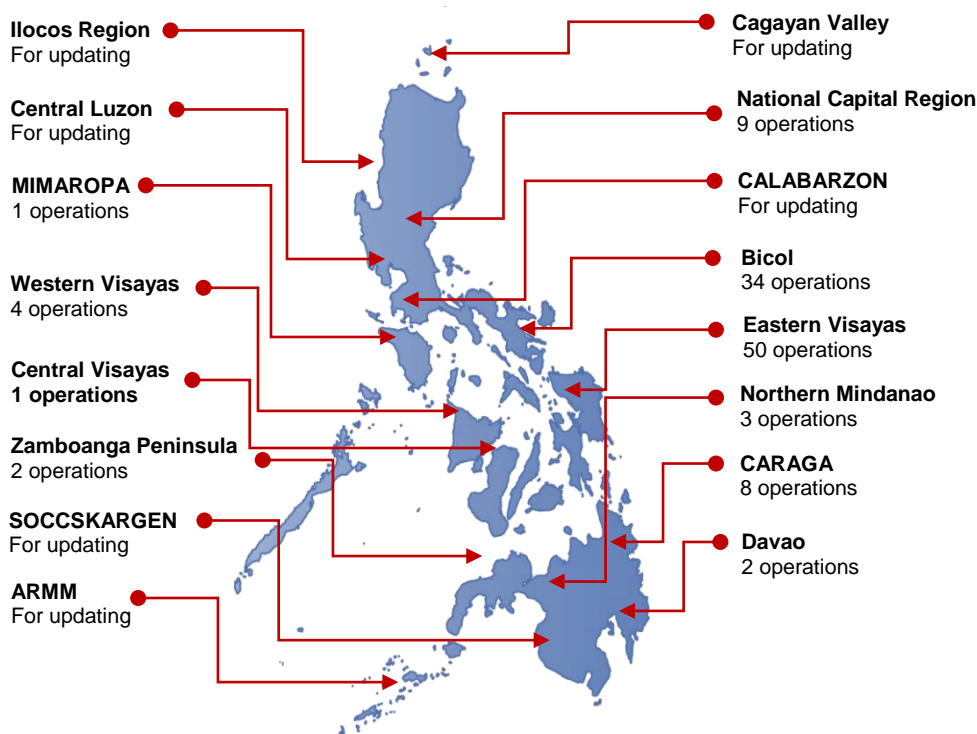
112 Ships Operated Normally

0 Operations Cancelled

2 Operations Delayed

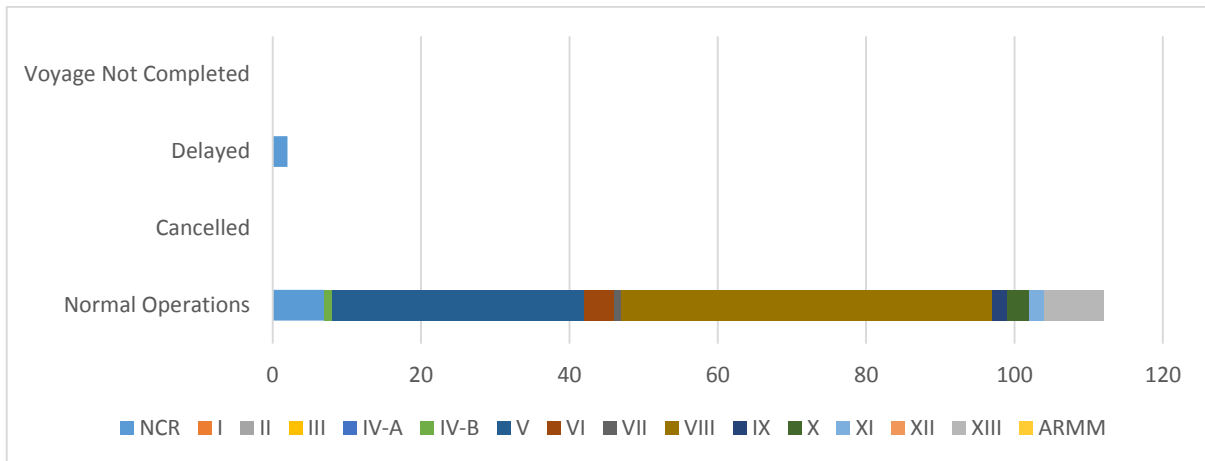
0 Operation Uncompleted

PASSENGER AND CARGO SHIPPING OPERATIONS IN THE PHILIPPINES



Total of 114 Passenger and Cargo Shipping Operations

I. STATUS OF SHIPPING OPERATIONS NATIONWIDE



On 8/23/2022, there were 114 passenger and cargo shipping operations conducted wherein 112 or 98% were completed in accordance with their Certificate of Public Convenience (CPC).

Out of the 112 operations completed under normal conditions, the reported movements were mostly in the Eastern Visayas Region at 45% and Bicol Region at 30%.

Two (2) passenger ship or 5% encountered delays.

No shipping operations were not completed at the time of reporting.

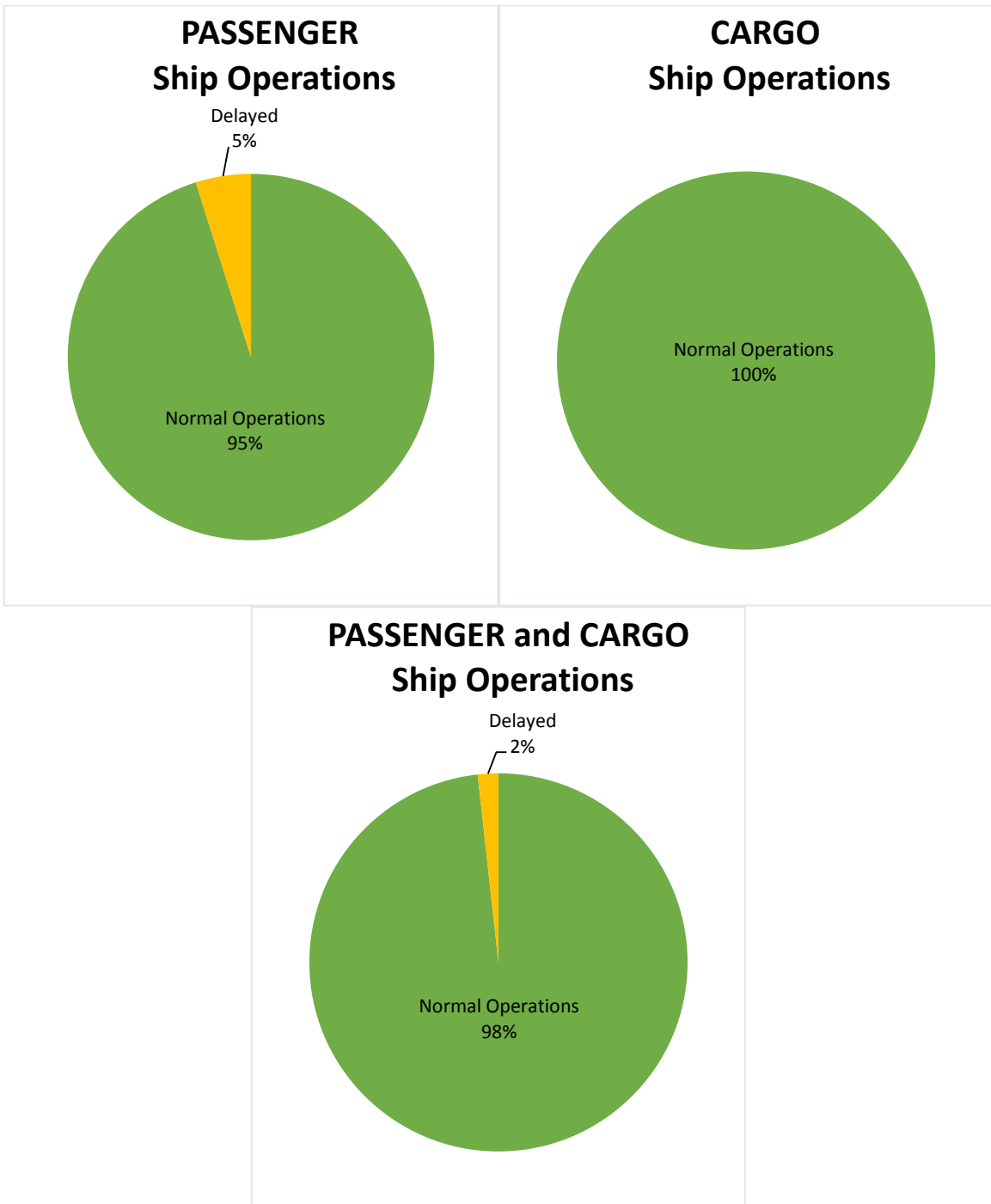
II. STATUS OF SHIPPING OPERATIONS BY CLASSIFICATION

Region	Normal Operations		Cancelled		Delayed		Not Completed	
	Passenger	Cargo	Passenger	Cargo	Passenger	Cargo	Passenger	Cargo
NCR	3	4	-	-	2	-	-	-
I	-	-	-	-	-	-	-	-
II	-	-	-	-	-	-	-	-
III	-	-	-	-	-	-	-	-
IV-A	-	-	-	-	-	-	-	-
IV-B	1	-	-	-	-	-	-	-
V	10	24	-	-	-	-	-	-
VI	1	3	-	-	-	-	-	-
VII	-	1	-	-	-	-	-	-
VIII	24	26	-	-	-	-	-	-
IX	-	2	-	-	-	-	-	-
X	-	3	-	-	-	-	-	-
XI	-	2	-	-	-	-	-	-
XII	-	-	-	-	-	-	-	-
XIII	-	8	-	-	-	-	-	-
ARMM	-	-	-	-	-	-	-	-
Total	39	73	-	-	2	-	-	-

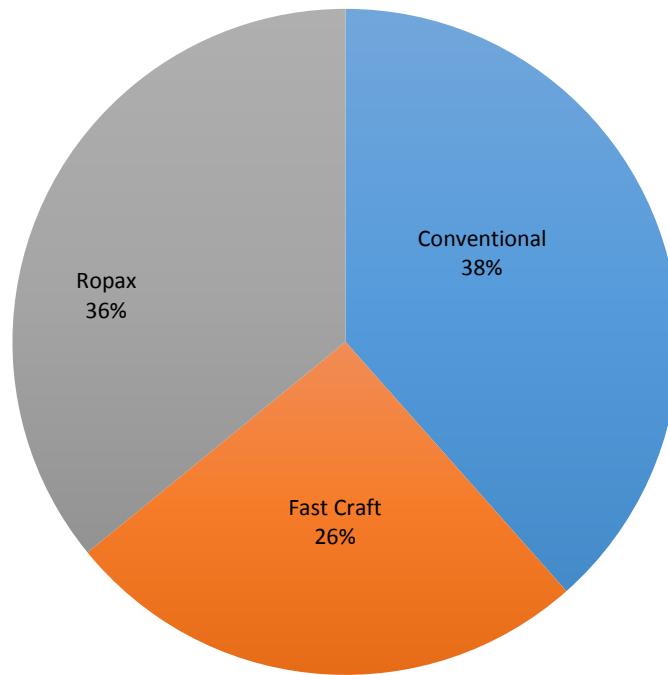
Based on the above table , 73 out of 73 (100%) cargo ships still operated normally – are 1 chemical tanker, 8 container ships, 13 LCT ships, 1 oil tankers, 50 Roro cargo ships.

Thirty – nine (39) passenger ships completed their voyage – 15 conventional passenger ships, 14 RoPax ships and 10 fast craft ferry completed their operations but mostly only carried cargoes during their voyage.

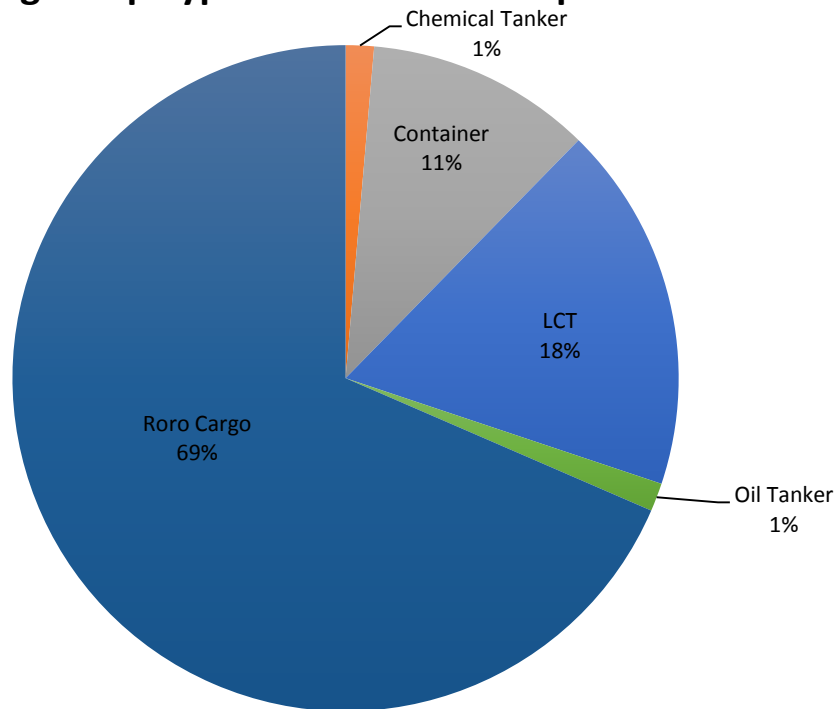
Meanwhile out of the 41 passenger ships, 5% were affected by the measures adopted in view of COVID-19. These measures caused either the cancellation, delay, or uncompleted operations of 2 passenger ships.



Passenger Ship Types under Normal Operations



Cargo Ship Types under Normal Operations



Note: All data are based on the inputs coming from MROs and Shipping Companies.