



MARITIME INDUSTRY AUTHORITY SITUATION REPORT -933

Passenger and Cargo Shipping Operations on 10/12/2022
in areas under Alert Level 1 & 2

Data generated on 10/12/2022, 3:00:00 PM

HIGHLIGHTS

- Ninety-Five percent (95%) of passenger and cargo shipping operations were completed in accordance with the ships' CPC.
- Five percent (5%) of the shipping operations were affected.
- Operations of passenger ships were more affected compared to cargo ships. 100% of the cargo shipping operations were completed under normal conditions compared to passenger ships at 78%.
- **With cargo shipping still operational, transport of goods is assured.**

PASSENGER AND CARGO SHIPPING IN NUMBERS

10/12/2022

44 Shipping Operations Recorded

9 Passenger Ships Operated

35 Cargo Ships Operated

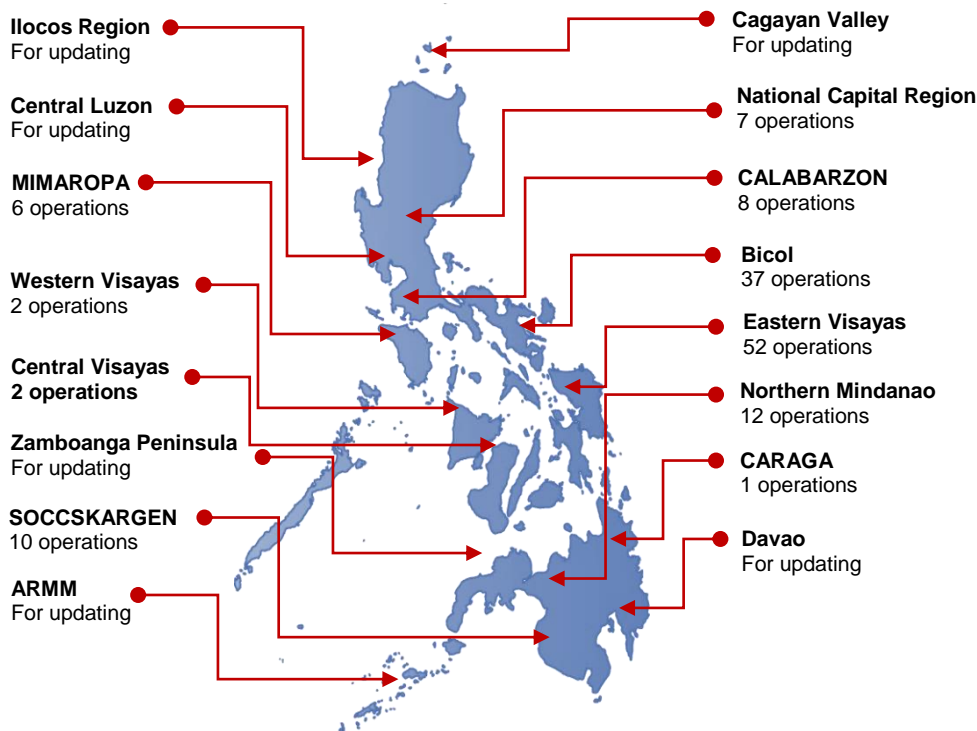
42 Ships Operated Normally

0 Operations Cancelled

2 Operations Delayed

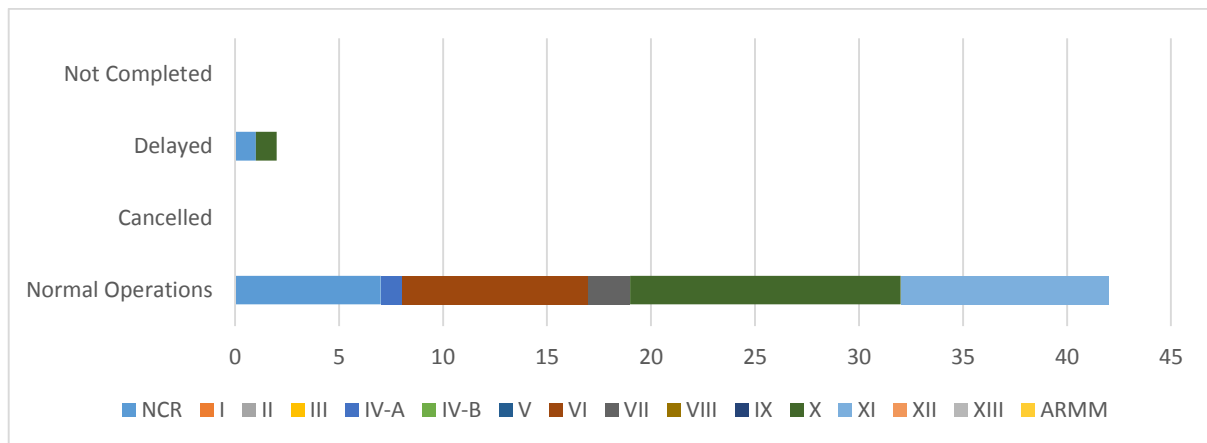
0 Operation Uncompleted

PASSENGER AND CARGO SHIPPING OPERATIONS IN THE PHILIPPINES



Total of 137 Passenger and Cargo Shipping Operations

I. STATUS OF SHIPPING OPERATIONS NATIONWIDE



On 10/12/2022, there were 44 passenger and cargo shipping operations conducted wherein 42 or 95% were completed in accordance with their Certificate of Public Convenience (CPC).

Out of the 42 operations completed under normal conditions, the reported movements were mostly in the Northern Mindanao Region at 31% and Central Mindanao Region at 24%.

Two (2) passenger ships or 22% encountered delays.

No shipping operations were not completed at the time of reporting.

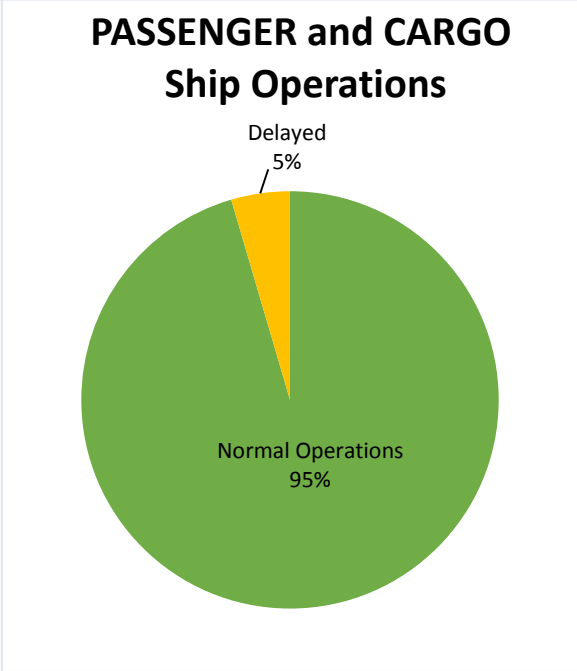
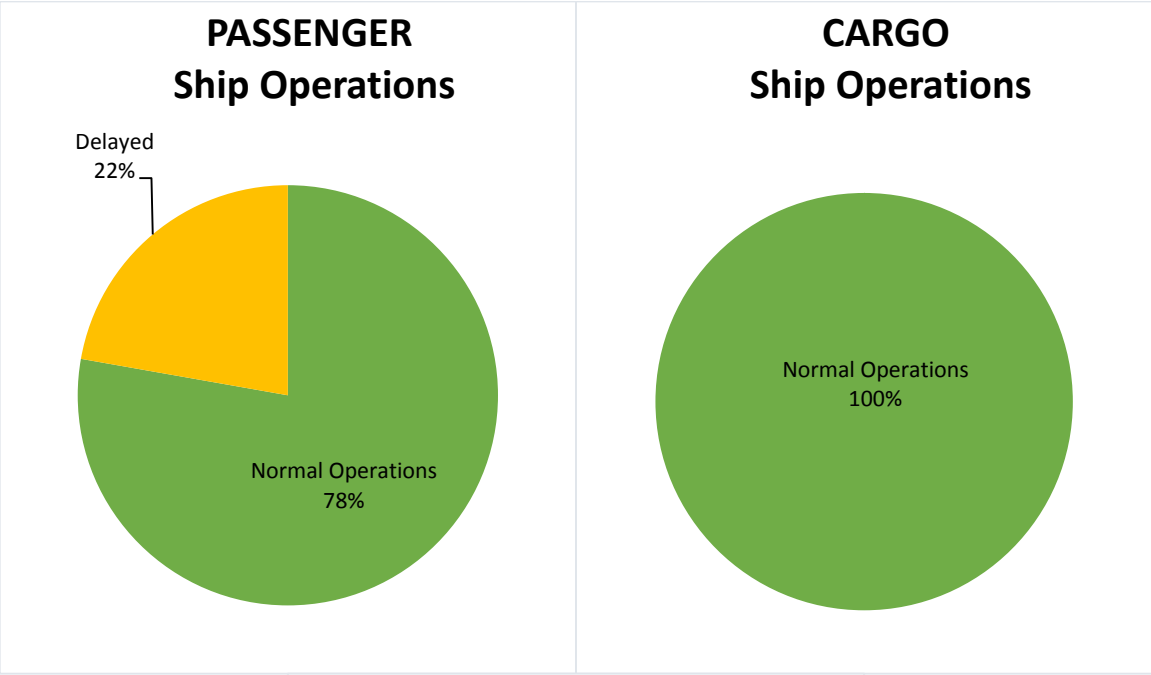
II. STATUS OF SHIPPING OPERATIONS BY CLASSIFICATION

Region	Normal Operations		Cancelled		Delayed		Not Completed	
	Passenger	Cargo	Passenger	Cargo	Passenger	Cargo	Passenger	Cargo
NCR	2	5	-	-	1	-	-	-
I	-	-	-	-	-	-	-	-
II	-	-	-	-	-	-	-	-
III	-	-	-	-	-	-	-	-
IV-A	1	-	-	-	-	-	-	-
IV-B	-	-	-	-	-	-	-	-
V	-	-	-	-	-	-	-	-
VI	4	5	-	-	-	-	-	-
VII	-	2	-	-	-	-	-	-
VIII	-	-	-	-	-	-	-	-
IX	-	-	-	-	-	-	-	-
X	-	13	-	-	1	-	-	-
XI	-	10	-	-	-	-	-	-
XII	-	-	-	-	-	-	-	-
XIII	-	-	-	-	-	-	-	-
ARMM	-	-	-	-	-	-	-	-
Total	7	35	-	-	2	-	-	-

Based on the above table , 35 out of 35 (100%) cargo ships still operated normally – are, 9 container ships, 1 LCT ship, 25 Roro cargo.

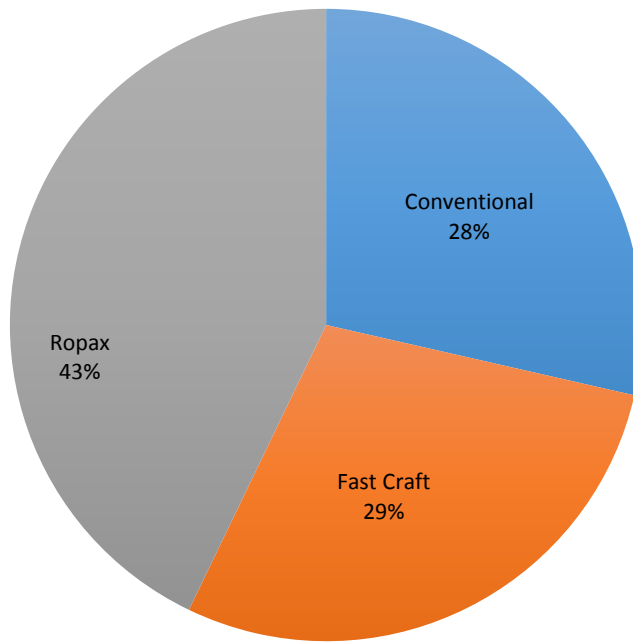
Seven (7) passenger ships completed their voyage – 2 conventional passenger ships, 3 RoPax ships and 2 fast craft ferry completed their operations but mostly only carried cargoes during their voyage.

Meanwhile out of the 9 passenger ships, 22% were affected by the measures adopted in view of COVID-19. These measures caused either the cancellation, delay, or uncompleted operations of 2 passenger ships.



Note: All data are based on the inputs coming from MROs and Shipping Companies.

Passenger Ship Types under Normal Operations



Cargo Ship Types under Normal Operations

