



MARITIME INDUSTRY AUTHORITY SITUATION REPORT -943

Passenger and Cargo Shipping Operations on 10/22/2022
in areas under Alert Level 1 & 2

Data generated on 10/22/2022, 3:00:00 PM

HIGHLIGHTS

- Ninety-Eight percent (98%) of passenger and cargo shipping operations were completed in accordance with the ships' CPC.
- Two percent (2%) of the shipping operations were affected.
- Operations of passenger ships were more affected compared to cargo ships. 100% of the cargo shipping operations were completed under normal conditions compared to passenger ships at 96%.
- **With cargo shipping still operational, transport of goods is assured.**

PASSENGER AND CARGO SHIPPING IN NUMBERS

10/22/2022

41 Shipping Operations Recorded

25 Passenger Ships Operated

16 Cargo Ships Operated

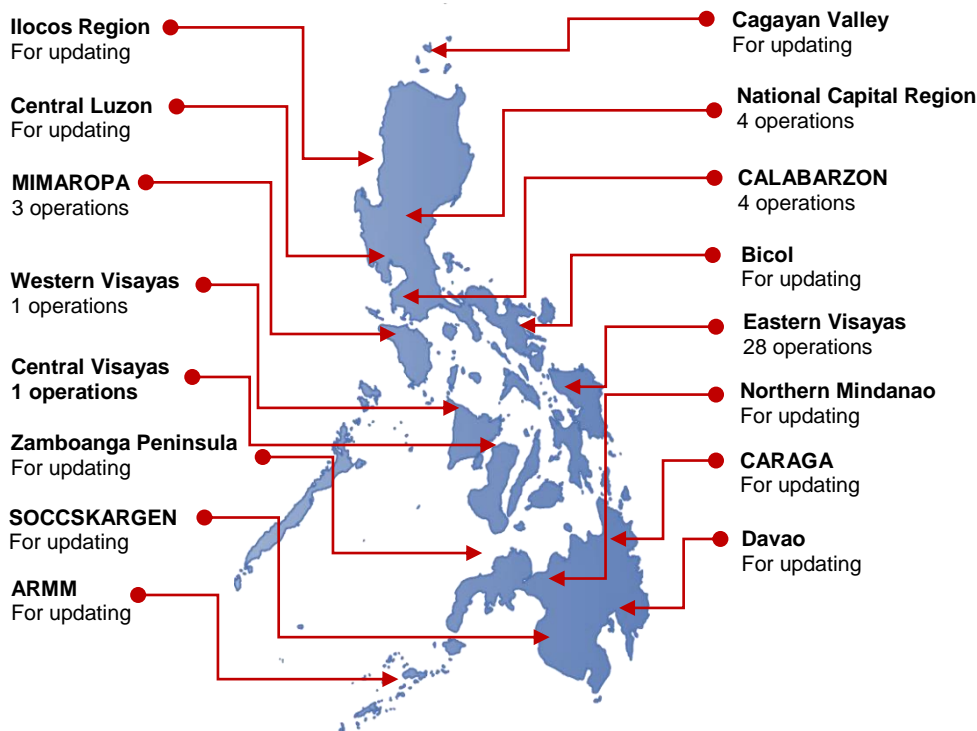
40 Ships Operated Normally

0 Operations Cancelled

1 Operations Delayed

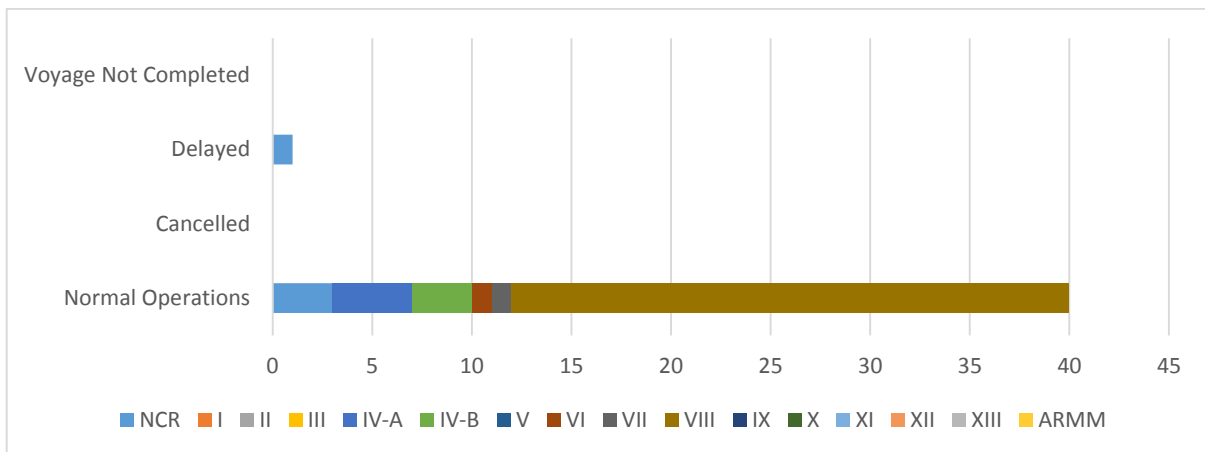
0 Operation Uncompleted

PASSENGER AND CARGO SHIPPING OPERATIONS IN THE PHILIPPINES



Total of 41 Passenger and Cargo Shipping Operations

I. STATUS OF SHIPPING OPERATIONS NATIONWIDE



On 10/22/2022, there were 41 passenger and cargo shipping operations conducted wherein 40 or 98% were completed in accordance with their Certificate of Public Convenience (CPC).

Out of the 40 operations completed under normal conditions, the reported movements were mostly in the Eastern Visayas Region at 70% and CALABARZON Region at 10%.

One (1) passenger ship or 4% encountered delays.

No shipping operations were not completed at the time of reporting.

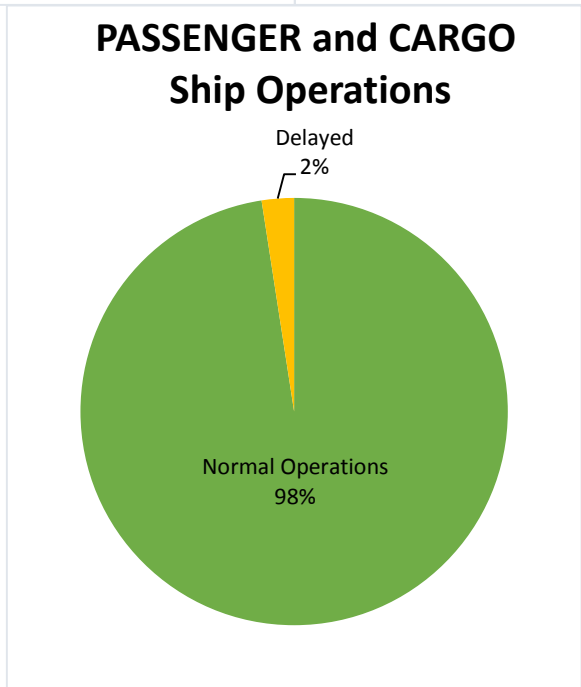
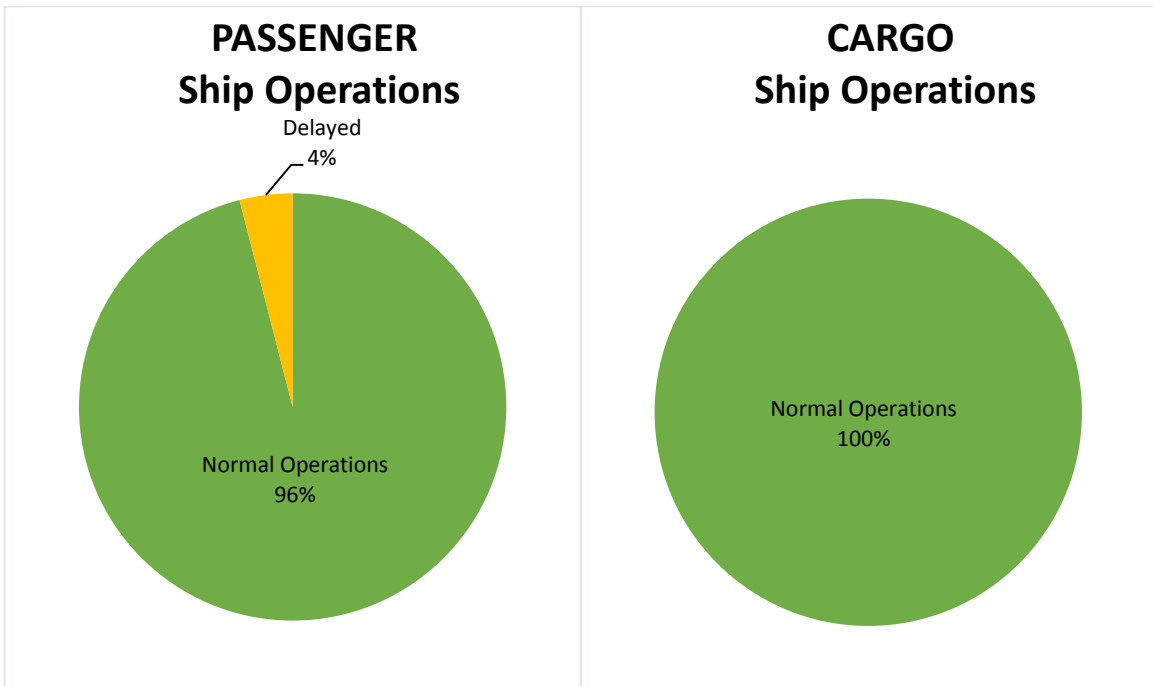
II. STATUS OF SHIPPING OPERATIONS BY CLASSIFICATION

Region	Normal Operations		Cancelled		Delayed		Not Completed	
	Passenger	Cargo	Passenger	Cargo	Passenger	Cargo	Passenger	Cargo
NCR	1	5	0	0	0	1	0	0
I	0	0	0	0	0	0	0	0
II	0	0	0	0	0	0	0	0
III	0	4	0	0	0	0	0	0
IV-A	13	0	1	0	0	0	0	0
IV-B	17	0	1	0	0	0	0	0
V	23	1	0	0	0	0	0	0
VI	18	42	3	0	0	0	0	0
VII	0	24	13	1	17	0	0	0
VIII	31	0	6	0	0	0	0	0
IX	0	0	0	0	1	0	0	0
X	6	0	0	0	0	0	0	0
XI	0	1	0	0	0	0	0	0
XII	0	0	0	0	0	0	0	0
XIII	39	0	0	0	0	0	0	0
ARMM	0	0	0	0	0	0	0	0
Total	148	77	24	1	18	1	0	0

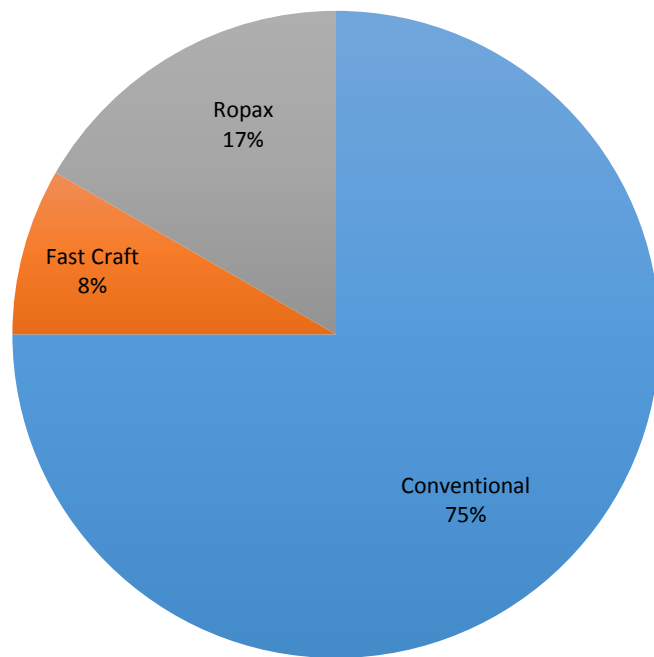
Based on the above table , 16 out of 16 (100%) cargo ships still operated normally – are 1 container ship, , 2 LCT ships, 12 Roro cargo ships and 1 other cargo.

Twenty – four (24) passenger ships completed their voyage – 18 conventional passenger ships, 4 RoPax ships and 2 fast craft ferry completed their operations but mostly only carried cargoes during their voyage.

Meanwhile out of the 25 passenger ships, 4% were affected by the measures adopted in view of COVID-19. These measures caused either the cancellation, delay, or uncompleted operations of 1 passenger ships.



Passenger Ship Types under Normal Operations



Cargo Ship Types under Normal Operations

