



MARITIME INDUSTRY AUTHORITY SITUATION REPORT -961

Passenger and Cargo Shipping Operations on 11/9/2022
in areas under Alert Level 1 & 2

Data generated on 11/9/2022, 3:00:00 PM

HIGHLIGHTS

- Ninety-Seven percent (97%) of passenger and cargo shipping operations were completed in accordance with the ships' CPC.
- Three percent (3%) of the shipping operations were affected.
- Operations of passenger ships were more affected compared to cargo ships. 100% of the cargo shipping operations were completed under normal conditions compared to passenger ships at 93%.
- **With cargo shipping still operational, transport of goods is assured.**

PASSENGER AND CARGO SHIPPING IN NUMBERS

11/9/2022

61 Shipping Operations Recorded

29 Passenger Ships Operated

32 Cargo Ships Operated

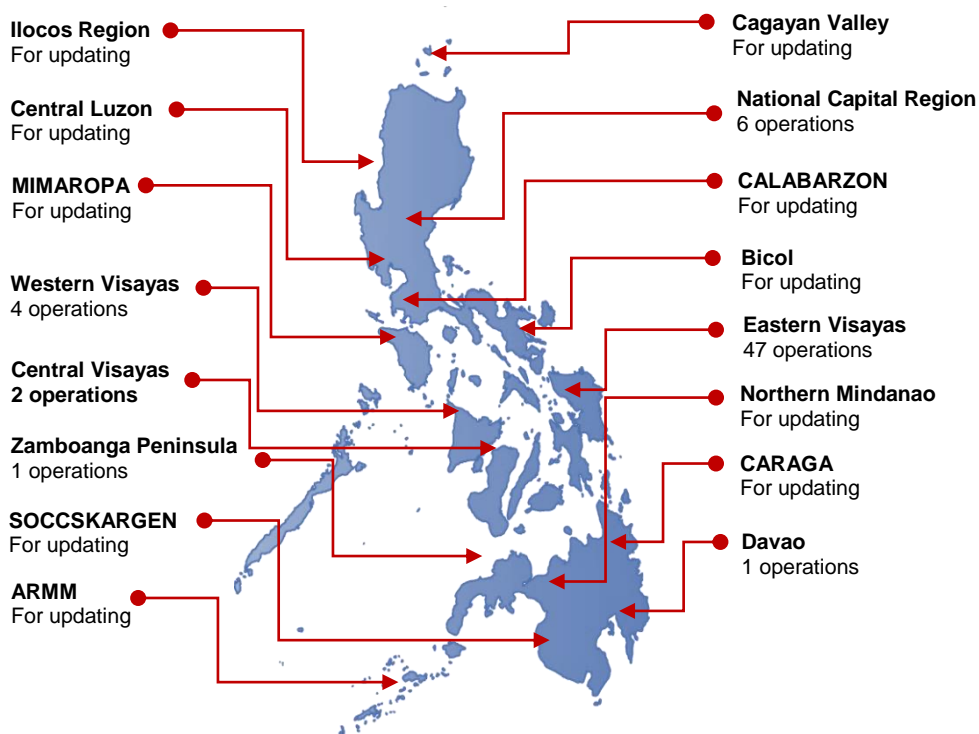
59 Ships Operated Normally

0 Operations Cancelled

2 Operations Delayed

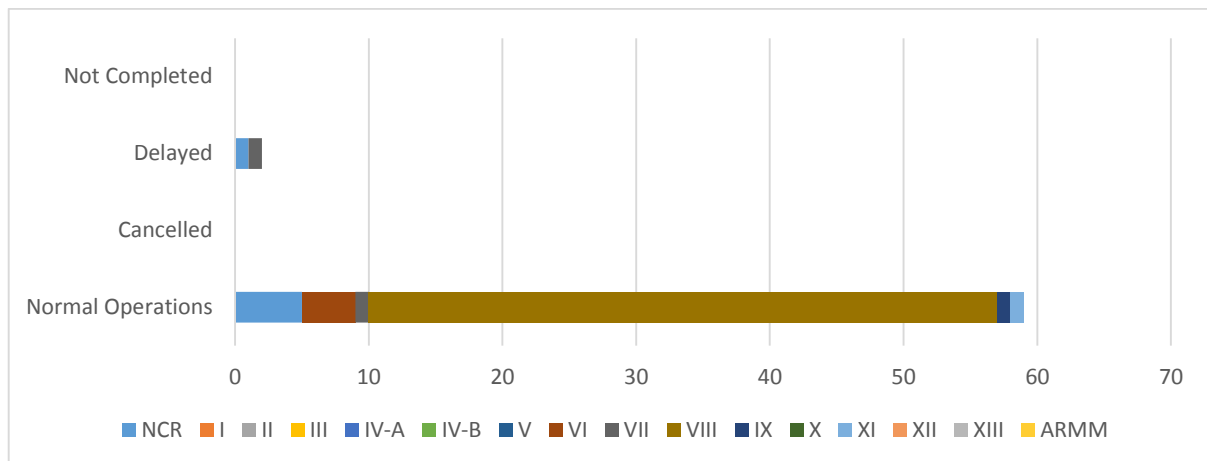
0 Operation Uncompleted

PASSENGER AND CARGO SHIPPING OPERATIONS IN THE PHILIPPINES



Total of 61 Passenger and Cargo Shipping Operations

I. STATUS OF SHIPPING OPERATIONS NATIONWIDE



On 11/9/2022, there were 61 passenger and cargo shipping operations conducted wherein 59 or 97% were completed in accordance with their Certificate of Public Convenience (CPC).

Out of the 59 operations completed under normal conditions, the reported movements were mostly in the Eastern Visayas Region at 80% and National Capital Region at 8%.

Two (2) passenger ships or 7% encountered delays.

Lastly, no shipping operations were not completed at the time of reporting.

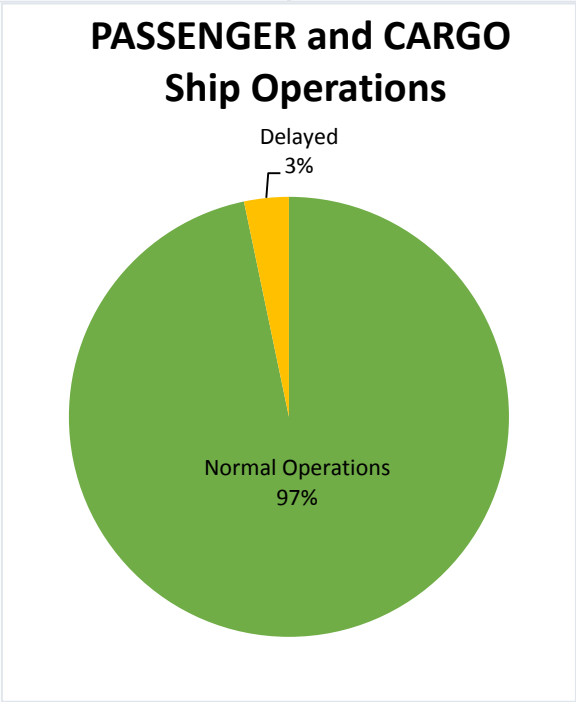
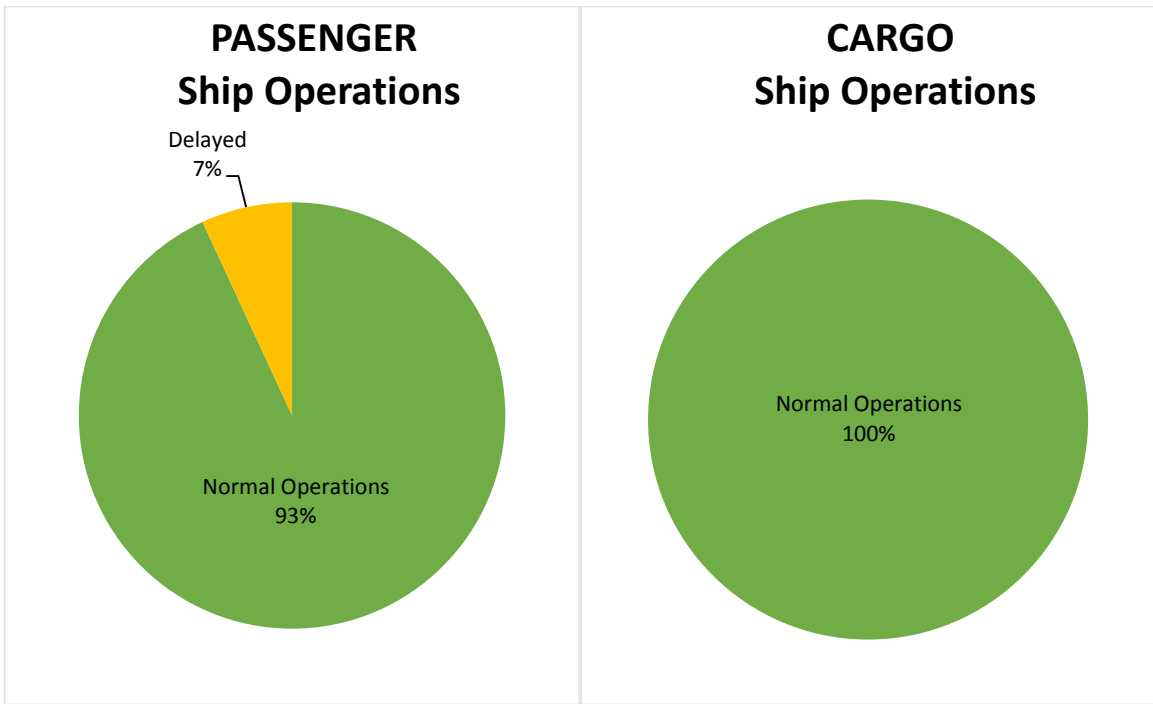
II. STATUS OF SHIPPING OPERATIONS BY CLASSIFICATION

Region	Normal Operations		Cancelled		Delayed		Not Completed	
	Passenger	Cargo	Passenger	Cargo	Passenger	Cargo	Passenger	Cargo
NCR	1	4	-	-	1	-	-	-
I	-	-	-	-	-	-	-	-
II	-	-	-	-	-	-	-	-
III	-	-	-	-	-	-	-	-
IV-A	-	-	-	-	-	-	-	-
IV-B	-	-	-	-	-	-	-	-
V	-	-	-	-	-	-	-	-
VI	2	2	-	-	-	-	-	-
VII	-	1	-	-	1	-	-	-
VIII	24	23	-	-	-	-	-	-
IX	-	1	-	-	-	-	-	-
X	-	-	-	-	-	-	-	-
XI	-	1	-	-	-	-	-	-
XII	-	-	-	-	-	-	-	-
XIII	-	-	-	-	-	-	-	-
ARMM	-	-	-	-	-	-	-	-
Total	27	32	-	-	2	-	-	-

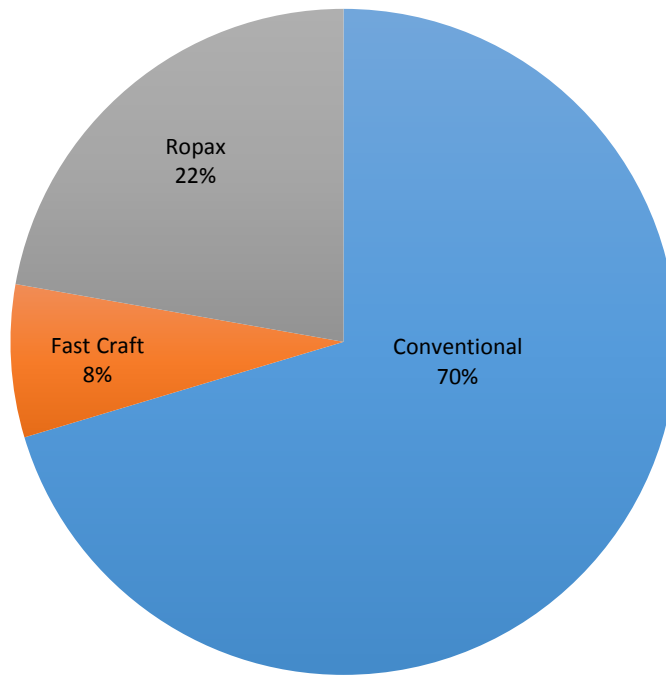
Based on the above table , 32 out of 32 (100%) cargo ships still operated normally – are 4 bulk carrier, 9 container ships, 4 LCT ships, 15 Roro cargo ships.

Twenty – seven (27) passenger ships completed their voyage – 19 conventional passenger ships, 6 RoPax ships and 2 fast craft ferry completed their operations but mostly only carried cargoes during their voyage.

Meanwhile out of the 29 passenger ships, 7% were affected by the measures adopted in view of COVID-19. These measures caused either the cancellation, delay, or uncompleted operations of 2 passenger ships.



Passenger Ship Types under Normal Operations



Cargo Ship Types under Normal Operations

