



MARITIME INDUSTRY AUTHORITY SITUATION REPORT -963

Passenger and Cargo Shipping Operations on 11/11/2022
in areas under Alert Level 1 & 2

Data generated on 11/11/2022, 3:00:00 PM

HIGHLIGHTS

- One hundred percent (100%) of passenger and cargo shipping operations were completed in accordance with the ships' CPC.
- No shipping operations were affected.
- Operations of passenger and cargo ships were 100% completed under normal conditions.
- **With cargo shipping still operational, transport of goods is assured.**

PASSENGER AND CARGO SHIPPING IN NUMBERS

11/11/2022

65 Shipping Operations Recorded

34 Passenger Ships Operated

31 Cargo Ships Operated

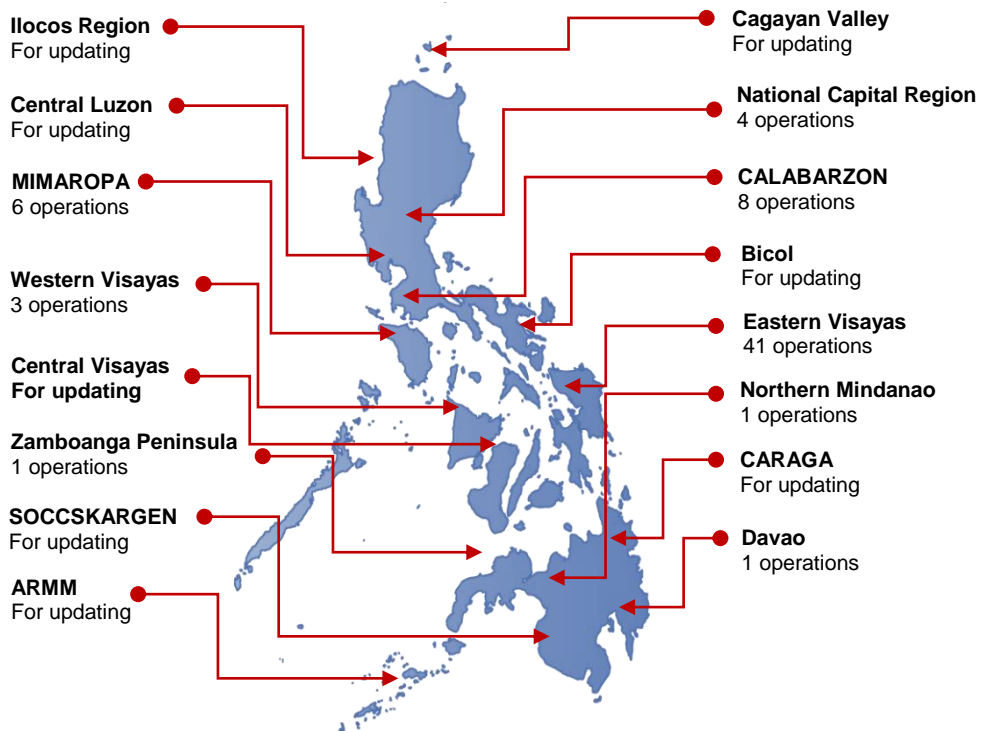
65 Ships Operated Normally

0 Operations Cancelled

0 Operations Delayed

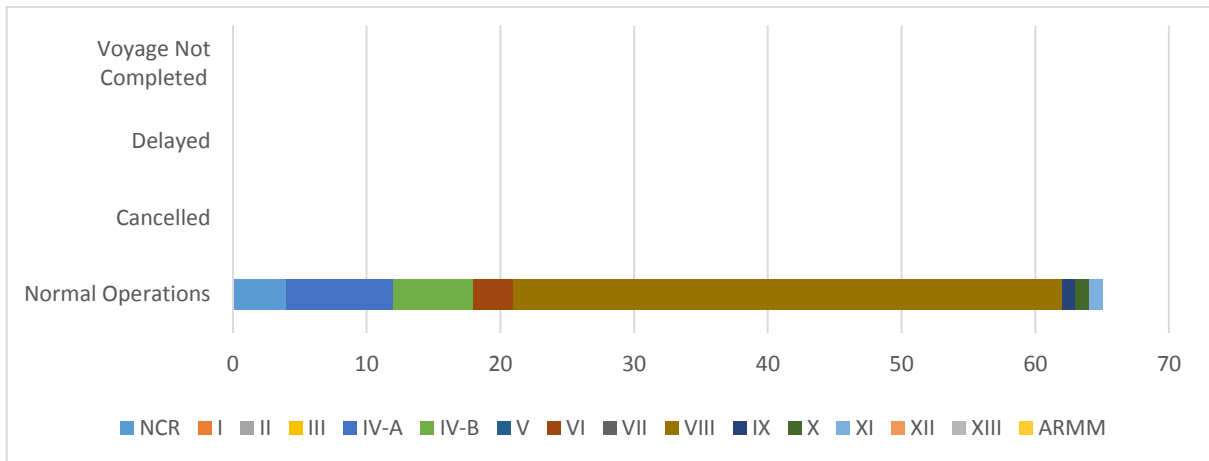
0 Operation Uncompleted

PASSENGER AND CARGO SHIPPING OPERATIONS IN THE PHILIPPINES



Total of 65 Passenger and Cargo Shipping Operations

I. STATUS OF SHIPPING OPERATIONS NATIONWIDE



On 11/11/2022, there were 65 passenger and cargo shipping operations conducted wherein 65 or 100% were completed in accordance with their Certificate of Public Convenience (CPC).

Out of the 65 operations completed under normal conditions, the reported movements were mostly in the Eastern Visayas Region at 63% and CALABARZON Region at 12%.

No passenger ships encountered delays.

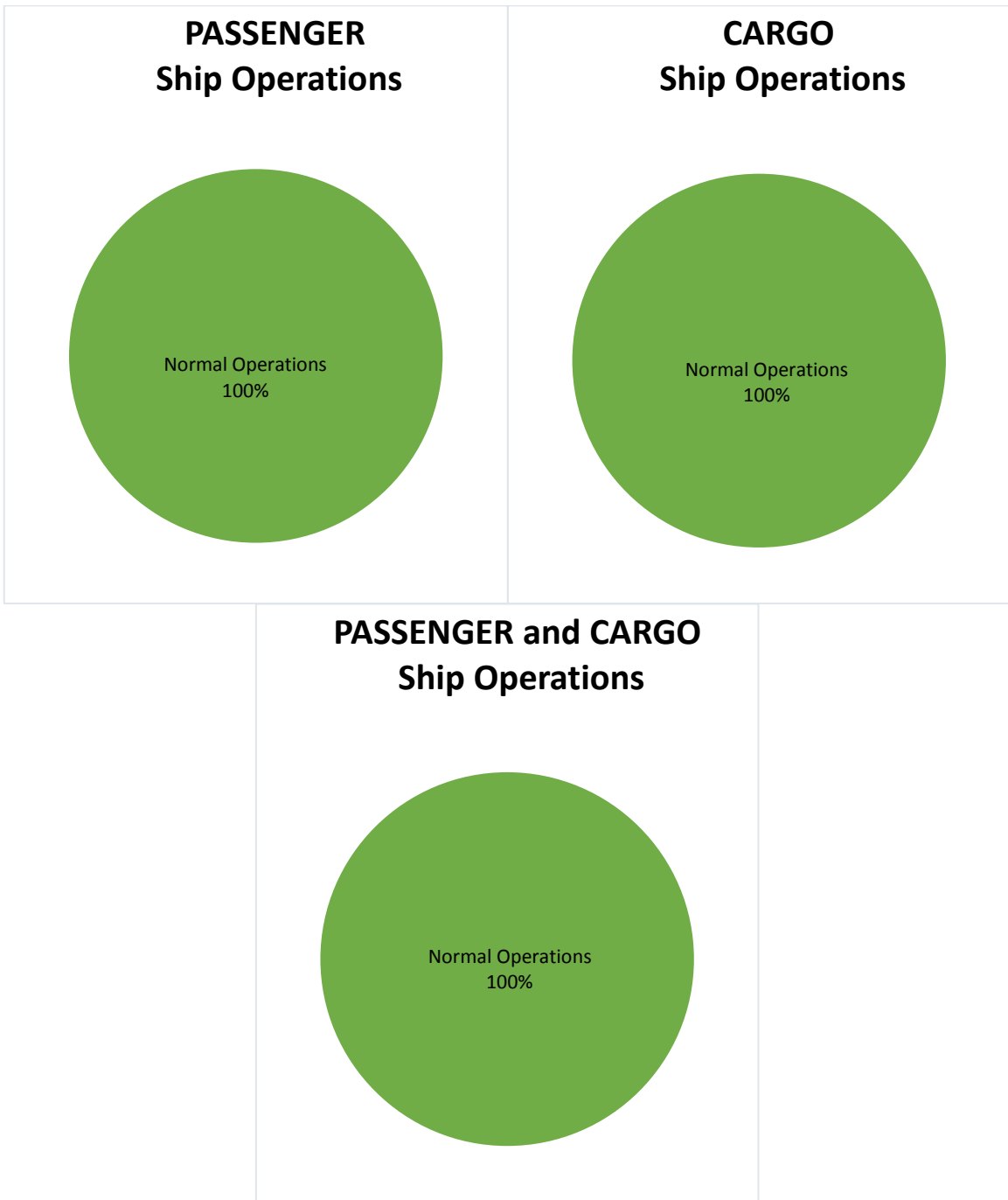
Lastly, no shipping operations were not completed at the time of reporting.

II. STATUS OF SHIPPING OPERATIONS BY CLASSIFICATION

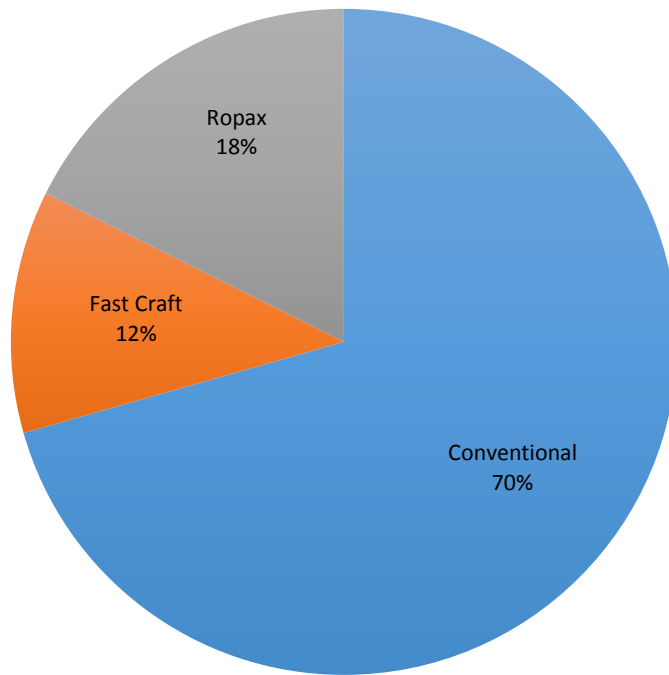
Region	Normal Operations		Cancelled		Delayed		Not Completed	
	Passenger	Cargo	Passenger	Cargo	Passenger	Cargo	Passenger	Cargo
NCR	-	4	-	-	-	-	-	-
I	-	-	-	-	-	-	-	-
II	-	-	-	-	-	-	-	-
III	-	-	-	-	-	-	-	-
IV-A	8	-	-	-	-	-	-	-
IV-B	6	-	-	-	-	-	-	-
V	-	-	-	-	-	-	-	-
VI	2	1	-	-	-	-	-	-
VII	-	-	-	-	-	-	-	-
VIII	18	23	-	-	-	-	-	-
IX	-	1	-	-	-	-	-	-
X	-	1	-	-	-	-	-	-
XI	-	1	-	-	-	-	-	-
XII	-	-	-	-	-	-	-	-
XIII	-	-	-	-	-	-	-	-
ARMM	-	-	-	-	-	-	-	-
Total	34	31	-	-	-	-	-	-

Based on the above table , 31 out of 31 (100%) cargo ships still operated normally – are 4 bulk carrier, 8 container ships, 4 LCT ships, 15 Roro cargo ships.

Thirty – four (34) passenger ships completed their voyage – 24 conventional passenger ships, 6 RoPax ships and 4 fast craft ferry completed their operations but mostly only carried cargoes during their voyage.



Passenger Ship Types under Normal Operations



Cargo Ship Types under Normal Operations

