



MARITIME INDUSTRY AUTHORITY SITUATION REPORT -967

Passenger and Cargo Shipping Operations on 11/15/2022
in areas under Alert Level 1 & 2

Data generated on 11/15/2022, 3:00:00 PM

HIGHLIGHTS

- Ninety-Nine percent (99%) of passenger and cargo shipping operations were completed in accordance with the ships' CPC.
- One percent (1%) of the shipping operations were affected.
- Operations of passenger ships were more affected compared to cargo ships. 100% of the cargo shipping operations were completed under normal conditions compared to passenger ships at 98%.
- **With cargo shipping still operational, transport of goods is assured.**

PASSENGER AND CARGO SHIPPING IN NUMBERS

11/15/2022

100 Shipping Operations Recorded

45 Passenger Ships Operated

55 Cargo Ships Operated

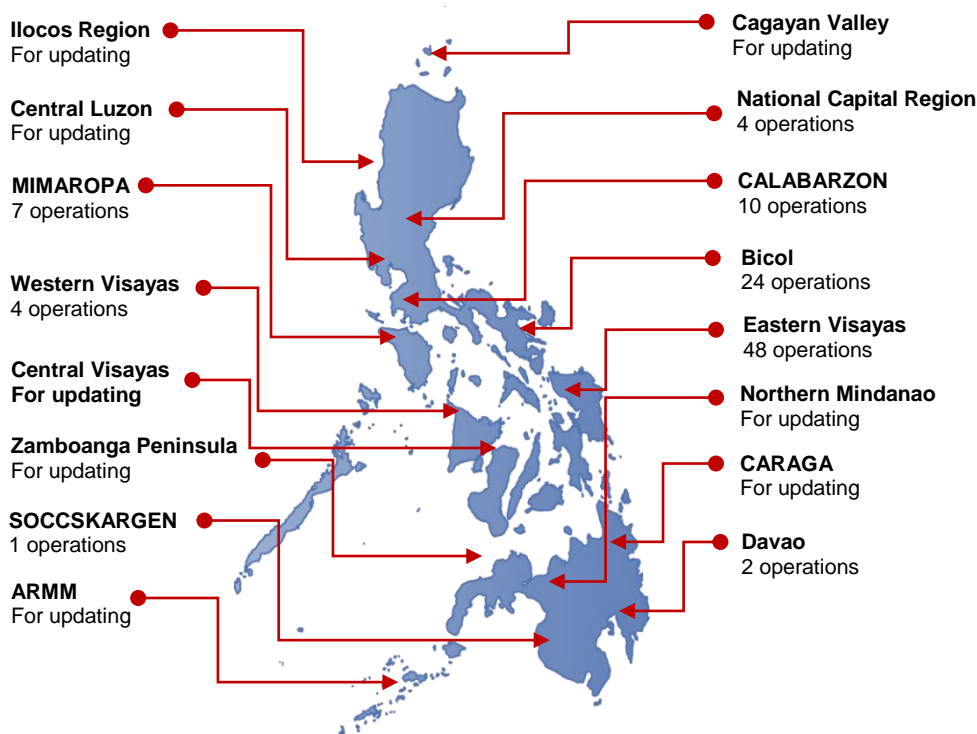
99 Ships Operated Normally

0 Operations Cancelled

1 Operations Delayed

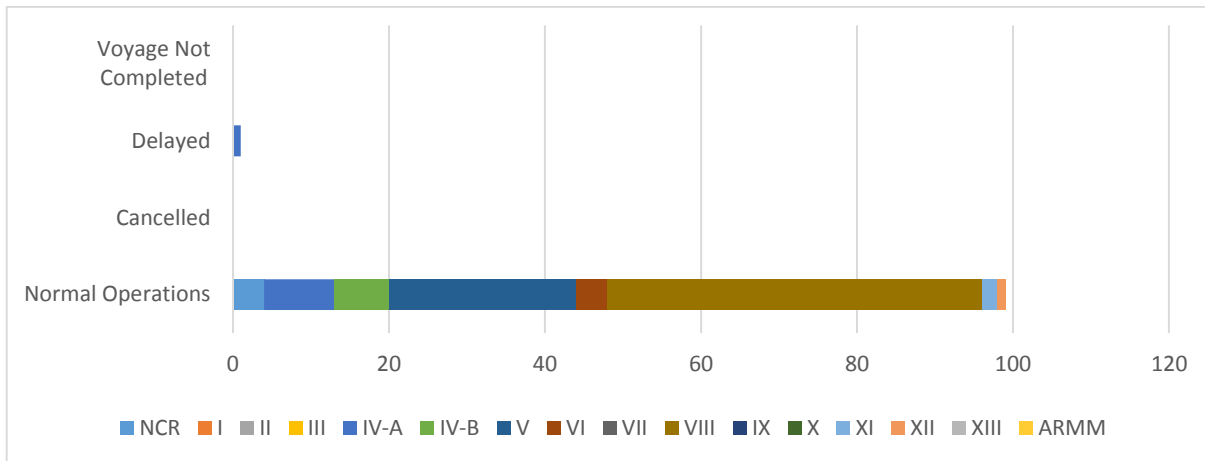
0 Operation Uncompleted

PASSENGER AND CARGO SHIPPING OPERATIONS IN THE PHILIPPINES



Total of 100 Passenger and Cargo Shipping Operations

I. STATUS OF SHIPPING OPERATIONS NATIONWIDE



On 11/15/2022, there were 100 passenger and cargo shipping operations conducted wherein 99 or 99% were completed in accordance with their Certificate of Public Convenience (CPC).

Out of the 99 operations completed under normal conditions, the reported movements were mostly in the Eastern Visayas Region at 48% and Bicol Region at 24%.

One (1) passenger ship or 2% encountered delays.

No shipping operations were not completed at the time of reporting.

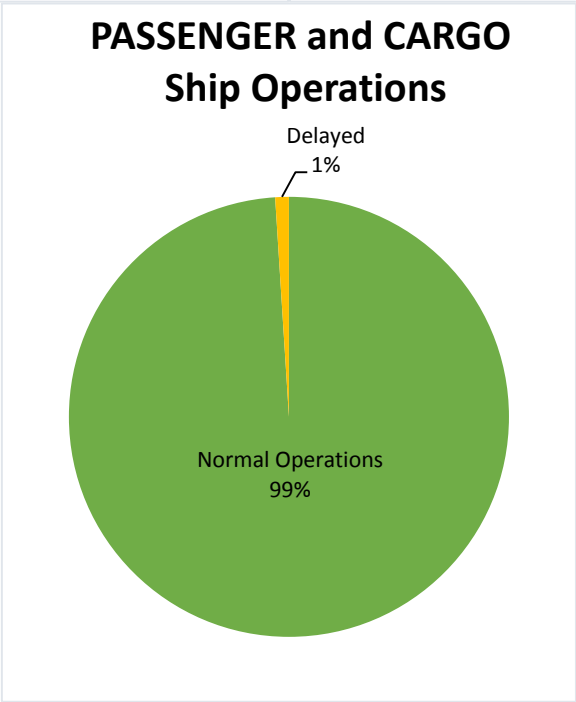
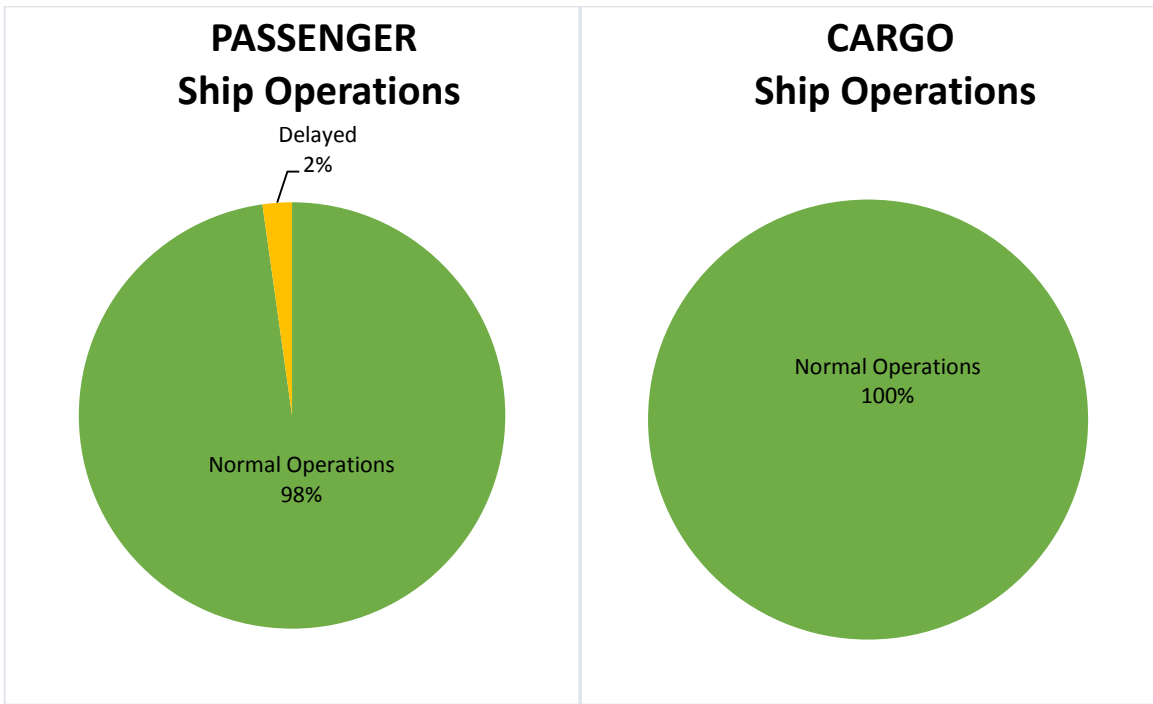
II. STATUS OF SHIPPING OPERATIONS BY CLASSIFICATION

| Region | Normal Operations | | Cancelled | | Delayed | | Not Completed | |
|--------------|-------------------|-----------|-----------|-------|-----------|-------|---------------|-------|
| | Passenger | Cargo | Passenger | Cargo | Passenger | Cargo | Passenger | Cargo |
| NCR | 1 | 3 | - | - | - | - | - | - |
| I | - | - | - | - | - | - | - | - |
| II | - | - | - | - | - | - | - | - |
| III | - | - | - | - | - | - | - | - |
| IV-A | 9 | - | - | - | 1 | - | - | - |
| IV-B | 7 | - | - | - | - | - | - | - |
| V | 8 | 16 | - | - | - | - | - | - |
| VI | 1 | 3 | - | - | - | - | - | - |
| VII | - | - | - | - | - | - | - | - |
| VIII | 18 | 30 | - | - | - | - | - | - |
| IX | - | - | - | - | - | - | - | - |
| X | - | - | - | - | - | - | - | - |
| XI | - | 2 | - | - | - | - | - | - |
| XII | - | 1 | - | - | - | - | - | - |
| XIII | - | - | - | - | - | - | - | - |
| ARMM | - | - | - | - | - | - | - | - |
| Total | 44 | 55 | - | - | 1 | - | - | - |

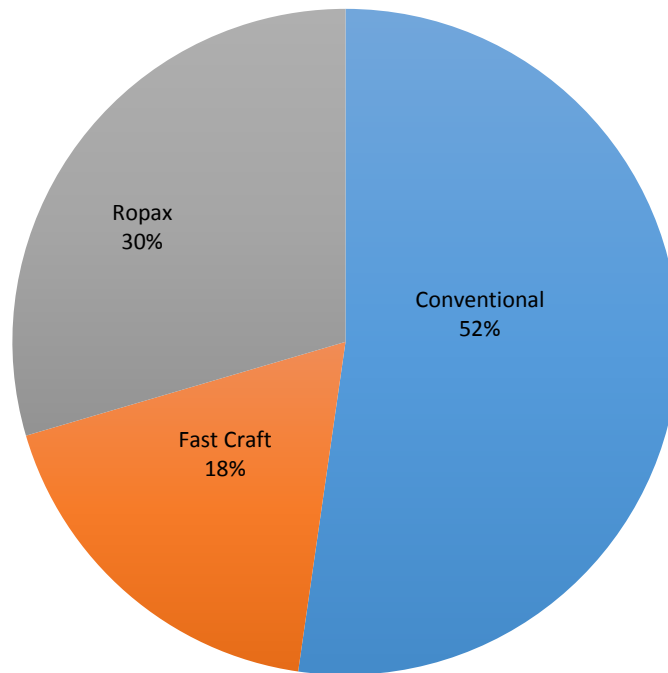
Based on the above table , 55 out of 55 (100%) cargo ships still operated normally – are 6 bulk carrier, 9 container ships, 10 LCT ships, 30 Roro cargo ships.

Forty- four (44) passenger ships completed their voyage – 23 conventional passenger ships, 13 RoPax ships and 8 fast craft ferry completed their operations but mostly only carried cargoes during their voyage.

Meanwhile out of the 45 passenger ships, 2% were affected by the measures adopted in view of COVID-19. These measures caused either the cancellation, delay, or uncompleted operations of 1 passenger ships.



Passenger Ship Types under Normal Operations



Cargo Ship Types under Normal Operations

