



# MARITIME INDUSTRY AUTHORITY SITUATION REPORT -986

Passenger and Cargo Shipping Operations on 12/4/2022  
in areas under Alert Level 1 & 2

Data generated on 12/4/2022, 3:00:00 PM

## HIGHLIGHTS

- Ninety-Four percent (94%) of passenger and cargo shipping operations were completed in accordance with the ships' CPC.
- Six percent ( 6%) of the shipping operations were affected.
- Operations of passenger ships were more affected compared to cargo ships. 100% of the cargo shipping operations were completed under normal conditions compared to passenger ships at 89%.
- **With cargo shipping still operational, transport of goods is assured.**

## PASSENGER AND CARGO SHIPPING IN NUMBERS

12/4/2022

**33** Shipping Operations Recorded

**19** Passenger Ships Operated

**14** Cargo Ships Operated

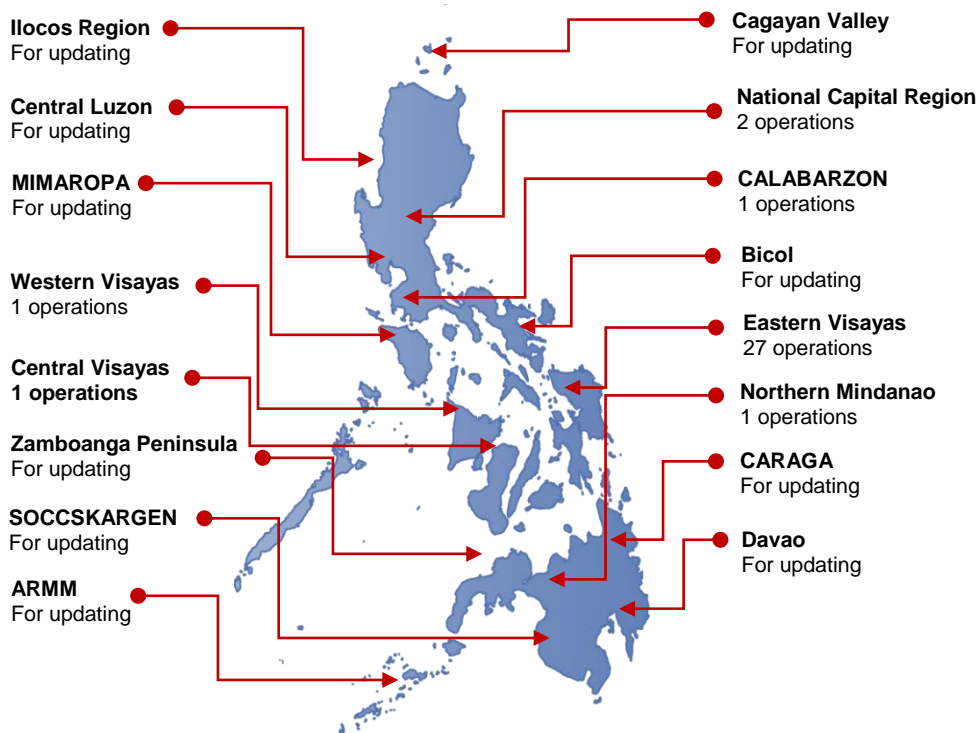
**31** Ships Operated Normally

**0** Operations Cancelled

**2** Operations Delayed

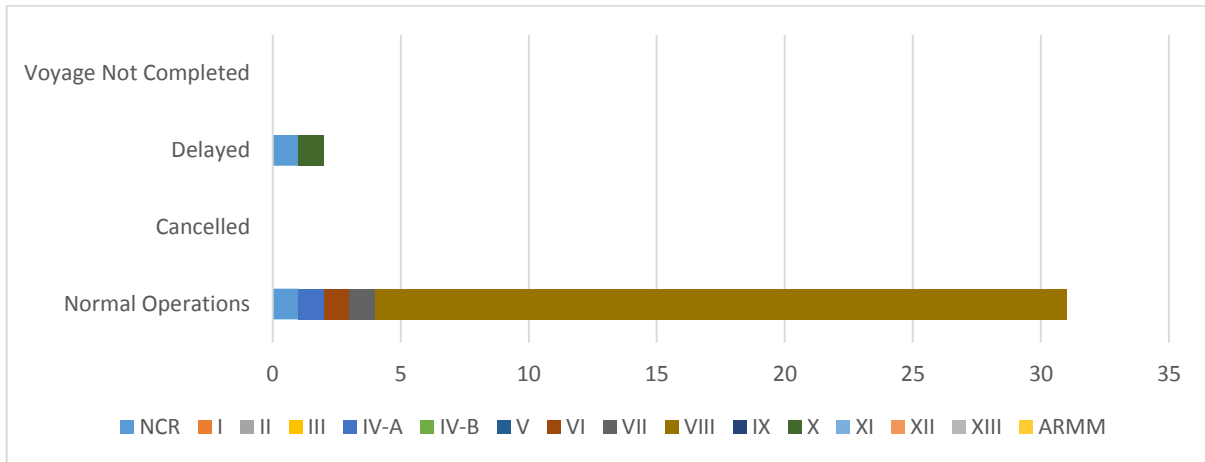
**0** Operation Uncompleted

## PASSENGER AND CARGO SHIPPING OPERATIONS IN THE PHILIPPINES



**Total of 33 Passenger and Cargo Shipping Operations**

## I. STATUS OF SHIPPING OPERATIONS NATIONWIDE



On 12/4/2022, there were 33 passenger and cargo shipping operations conducted wherein 31 or 94% were completed in accordance with their Certificate of Public Convenience (CPC).

Out of the 31 operations completed under normal conditions, the reported movements were mostly in the Eastern Visayas Region at 87% and National Capital Region at 3%.

Two (2) passenger ships or 11% encountered delays.

No shipping operations were not completed at the time of reporting.

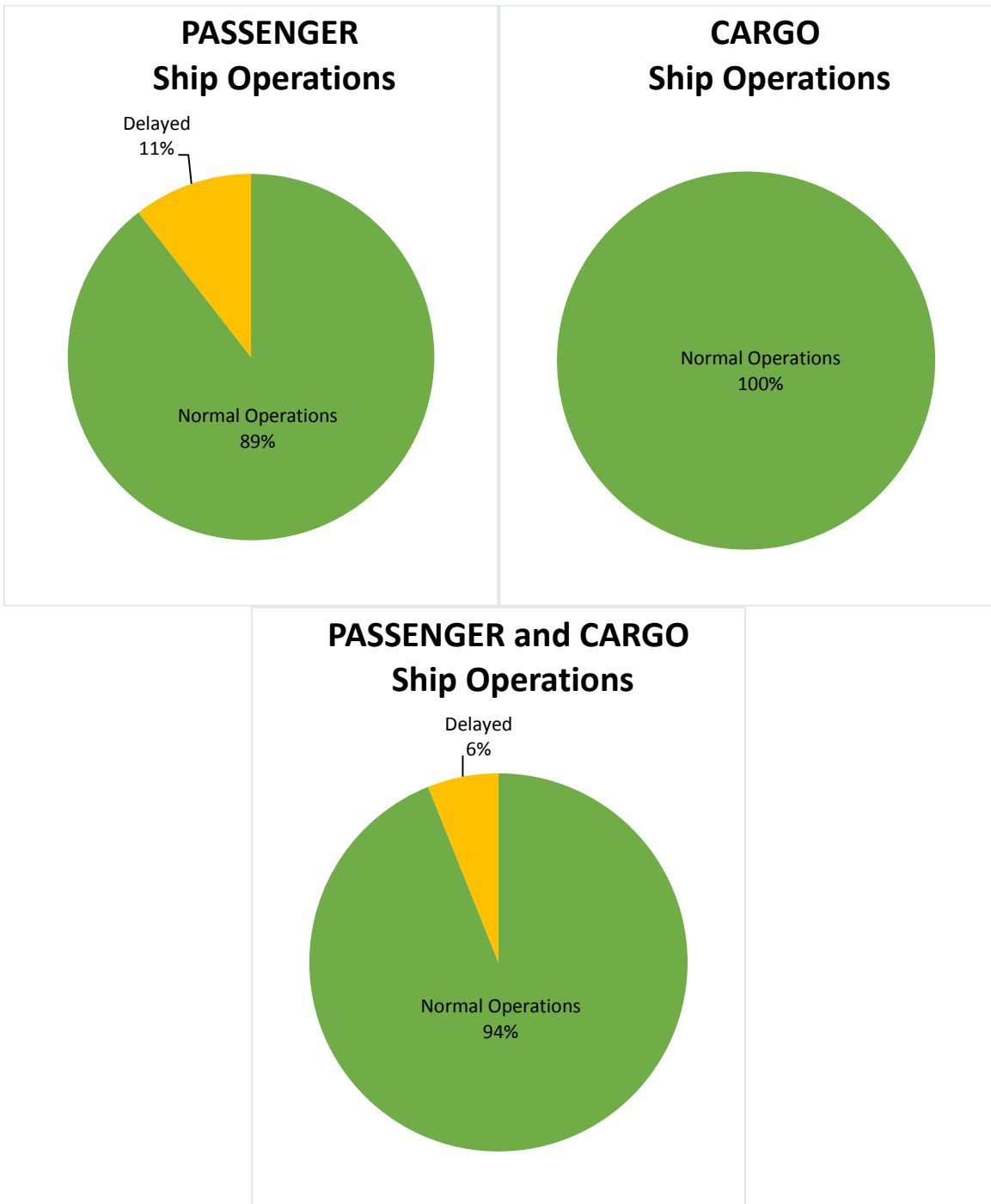
## II. STATUS OF SHIPPING OPERATIONS BY CLASSIFICATION

| Region       | Normal Operations |           | Cancelled |       | Delayed   |       | Not Completed |       |
|--------------|-------------------|-----------|-----------|-------|-----------|-------|---------------|-------|
|              | Passenger         | Cargo     | Passenger | Cargo | Passenger | Cargo | Passenger     | Cargo |
| <b>NCR</b>   | 1                 | -         | -         | -     | 1         | -     | -             | -     |
| <b>I</b>     | -                 | -         | -         | -     | -         | -     | -             | -     |
| <b>II</b>    | -                 | -         | -         | -     | -         | -     | -             | -     |
| <b>III</b>   | -                 | -         | -         | -     | -         | -     | -             | -     |
| <b>IV-A</b>  | 1                 | -         | -         | -     | -         | -     | -             | -     |
| <b>IV-B</b>  | -                 | -         | -         | -     | -         | -     | -             | -     |
| <b>V</b>     | -                 | -         | -         | -     | -         | -     | -             | -     |
| <b>VI</b>    | 1                 | -         | -         | -     | -         | -     | -             | -     |
| <b>VII</b>   | 1                 | -         | -         | -     | -         | -     | -             | -     |
| <b>VIII</b>  | 13                | 14        | -         | -     | -         | -     | -             | -     |
| <b>IX</b>    | -                 | -         | -         | -     | -         | -     | -             | -     |
| <b>X</b>     | -                 | -         | -         | -     | 1         | -     | -             | -     |
| <b>XI</b>    | -                 | -         | -         | -     | -         | -     | -             | -     |
| <b>XII</b>   | -                 | -         | -         | -     | -         | -     | -             | -     |
| <b>XIII</b>  | -                 | -         | -         | -     | -         | -     | -             | -     |
| <b>ARMM</b>  | -                 | -         | -         | -     | -         | -     | -             | -     |
| <b>Total</b> | <b>17</b>         | <b>14</b> | -         | -     | <b>2</b>  | -     | -             | -     |

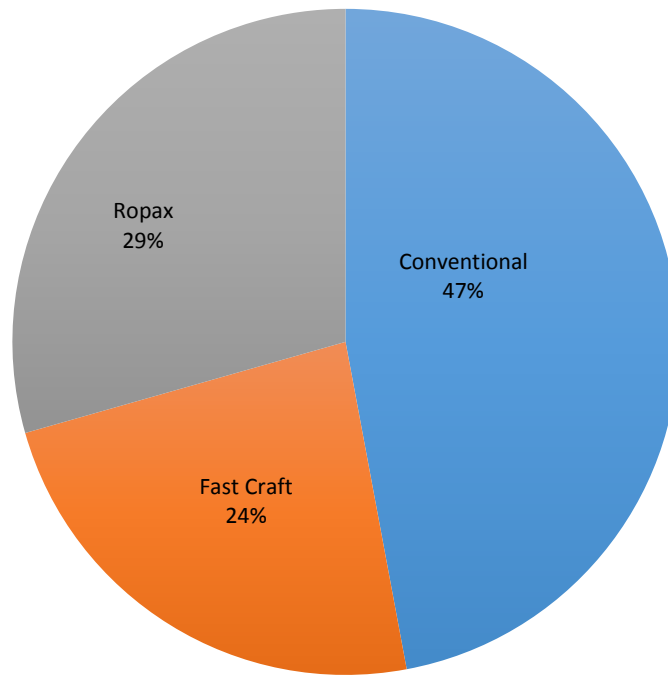
Based on the above table , 14 out of 14 (100%) cargo ships still operated normally – are 4 LCT ships, 10 Roro cargo ships.

Seventeen (17) passenger ships completed their voyage – 8 conventional passenger ships, 5 RoPax ships and 4 fast craft ferry completed their operations but mostly only carried cargoes during their voyage.

Meanwhile out of the 19 passenger ships, 11% were affected by the measures adopted in view of COVID-19. These measures caused either the cancellation, delay, or uncompleted operations of 2 passenger ships.



### Passenger Ship Types under Normal Operations



### Cargo Ship Types under Normal Operations

