



MARITIME INDUSTRY AUTHORITY SITUATION REPORT -999

Passenger and Cargo Shipping Operations on 12/17/2022
in areas under Alert Level 1 & 2

Data generated on 12/17/2022, 3:00:00 PM

HIGHLIGHTS

- Ninety-Eight percent (98%) of passenger and cargo shipping operations were completed in accordance with the ships' CPC.
- Two percent (2%) of the shipping operations were affected.
- Operations of passenger ships were more affected compared to cargo ships. 100% of the cargo shipping operations were completed under normal conditions compared to passenger ships at 95%.
- **With cargo shipping still operational, transport of goods is assured.**

PASSENGER AND CARGO SHIPPING IN NUMBERS

12/17/2022

59 Shipping Operations Recorded

21 Passenger Ships Operated

38 Cargo Ships Operated

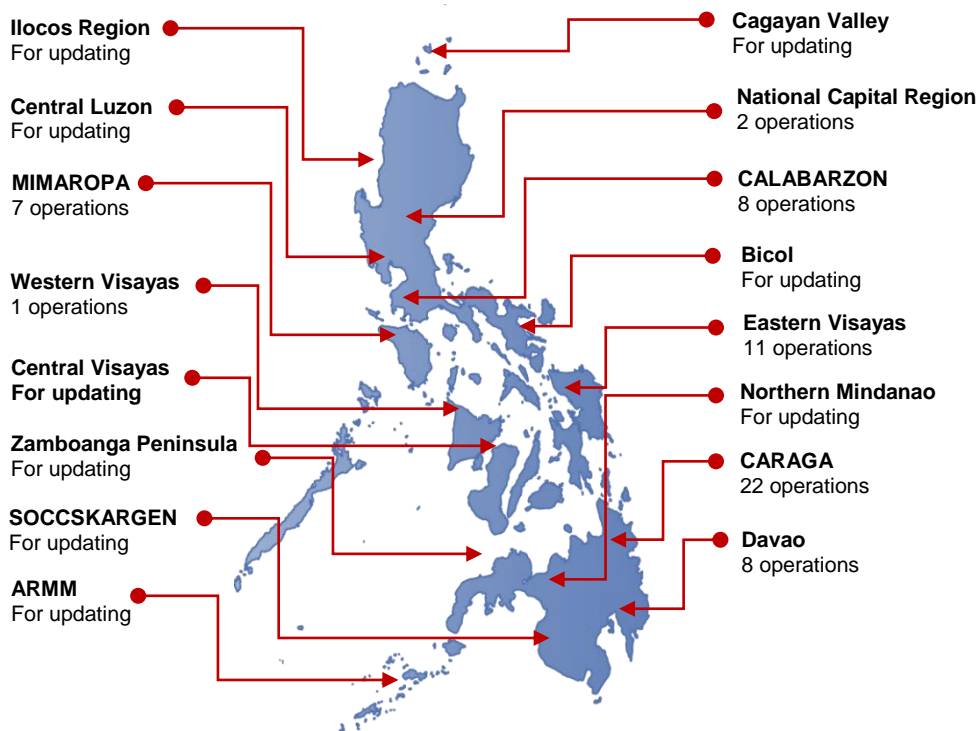
58 Ships Operated Normally

0 Operations Cancelled

1 Operations Delayed

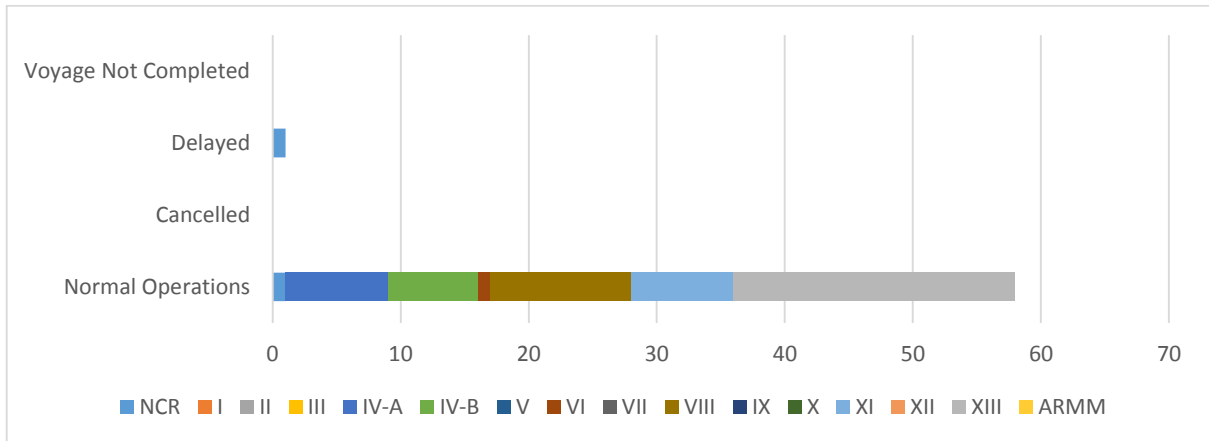
0 Operation Uncompleted

PASSENGER AND CARGO SHIPPING OPERATIONS IN THE PHILIPPINES



Total of 59 Passenger and Cargo Shipping Operations

I. STATUS OF SHIPPING OPERATIONS NATIONWIDE



On 12/17/2022, there were 59 passenger and cargo shipping operations conducted wherein 58 or 98% were completed in accordance with their Certificate of Public Convenience (CPC).

Out of the 58 operations completed under normal conditions, the reported movements were mostly in the CARAGA Region at 38% and Eastern Visayas Region at 19%.

One (1) passenger ship or 5% encountered delays.

No shipping operations were not completed at the time of reporting.

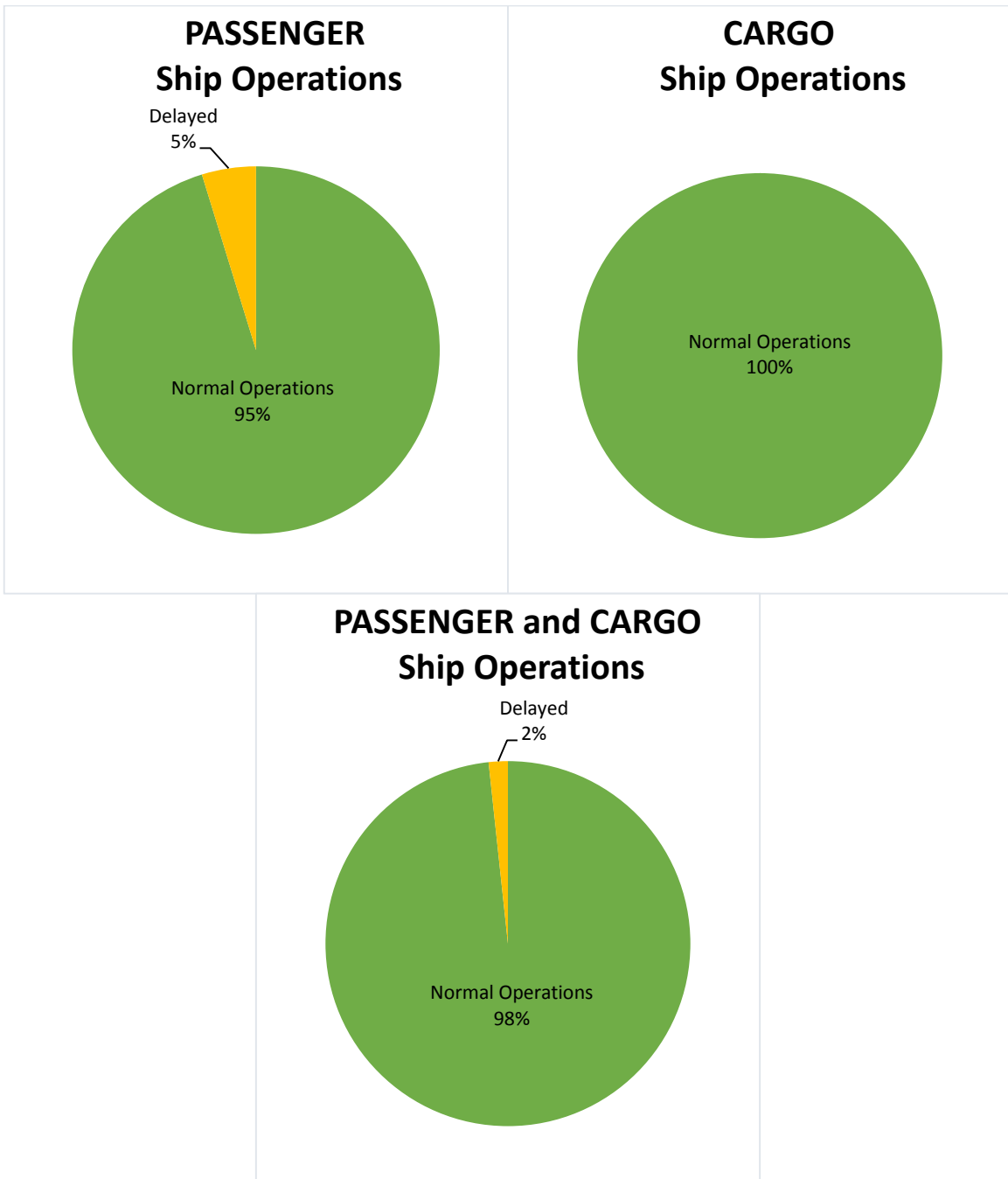
II. STATUS OF SHIPPING OPERATIONS BY CLASSIFICATION

Region	Normal Operations		Cancelled		Delayed		Not Completed	
	Passenger	Cargo	Passenger	Cargo	Passenger	Cargo	Passenger	Cargo
NCR	1	-	-	-	1	-	-	-
I	-	-	-	-	-	-	-	-
II	-	-	-	-	-	-	-	-
III	-	-	-	-	-	-	-	-
IV-A	8	-	-	-	-	-	-	-
IV-B	7	-	-	-	-	-	-	-
V	-	-	-	-	-	-	-	-
VI	1	-	-	-	-	-	-	-
VII	-	-	-	-	-	-	-	-
VIII	3	8	-	-	-	-	-	-
IX	-	-	-	-	-	-	-	-
X	-	-	-	-	-	-	-	-
XI	-	8	-	-	-	-	-	-
XII	-	-	-	-	-	-	-	-
XIII	-	22	-	-	-	-	-	-
ARMM	-	-	-	-	-	-	-	-
Total	20	38	-	-	1	-	-	-

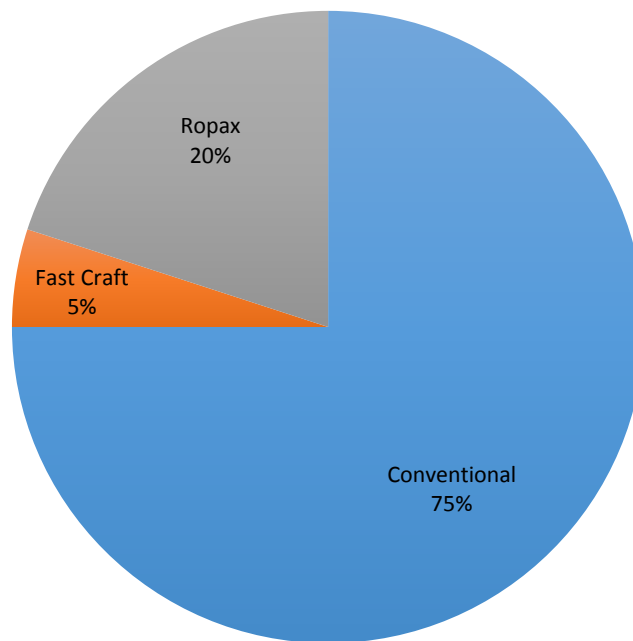
Based on the above table , 38 out of 38 (100%) cargo ships still operated normally – are 2 LCT ships, 36 Roro cargo ships.

Twenty (20) passenger ships completed their voyage – 15 conventional passenger ships, 4 RoPax ships and 1 fast craft ferry completed their operations but mostly only carried cargoes during their voyage.

Meanwhile out of the 21 passenger ships, 5% were affected by the measures adopted in view of COVID-19. These measures caused either the cancellation, delay, or uncompleted operations of 1 passenger ships.



Passenger Ship Types under Normal Operations



Cargo Ship Types under Normal Operations

