



**MARITIME INDUSTRY AUTHORITY
WEEKLY SUMMARY SITUATION REPORT - Summary 137**

Passenger and Cargo Shipping Operations on Oct. 28 - Nov. 03, 2022
in areas under Alert Level 1 & 2

Data generated on Oct. 28 - Nov. 03, 2022, 3:00 PM

HIGHLIGHTS

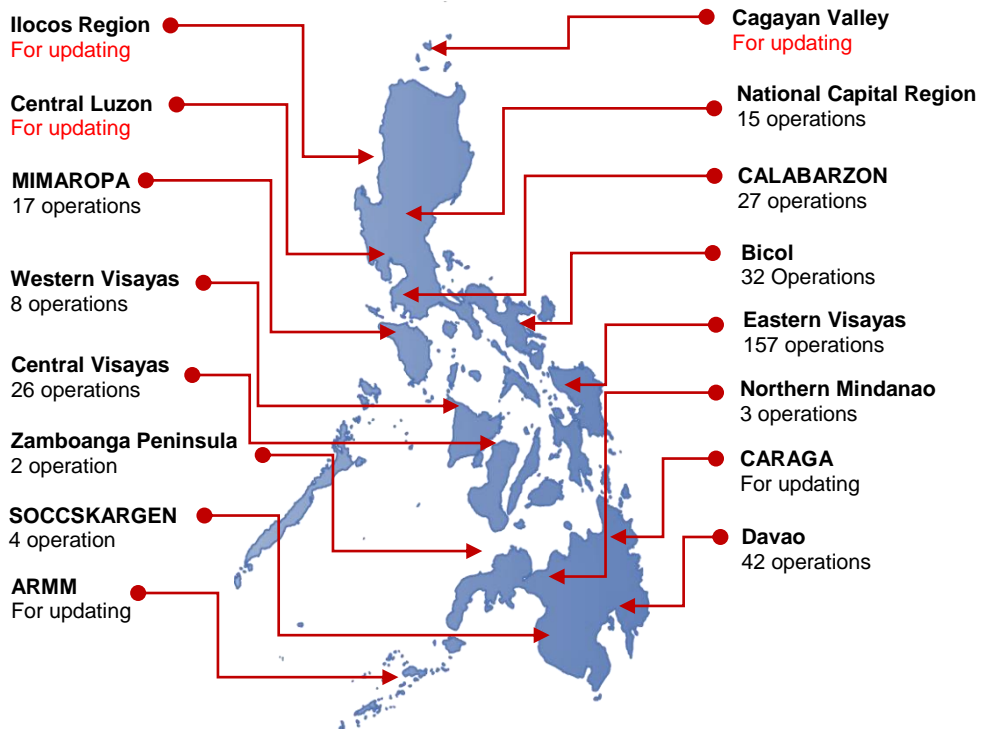
- Ninety-five percent (95%) of passenger and cargo shipping operations were completed in accordance with the ships' CPC.
- Five percent (5%) of the shipping operations were affected.
- Operations of passenger ships were more affected compared to cargo ships. 100% of the cargo shipping operations were completed under normal conditions compared to passenger ships at 89%.
- Daily average passenger and cargo ship operations are 79 completed under normal conditions, 0 cancelled trips, 4 delayed and 0 not completed voyage.
- **With cargo shipping still operational, transport of goods is assured.**

PASSENGER AND CARGO SHIPPING IN NUMBERS

Oct. 28 - Nov. 03, 2022

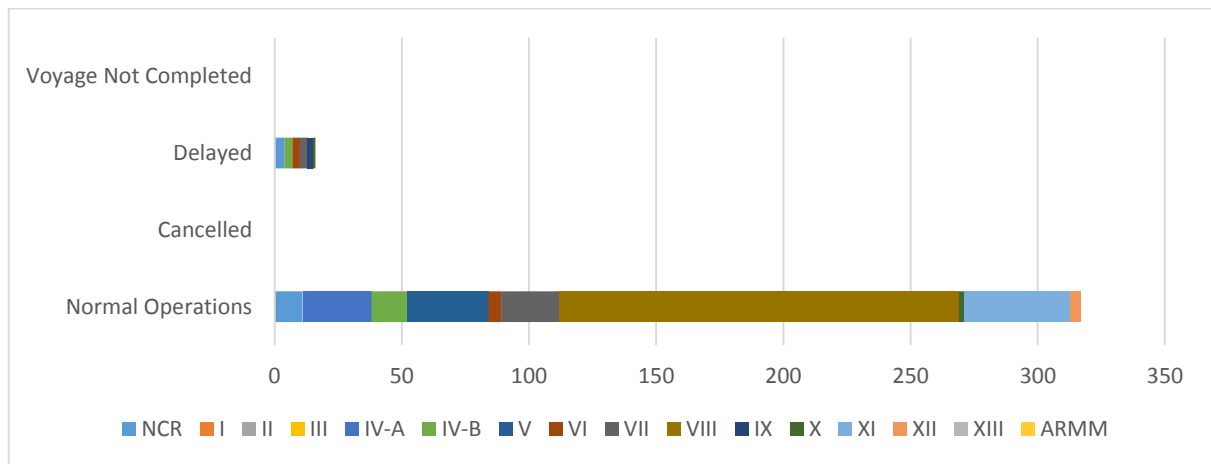
- 333** Shipping Operations Recorded
- 149** Passenger Ships Operated
- 184** Cargo Ships Operated
- 317** Ships Operated Normally
- 0** Operations Cancelled
- 16** Operations Delayed
- 0** Operation Uncompleted

**PASSENGER AND CARGO SHIPPING OPERATIONS IN THE PHILIPPINES
IN AREAS UNDER ALERT LEVEL 1 & 2**



Total of 332 Passenger and Cargo Shipping Operations

I. STATUS OF SHIPPING OPERATIONS NATIONWIDE



On Oct. 28 - Nov. 03, 2022, there were 333 passenger and cargo shipping operations conducted wherein 317 or 95% were completed in accordance with their Certificate of Public Convenience (CPC).

Out of the 317 operations completed under normal conditions, the reported movements were mostly in the Eastern Visayas Region at 50% and Southern Mindanao Region at 13%.

Sixteen (16) passenger ships or 11% encountered delays.

No shipping operations were not completed at the time of reporting, as the respective ships were still underway.

II. STATUS OF SHIPPING OPERATIONS BY CLASSIFICATION

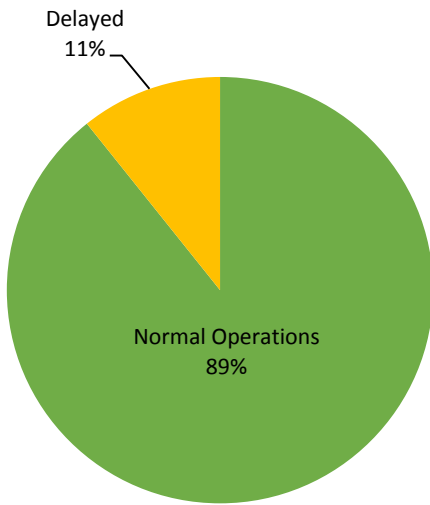
Region	Normal Operations		Cancelled		Delayed		Not Completed	
	Passenger	Cargo	Passenger	Cargo	Passenger	Cargo	Passenger	Cargo
NCR	6	5	-	-	4	-	-	-
I	-	-	-	-	-	-	-	-
II	-	-	-	-	-	-	-	-
III	-	-	-	-	-	-	-	-
IV-A	27	-	-	-	-	-	-	-
IV-B	14	-	-	-	3	-	-	-
V	4	28	-	-	-	-	-	-
VI	2	3	-	-	3	-	-	-
VII	-	23	-	-	3	-	-	-
VIII	78	79	-	-	-	-	-	-
IX	-	-	-	-	2	-	-	-
X	-	2	-	-	1	-	-	-
XI	2	40	-	-	-	-	-	-
XII	-	4	-	-	-	-	-	-
XIII	-	-	-	-	-	-	-	-
ARMM	-	-	-	-	-	-	-	-
Total	133	184	-	-	16	-	-	-

Amid the measures in place due to MGCQ, and GCQ, 184 out of 184 (100%) cargo ships still operated normally – are 18 container ships, 14 LCT ships, 152 Roro cargo ships.

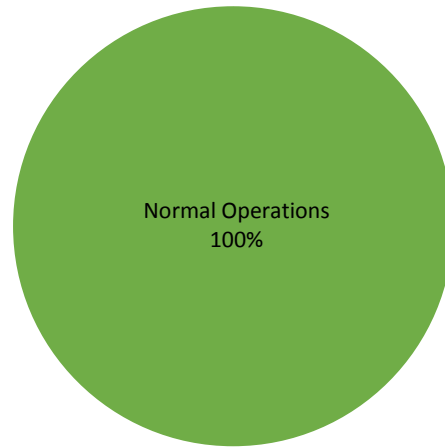
One hundred thirty three (133) passenger ships completed their voyage – 89 conventional passenger ships, 25 RoPax ships and 19 fast craft ferry completed their operations but mostly only carried cargoes during their voyage.

Meanwhile out of the 149 passenger ships, 11% were affected by the measures adopted in view of COVID-19. These measures caused either the cancellation, delay, or uncompleted operations of 16 passenger ships.

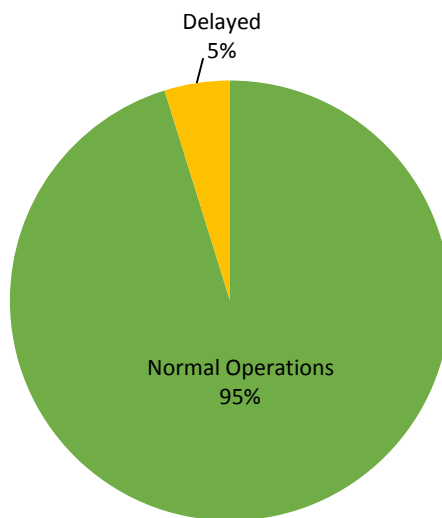
PASSENGER Ship Operations



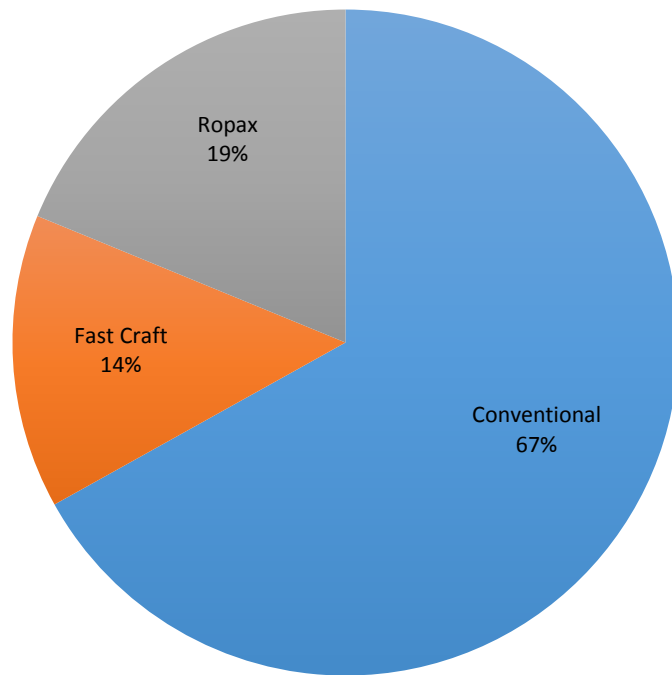
CARGO Ship Operations



PASSENGER and CARGO Ship Operations



Passenger Ship Types under Normal Operations



Cargo Ship Types under Normal Operations

