



**MARITIME INDUSTRY AUTHORITY**  
**WEEKLY SUMMARY SITUATION REPORT - Summary 140**  
 Passenger and Cargo Shipping Operations on Nov. 18 - 24, 2022  
 in areas under Alert Level 1 & 2  
*Data generated on Nov. 18 - 24, 2022, 3:00 PM*

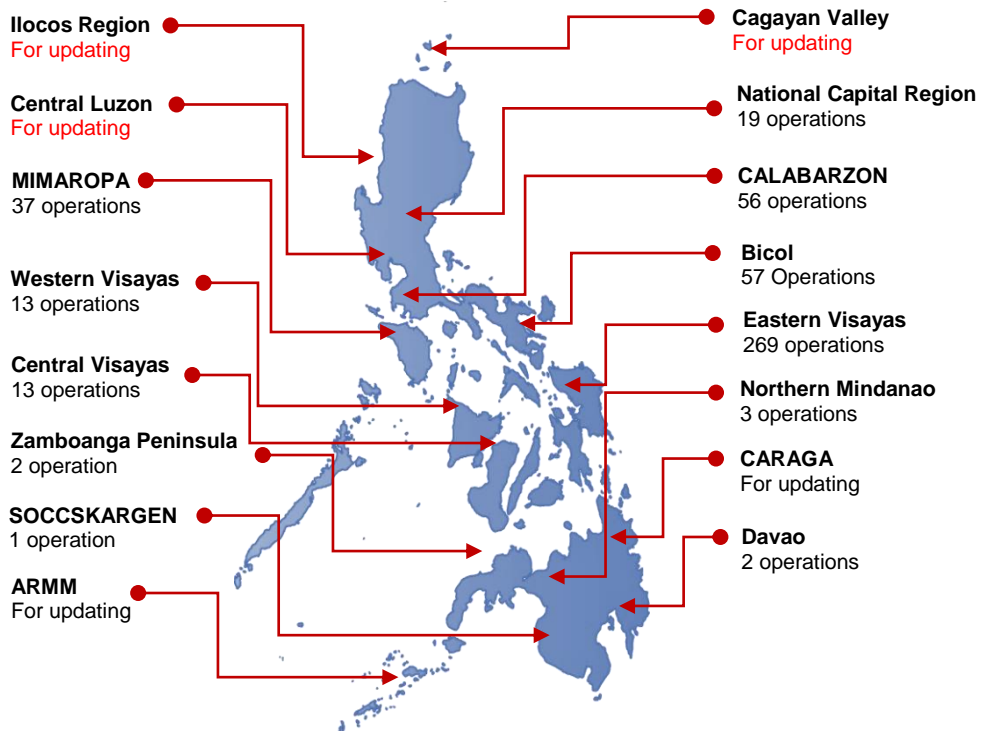
**HIGHLIGHTS**

- Ninety-seven percent (97%) of passenger and cargo shipping operations were completed in accordance with the ships' CPC.
- Three percent ( 3%) of the shipping operations were affected.
- Operations of passenger ships were more affected compared to cargo ships. 100% of the cargo shipping operations were completed under normal conditions compared to passenger ships at 93%.
- Daily average passenger and cargo ship operations are 114 completed under normal conditions, 0 cancelled trips, 4 delayed and 0 not completed voyage.
- **With cargo shipping still operational, transport of goods is assured.**

**PASSENGER AND CARGO SHIPPING IN NUMBERS**  
Nov. 18 - 24, 2022

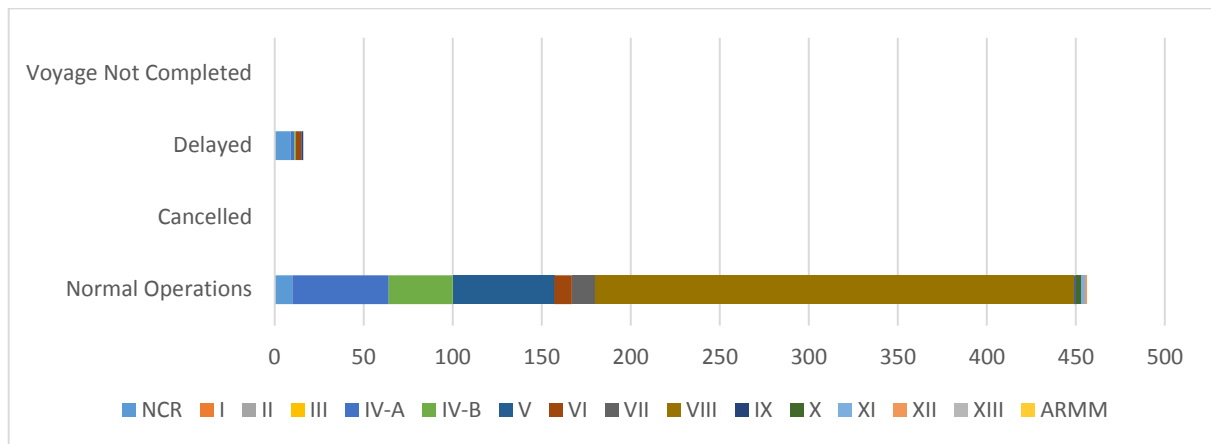
- 472** Shipping Operations Recorded
- 246** Passenger Ships Operated
- 226** Cargo Ships Operated
- 456** Ships Operated Normally
- 0** Operations Cancelled
- 16** Operations Delayed
- 0** Operation Uncompleted

**PASSENGER AND CARGO SHIPPING OPERATIONS IN THE PHILIPPINES  
IN AREAS UNDER ALERT LEVEL 1 & 2**



**Total of 472 Passenger and Cargo Shipping Operations**

## I. STATUS OF SHIPPING OPERATIONS NATIONWIDE



On Nov. 18 - 24, 2022, there were 472 passenger and cargo shipping operations conducted wherein 456 or 97% were completed in accordance with their Certificate of Public Convenience (CPC).

Out of the 456 operations completed under normal conditions, the reported movements were mostly in the Eastern Visayas Region at 59% and Bicol Region at 13%.

Sixteen (16) passenger ships or 7% encountered delays.

No shipping operations were not completed at the time of reporting, as the respective ships were still underway.

## II. STATUS OF SHIPPING OPERATIONS BY CLASSIFICATION

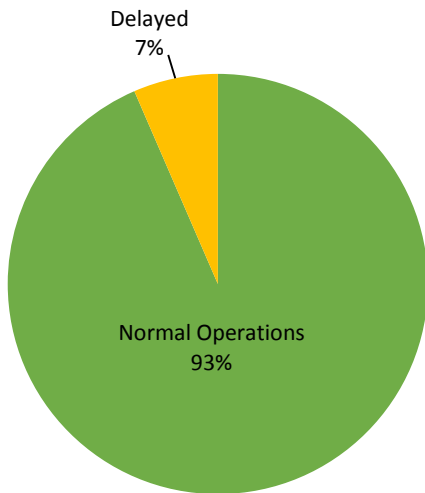
Region	Normal Operations		Cancelled		Delayed		Not Completed	
	Passenger	Cargo	Passenger	Cargo	Passenger	Cargo	Passenger	Cargo
<b>NCR</b>	<b>1</b>	<b>9</b>	-	-	<b>9</b>	-	-	-
<b>I</b>	-	-	-	-	-	-	-	-
<b>II</b>	-	-	-	-	-	-	-	-
<b>III</b>	-	-	-	-	-	-	-	-
<b>IV-A</b>	<b>54</b>	-	-	-	<b>2</b>	-	-	-
<b>IV-B</b>	<b>36</b>	-	-	-	<b>1</b>	-	-	-
<b>V</b>	<b>19</b>	<b>38</b>	-	-	-	-	-	-
<b>VI</b>	<b>4</b>	<b>6</b>	-	-	<b>3</b>	-	-	-
<b>VII</b>	<b>1</b>	<b>12</b>	-	-	-	-	-	-
<b>VIII</b>	<b>115</b>	<b>154</b>	-	-	-	-	-	-
<b>IX</b>	-	<b>1</b>	-	-	<b>1</b>	-	-	-
<b>X</b>	-	<b>3</b>	-	-	-	-	-	-
<b>XI</b>	-	<b>2</b>	-	-	-	-	-	-
<b>XII</b>	-	<b>1</b>	-	-	-	-	-	-
<b>XIII</b>	-	-	-	-	-	-	-	-
<b>ARMM</b>	-	-	-	-	-	-	-	-
<b>Total</b>	<b>230</b>	<b>226</b>	-	-	<b>16</b>	-	-	-

Amid the measures in place due to MGCQ, and GCQ, 226 out of 226 (100%) cargo ships still operated normally – are 10 bulk carrier, 33 container ships, 6 general cargo ships, 38 LCT ships, 133 Roro cargo ships.

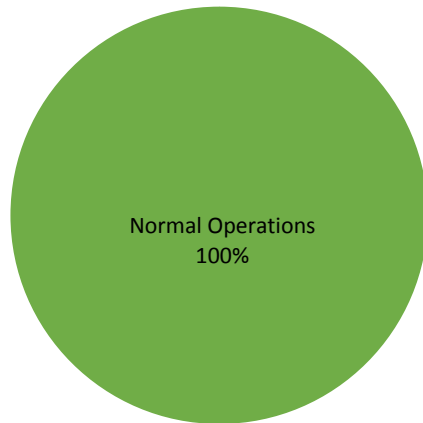
Two-hundred thirty (230) passenger ships completed their voyage – 150 conventional passenger ships, 47 RoPax ships and 33 fast craft ferry completed their operations but mostly only carried cargoes during their voyage.

Meanwhile out of the 246 passenger ships, 7% were affected by the measures adopted in view of COVID-19. These measures caused either the cancellation, delay, or uncompleted operations of 16 passenger ships.

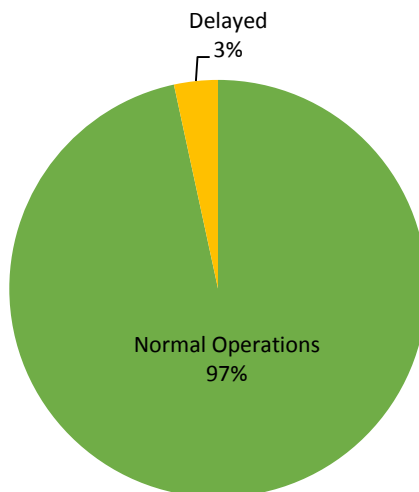
### PASSENGER Ship Operations



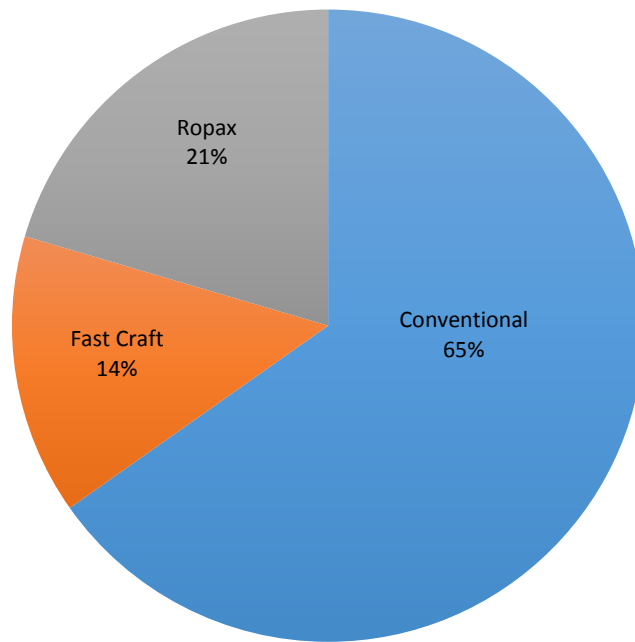
### CARGO Ship Operations



### PASSENGER and CARGO Ship Operations



### Passenger Ship Types under Normal Operations



### Cargo Ship Types under Normal Operations

