



**MARITIME INDUSTRY AUTHORITY
WEEKLY SUMMARY SITUATION REPORT - Summary 141**

Passenger and Cargo Shipping Operations on Nov. 25 - Dec. 01, 2022
in areas under Alert Level 1 & 2

Data generated on Nov. 25 - Dec. 01, 2022, 3:00 PM

HIGHLIGHTS

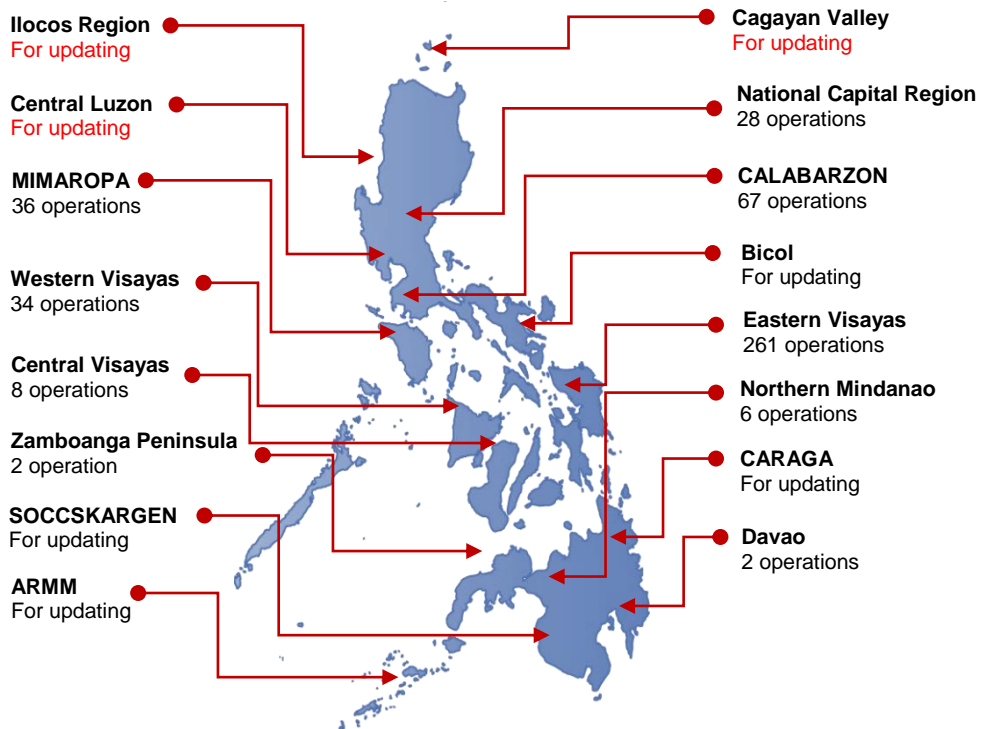
- Ninety-seven percent (97%) of passenger and cargo shipping operations were completed in accordance with the ships' CPC.
- Three percent (3%) of the shipping operations were affected.
- Operations of passenger ships were more affected compared to cargo ships. 100% of the cargo shipping operations were completed under normal conditions compared to passenger ships at 95%.
- Daily average passenger and cargo ship operations are 108 completed under normal conditions, 0 cancelled trips, 3 delayed and 0 not completed voyage.
- **With cargo shipping still operational, transport of goods is assured.**

PASSENGER AND CARGO SHIPPING IN NUMBERS

Nov. 25 - Dec. 01, 2022

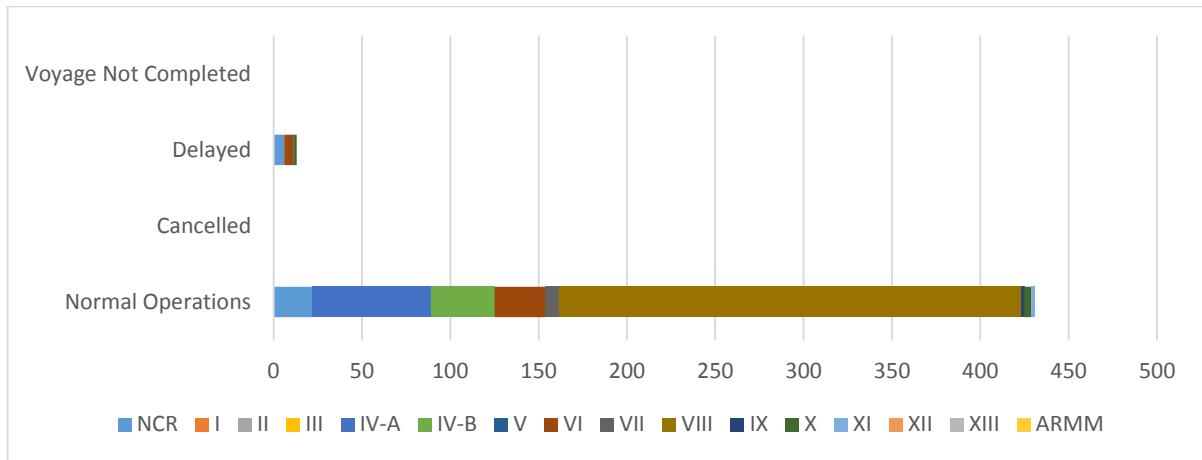
- 444** Shipping Operations Recorded
- 251** Passenger Ships Operated
- 193** Cargo Ships Operated
- 431** Ships Operated Normally
- 0** Operations Cancelled
- 13** Operations Delayed
- 0** Operation Uncompleted

**PASSENGER AND CARGO SHIPPING OPERATIONS IN THE PHILIPPINES
IN AREAS UNDER ALERT LEVEL 1 & 2**



Total of 444 Passenger and Cargo Shipping Operations

I. STATUS OF SHIPPING OPERATIONS NATIONWIDE



On Nov. 25 - Dec. 01, 2022, there were 444 passenger and cargo shipping operations conducted wherein 431 or 97% were completed in accordance with their Certificate of Public Convenience (CPC).

Out of the 431 operations completed under normal conditions, the reported movements were mostly in the Eastern Visayas Region at 61% and CALABARZON Region at 16%.

Thirteen (13) passenger ships or 5% encountered delays.

No shipping operations were not completed at the time of reporting, as the respective ships were still underway.

II. STATUS OF SHIPPING OPERATIONS BY CLASSIFICATION

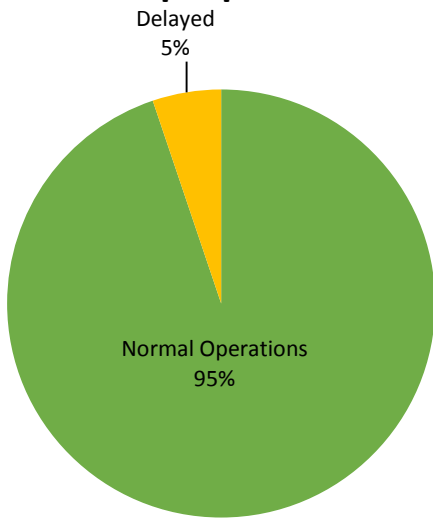
Region	Normal Operations		Cancelled		Delayed		Not Completed	
	Passenger	Cargo	Passenger	Cargo	Passenger	Cargo	Passenger	Cargo
NCR	6	16	-	-	6	-	-	-
I	-	-	-	-	-	-	-	-
II	-	-	-	-	-	-	-	-
III	-	-	-	-	-	-	-	-
IV-A	67	-	-	-	-	-	-	-
IV-B	36	-	-	-	-	-	-	-
V	-	-	-	-	-	-	-	-
VI	12	17	-	-	5	-	-	-
VII	2	6	-	-	-	-	-	-
VIII	115	146	-	-	-	-	-	-
IX	-	2	-	-	-	-	-	-
X	-	4	-	-	2	-	-	-
XI	-	2	-	-	-	-	-	-
XII	-	-	-	-	-	-	-	-
XIII	-	-	-	-	-	-	-	-
ARMM	-	-	-	-	-	-	-	-
Total	238	193	-	-	13	-	-	-

Amid the measures in place due to MGCQ, and GCQ, 193 out of 193 (100%) cargo ships still operated normally – are 6 bulk carrier, 36 container ships, 35 LCT ships, 110 Roro cargo ships.

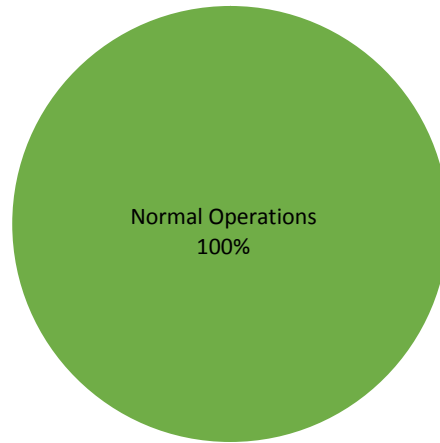
Two hundred and thirty eight (238) passenger ships completed their voyage – 163 conventional passenger ships, 46 RoPax ships and 29 fast craft ferry completed their operations but mostly only carried cargoes during their voyage.

Meanwhile out of the 251 passenger ships, 5% were affected by the measures adopted in view of COVID-19. These measures caused either the cancellation, delay, or uncompleted operations of 13 passenger ships.

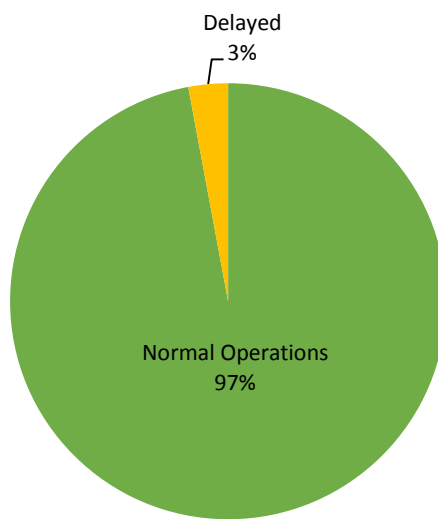
PASSENGER Ship Operations



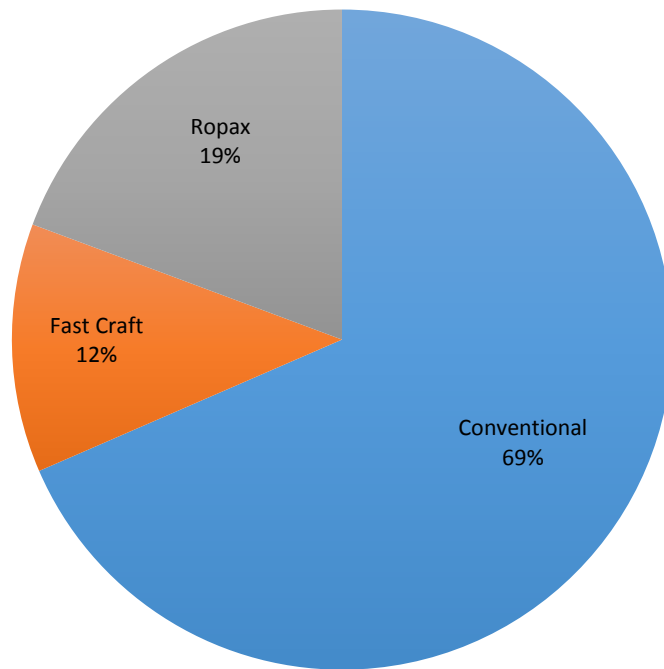
CARGO Ship Operations



PASSENGER and CARGO Ship Operations



Passenger Ship Types under Normal Operations



Cargo Ship Types under Normal Operations

