



**MARITIME INDUSTRY AUTHORITY  
WEEKLY SUMMARY SITUATION REPORT - Summary 146**

Passenger and Cargo Shipping Operations on Dec. 30, 2022 - Jan. 05 2023  
in areas under Alert Level 1 & 2

*Data generated on Dec. 30, 2022 - Jan. 05 2023, 3:00 PM*

**HIGHLIGHTS**

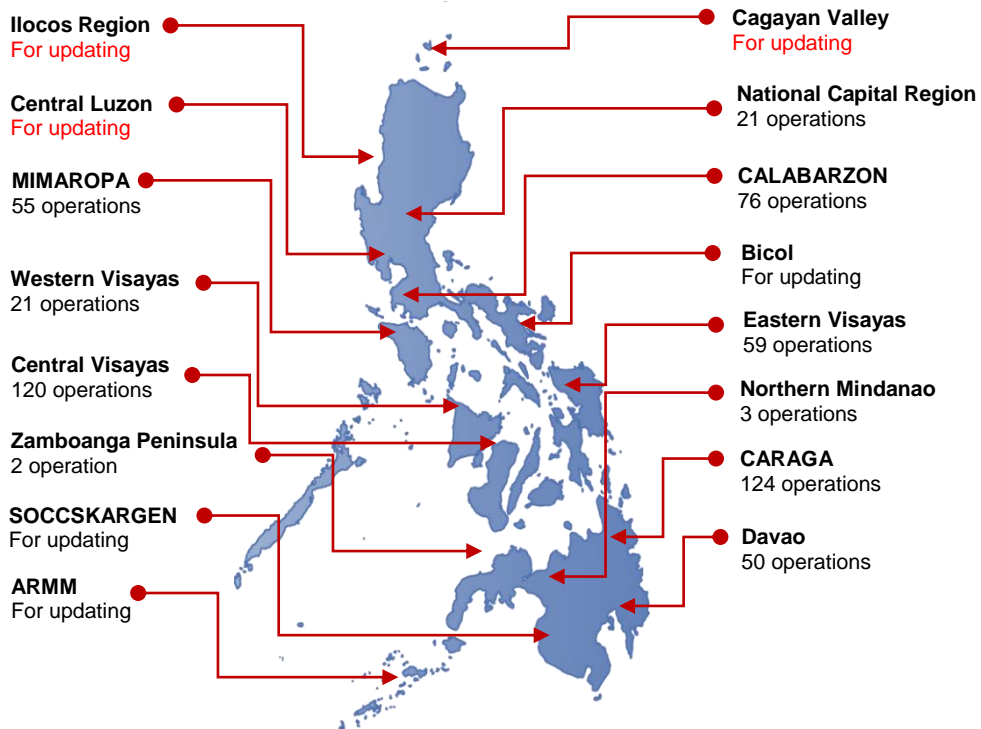
- Ninety-seven percent (97%) of passenger and cargo shipping operations were completed in accordance with the ships' CPC.
- Three percent ( 3%) of the shipping operations were affected.
- Operations of passenger ships were more affected compared to cargo ships. 100% of the cargo shipping operations were completed under normal conditions compared to passenger ships at 94%.
- Daily average passenger and cargo ship operations are 129 completed under normal conditions, 0 cancelled trips, 4 delayed and 0 not completed voyage.
- **With cargo shipping still operational, transport of goods is assured.**

**PASSENGER AND CARGO SHIPPING IN NUMBERS**

Dec. 30, 2022 - Jan. 05 2023

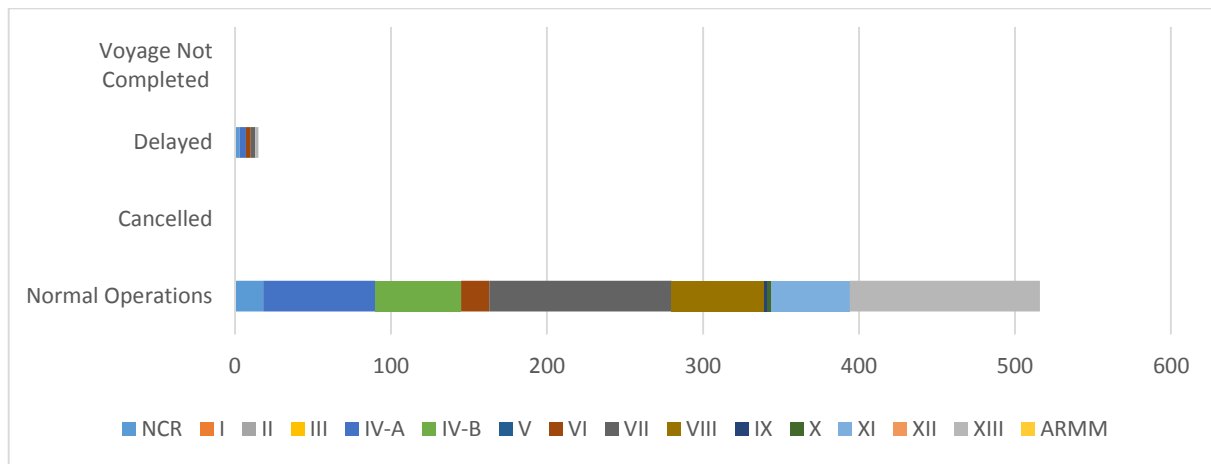
- 531** Shipping Operations Recorded
- 232** Passenger Ships Operated
- 299** Cargo Ships Operated
- 516** Ships Operated Normally
- 0** Operations Cancelled
- 15** Operations Delayed
- 0** Operation Uncompleted

**PASSENGER AND CARGO SHIPPING OPERATIONS IN THE PHILIPPINES  
IN AREAS UNDER ALERT LEVEL 1 & 2**



**Total of 531 Passenger and Cargo Shipping Operations**

## I. STATUS OF SHIPPING OPERATIONS NATIONWIDE



On Dec. 30, 2022 - Jan. 05 2023, there were 531 passenger and cargo shipping operations conducted wherein 516 or 97% were completed in accordance with their Certificate of Public Convenience (CPC).

Out of the 516 operations completed under normal conditions, the reported movements were mostly in the CARAGA Region at 24% and Central Region at 23%.

Fifteen (15) passenger ships or 6% encountered delays.

No shipping operations were not completed at the time of reporting, as the respective ships were still underway.

## II. STATUS OF SHIPPING OPERATIONS BY CLASSIFICATION

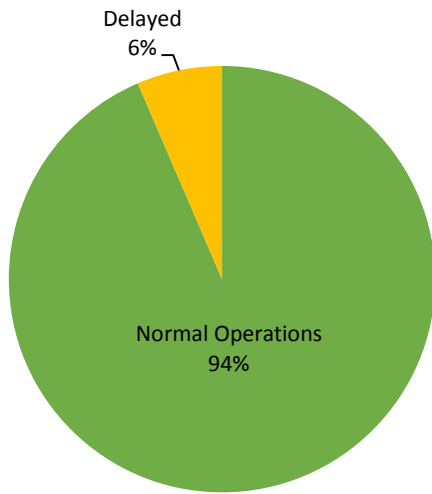
Region	Normal Operations		Cancelled		Delayed		Not Completed	
	Passenger	Cargo	Passenger	Cargo	Passenger	Cargo	Passenger	Cargo
<b>NCR</b>	<b>8</b>	<b>10</b>	-	-	<b>3</b>	-	-	-
<b>I</b>	-	-	-	-	-	-	-	-
<b>II</b>	-	-	-	-	-	-	-	-
<b>III</b>	-	-	-	-	-	-	-	-
<b>IV-A</b>	<b>71</b>	<b>1</b>	-	-	<b>4</b>	-	-	-
<b>IV-B</b>	<b>55</b>	-	-	-	-	-	-	-
<b>V</b>	-	-	-	-	-	-	-	-
<b>VI</b>	<b>10</b>	<b>8</b>	-	-	<b>3</b>	-	-	-
<b>VII</b>	<b>45</b>	<b>72</b>	-	-	<b>3</b>	-	-	-
<b>VIII</b>	<b>27</b>	<b>32</b>	-	-	-	-	-	-
<b>IX</b>	-	<b>2</b>	-	-	-	-	-	-
<b>X</b>	<b>1</b>	<b>2</b>	-	-	-	-	-	-
<b>XI</b>	-	<b>50</b>	-	-	-	-	-	-
<b>XII</b>	-	-	-	-	-	-	-	-
<b>XIII</b>	-	<b>122</b>	-	-	<b>2</b>	-	-	-
<b>ARMM</b>	-	-	-	-	-	-	-	-
<b>Total</b>	<b>217</b>	<b>299</b>	-	-	<b>15</b>	-	-	-

Amid the measures in place due to MGCQ, and GCQ, 299 out of 299 (100%) cargo ships still operated normally – are 25 container ships, 29 LCT ships, 245 Roro cargo ships.

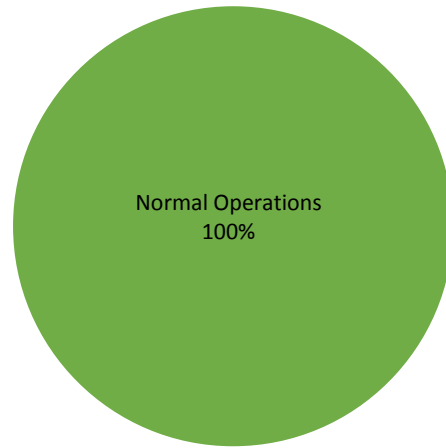
Two hundred and seventeen (217) passenger ships completed their voyage – 156 conventional passenger ships, 41 RoPax ships and 20 fast craft ferry completed their operations but mostly only carried cargoes during their voyage.

Meanwhile out of the 232 passenger ships, 6% were affected by the measures adopted in view of COVID-19. These measures caused either the cancellation, delay, or uncompleted operations of 15 passenger ships.

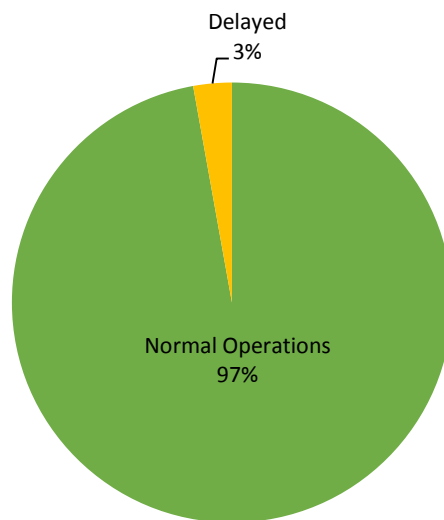
### PASSENGER Ship Operations



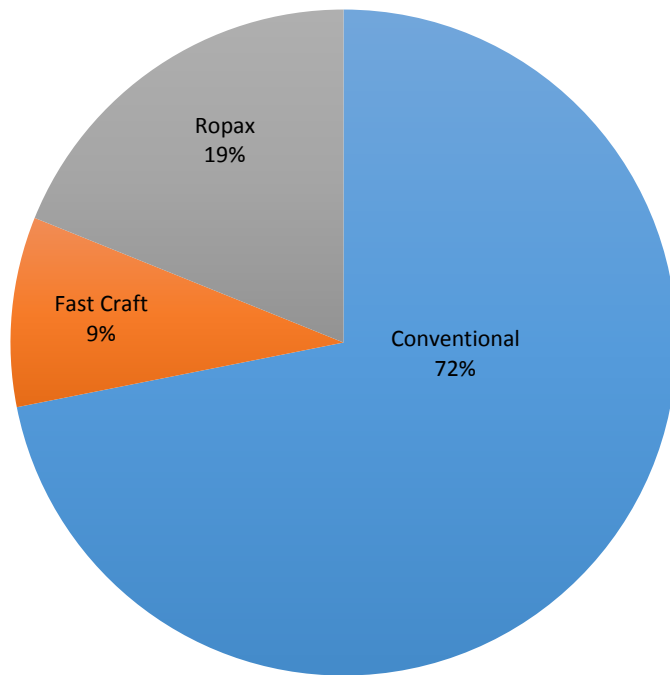
### CARGO Ship Operations



### PASSENGER and CARGO Ship Operations



### Passenger Ship Types under Normal Operations



### Cargo Ship Types under Normal Operations

