

Department of Transportation - Maritime Industry Authority
 Revised FY 2020 Monthly Disbursement Program (For Comprehensive Release)
 (In Thousand Pesos)

Particulars	Total Program	TRA	Net Program	Full Year Requirement																		2nd Sem NCA	Total
				Quarter 1				Quarter 2				1st Sem NCA	Quarter 3				Quarter 4						
				Jan	Feb	Mar	Sub-total	Apr	May	Jun	Sub-total		Jul	Aug	Sep	Sub-total	Oct	Nov	Dec	Sub-total			
Agency Specific Budget	552,121	30,210	521,911	38,090	38,088	38,087	114,265	42,803	55,704	40,310	138,817	253,082	42,313	41,799	41,799	125,911	43,133	59,033	40,752	142,918	268,829	521,911	
PS	243,456	14,777	228,679	16,658	15,877	15,877	48,412	18,370	31,271	15,877	65,518	113,930	16,390	15,877	15,877	48,144	17,175	33,111	16,319	66,605	114,749	228,679	
MOOE	308,665	15,433	293,232	21,432	22,211	22,210	65,853	24,433	24,433	24,433	73,299	139,152	25,923	25,922	25,922	77,767	25,954	25,922	24,433	76,313	154,080	293,232	
CO	-	-	-	-	-	-	-	-	-	-	-	-	-	-	-	-	-	-	-	-	-	-	
GMS	187,790	9,861	177,929	11,294	12,073	12,072	35,439	14,715	17,056	14,295	46,066	81,505	15,785	15,784	15,784	47,353	15,797	18,895	14,379	49,071	96,424	177,929	
PS	43,580	2,650	40,930	2,879	2,879	2,879	8,637	3,299	5,640	2,879	11,818	20,455	2,879	2,879	2,879	8,637	2,885	5,990	2,963	11,838	20,475	40,930	
MOOE	144,210	7,211	136,999	8,415	9,194	9,193	26,802	11,416	11,416	11,416	34,248	61,050	12,906	12,905	12,905	38,716	12,912	12,905	11,416	37,233	75,949	136,999	
CO	-	-	-	-	-	-	-	-	-	-	-	-	-	-	-	-	-	-	-	-	-	-	
APB	2,845	-	2,845	781	-	-	781	285	-	-	285	1,066	513	-	-	513	1,266	-	-	1,266	1,779	2,845	
PS	2,845	-	2,845	781	-	-	781	285	-	-	285	1,066	513	-	-	513	1,266	-	-	1,266	1,779	2,845	
MOOE	-	-	-	-	-	-	-	-	-	-	-	-	-	-	-	-	-	-	-	-	-	-	
CO	-	-	-	-	-	-	-	-	-	-	-	-	-	-	-	-	-	-	-	-	-	-	
MRSS	12,308	720	11,588	851	851	851	2,553	935	1,447	851	3,233	5,786	851	851	851	2,553	864	1,517	868	3,249	5,802	11,588	
PS	9,344	572	8,772	617	617	617	1,851	701	1,213	617	2,531	4,382	617	617	617	1,851	622	1,283	634	2,539	4,390	8,772	
MOOE	2,964	148	2,816	234	234	234	702	234	234	234	702	1,404	234	234	234	702	242	234	234	710	1,412	2,816	
CO	-	-	-	-	-	-	-	-	-	-	-	-	-	-	-	-	-	-	-	-	-	-	
PPS	12,688	761	11,927	858	858	858	2,574	948	1,573	858	3,379	5,953	858	858	858	2,574	876	1,648	876	3,400	5,974	11,927	
PS	11,189	686	10,503	740	740	740	2,220	830	1,455	740	3,025	5,245	740	740	740	2,220	750	1,530	758	3,038	5,258	10,503	
MOOE	1,499	75	1,424	118	118	118	354	118	118	118	354	708	118	118	118	354	126	118	118	362	716	1,424	
CO	-	-	-	-	-	-	-	-	-	-	-	-	-	-	-	-	-	-	-	-	-	-	
Registration	320,730	17,931	302,799	23,232	23,232	23,232	69,696	24,732	33,708	23,232	81,672	151,368	23,232	23,232	23,232	69,696	23,245	34,958	23,532	81,735	151,431	302,799	
PS	163,247	10,057	153,190	10,765	10,765	10,765	32,295	12,265	21,241	10,765	44,271	76,566	10,765	10,765	10,765	32,295	10,773	22,491	11,065	44,329	76,624	153,190	
MOOE	157,483	7,874	149,609	12,467	12,467	12,467	37,401	12,467	12,467	12,467	37,401	74,802	12,467	12,467	12,467	37,401	12,472	12,467	12,467	37,406	74,807	149,609	
CO	-	-	-	-	-	-	-	-	-	-	-	-	-	-	-	-	-	-	-	-	-	-	
ES	15,760	937	14,823	1,074	1,074	1,074	3,222	1,188	1,920	1,074	4,182	7,404	1,074	1,074	1,074	3,222	1,085	2,015	1,097	4,197	7,419	14,823	
PS	13,251	812	12,439	876	876	876	2,628	990	1,722	876	3,588	6,216	876	876	876	2,628	879	1,817	899	3,595	6,223	12,439	
MOOE	2,509	125	2,384	198	198	198	594	198	198	198	594	1,188	198	198	198	594	206	198	198	602	1,196	2,384	
CO	-	-	-	-	-	-	-	-	-	-	-	-	-	-	-	-	-	-	-	-	-	-	
Automatic Appropriations	22,167	-	22,167	1,845	1,845	1,845	5,535	1,845	1,845	1,845	5,535	11,070	1,845	1,845	1,845	5,535	1,872	1,845	1,845	5,562	11,097	22,167	
PS	22,167	-	22,167	1,845	1,845	1,845	5,535	1,845	1,845	1,845	5,535	11,070	1,845	1,845	1,845	5,535	1,872	1,845	1,845	5,562	11,097	22,167	
MOOE	-	-	-	-	-	-	-	-	-	-	-	-	-	-	-	-	-	-	-	-	-	-	
CO	-	-	-	-	-	-	-	-	-	-	-	-	-	-	-	-	-	-	-	-	-	-	
GMS	3,976	-	3,976	331	331	331	993	331	331	331	993	1,986	331	331	331	993	335	331	331	997	1,990	3,976	
PS	3,976	-	3,976	331	331	331	993	331	331	331	993	1,986	331	331	331	993	335	331	331	997	1,990	3,976	
MOOE	-	-	-	-	-	-	-	-	-	-	-	-	-	-	-	-	-	-	-	-	-	-	
CO	-	-	-	-	-	-	-	-	-	-	-	-	-	-	-	-	-	-	-	-	-	-	
APB	-	-	-	-	-	-	-	-	-	-	-	-	-	-	-	-	-	-	-	-	-	-	
PS	-	-	-	-	-	-	-	-	-	-	-	-	-	-	-	-	-	-	-	-	-	-	
MOOE	-	-	-	-	-	-	-	-	-	-	-	-	-	-	-	-	-	-	-	-	-	-	
CO	-	-	-	-	-	-	-	-	-	-	-	-	-	-	-	-	-	-	-	-	-	-	

Department of Transportation - Maritime Industry Authority
 Revised FY 2020 Monthly Disbursement Program (For Comprehensive Release)
 (In Thousand Pesos)

Particulars	Total Program	TRA	Net Program	Full Year Requirement																		2nd Sem NCA	Total
				Quarter 1				Quarter 2				1st Sem NCA	Quarter 3				Quarter 4						
				Jan	Feb	Mar	Sub-total	Apr	May	Jun	Sub-total		Jul	Aug	Sep	Sub-total	Oct	Nov	Dec	Sub-total			
MISS	858	-	858	71	71	71	213	71	71	71	213	426	71	71	71	213	77	71	71	219	432	858	
PS	858	-	858	71	71	71	213	71	71	71	213	426	71	71	71	213	77	71	71	219	432	858	
MOOE	-	-	-	-	-	-	-	-	-	-	-	-	-	-	-	-	-	-	-	-	-	-	
CO	-	-	-	-	-	-	-	-	-	-	-	-	-	-	-	-	-	-	-	-	-	-	
PPS	1,029	-	1,029	85	85	85	255	85	85	85	255	510	85	85	85	255	94	85	85	264	519	1,029	
PS	1,029	-	1,029	85	85	85	255	85	85	85	255	510	85	85	85	255	94	85	85	264	519	1,029	
MOOE	-	-	-	-	-	-	-	-	-	-	-	-	-	-	-	-	-	-	-	-	-	-	
CO	-	-	-	-	-	-	-	-	-	-	-	-	-	-	-	-	-	-	-	-	-	-	
Registration	15,086	-	15,086	1,257	1,257	1,257	3,771	1,257	1,257	1,257	3,771	7,542	1,257	1,257	1,257	3,771	1,259	1,257	1,257	3,773	7,544	15,086	
PS	15,086	-	15,086	1,257	1,257	1,257	3,771	1,257	1,257	1,257	3,771	7,542	1,257	1,257	1,257	3,771	1,259	1,257	1,257	3,773	7,544	15,086	
MOOE	-	-	-	-	-	-	-	-	-	-	-	-	-	-	-	-	-	-	-	-	-	-	
CO	-	-	-	-	-	-	-	-	-	-	-	-	-	-	-	-	-	-	-	-	-	-	
ES	1,218	-	1,218	101	101	101	303	101	101	101	303	606	101	101	101	303	107	101	101	309	612	1,218	
PS	1,218	-	1,218	101	101	101	303	101	101	101	303	606	101	101	101	303	107	101	101	309	612	1,218	
MOOE	-	-	-	-	-	-	-	-	-	-	-	-	-	-	-	-	-	-	-	-	-	-	
CO	-	-	-	-	-	-	-	-	-	-	-	-	-	-	-	-	-	-	-	-	-	-	
TRA	-	-	30,210	2,513	2,513	2,513	7,539	2,513	2,513	2,513	7,539	15,078	2,513	2,513	2,513	7,539	2,567	2,513	2,513	7,593	15,132	30,210	
PS	-	-	14,777	1,229	1,229	1,229	3,687	1,229	1,229	1,229	3,687	7,374	1,229	1,229	1,229	3,687	1,258	1,229	1,229	3,716	7,403	14,777	
MOOE	-	-	15,433	1,284	1,284	1,284	3,852	1,284	1,284	1,284	3,852	7,704	1,284	1,284	1,284	3,852	1,909	1,284	1,284	3,877	7,729	15,433	
CO	-	-	-	-	-	-	-	-	-	-	-	-	-	-	-	-	-	-	-	-	-	-	
GMS	-	-	9,861	820	820	820	2,460	820	820	820	2,460	4,920	820	820	820	2,460	841	820	820	2,481	4,941	9,861	
PS	-	-	2,650	220	220	220	660	220	220	220	660	1,320	220	220	220	660	230	220	220	670	1,330	2,650	
MOOE	-	-	7,211	600	600	600	1,800	600	600	600	1,800	3,600	600	600	600	1,800	611	600	600	1,811	3,611	7,211	
CO	-	-	-	-	-	-	-	-	-	-	-	-	-	-	-	-	-	-	-	-	-	-	
APB	-	-	-	-	-	-	-	-	-	-	-	-	-	-	-	-	-	-	-	-	-	-	
PS	-	-	-	-	-	-	-	-	-	-	-	-	-	-	-	-	-	-	-	-	-	-	
MOOE	-	-	-	-	-	-	-	-	-	-	-	-	-	-	-	-	-	-	-	-	-	-	
CO	-	-	-	-	-	-	-	-	-	-	-	-	-	-	-	-	-	-	-	-	-	-	
MISS	-	-	720	59	59	59	177	59	59	59	177	354	59	59	59	177	71	59	59	189	366	720	
PS	-	-	572	47	47	47	141	47	47	47	141	282	47	47	47	141	55	47	47	149	290	572	
MOOE	-	-	148	12	12	12	36	12	12	12	36	72	12	12	12	36	16	12	12	40	76	148	
CO	-	-	-	-	-	-	-	-	-	-	-	-	-	-	-	-	-	-	-	-	-	-	
PPS	-	-	761	63	63	63	189	63	63	63	189	378	63	63	63	189	68	63	63	194	383	761	
PS	-	-	686	57	57	57	171	57	57	57	171	342	57	57	57	171	59	57	57	173	344	686	
MOOE	-	-	75	6	6	6	18	6	6	6	18	36	6	6	6	18	9	6	6	21	39	75	
CO	-	-	-	-	-	-	-	-	-	-	-	-	-	-	-	-	-	-	-	-	-	-	
Registration	-	-	17,931	1,494	1,494	1,494	4,482	1,494	1,494	1,494	4,482	8,964	1,494	1,494	1,494	4,482	1,497	1,494	1,494	4,485	8,967	17,931	
PS	-	-	10,057	838	838	838	2,514	838	838	838	2,514	5,028	838	838	838	2,514	839	838	838	2,515	5,029	10,057	
MOOE	-	-	7,874	656	656	656	1,968	656	656	656	1,968	3,936	656	656	656	1,968	658	656	656	1,970	3,938	7,874	
CO	-	-	-	-	-	-	-	-	-	-	-	-	-	-	-	-	-	-	-	-	-	-	

Department of Transportation - Maritime Industry Authority
 Revised FY 2020 Monthly Disbursement Program (For Comprehensive Release)
 [In Thousand Pesos]

Particulars	Total Program	TRA	Net Program	Full Year Requirement																	2nd Sem NCA	Total
				Quarter 1				Quarter 2				1st Sem NCA	Quarter 3				Quarter 4					
				Jan	Feb	Mar	Sub-total	Apr	May	Jun	Sub-total		Jul	Aug	Sep	Sub-total	Oct	Nov	Dec	Sub-total		
ES	-	-	937	77	77	77	231	77	77	77	231	462	77	77	77	231	90	77	77	244	475	937
PS	-	-	812	67	67	67	201	67	67	67	201	402	67	67	67	201	75	67	67	209	410	812
MOOE	-	-	125	10	10	10	30	10	10	10	30	60	10	10	10	30	15	10	10	35	65	125
CO	-	-	-	-	-	-	-	-	-	-	-	-	-	-	-	-	-	-	-	-	-	-
Total Disbursement Program	552,121	30,210	-	40,603	40,601	40,600	121,804	45,316	58,217	42,823	146,356	268,160	44,826	44,312	44,312	133,450	45,700	61,546	43,265	150,511	213,961	552,121
PS	243,456	14,777	-	17,887	17,106	17,106	52,099	19,599	32,500	17,106	69,205	121,304	17,619	17,106	17,106	51,831	18,433	34,340	17,548	70,321	122,152	243,456
MOOE	308,665	15,433	-	22,716	23,495	23,494	69,705	25,717	25,717	25,717	77,151	146,856	27,207	27,206	27,206	81,619	27,267	27,206	25,717	80,190	161,809	308,665
CO	-	-	-	-	-	-	-	-	-	-	-	-	-	-	-	-	-	-	-	-	-	-
GMS	187,790	9,861	-	12,114	12,893	12,892	37,899	15,535	17,876	15,115	48,526	86,425	16,605	16,604	16,604	49,813	16,638	19,715	15,199	51,552	101,365	187,790
PS	43,580	2,650	-	3,099	3,099	3,099	9,297	3,519	5,860	3,099	12,478	21,775	3,099	3,099	3,099	9,297	3,115	6,210	3,183	12,508	21,805	43,580
MOOE	144,210	7,211	-	9,015	9,794	9,793	28,602	12,016	12,016	12,016	36,048	64,650	13,506	13,505	13,505	40,516	13,523	13,505	12,016	39,044	79,560	144,210
CO	-	-	-	-	-	-	-	-	-	-	-	-	-	-	-	-	-	-	-	-	-	-
APB	2,845	-	-	781	-	-	781	285	-	-	285	1,066	513	-	-	513	1,266	-	-	1,266	1,779	2,845
PS	2,845	-	-	781	-	-	781	285	-	-	285	1,066	513	-	-	513	1,266	-	-	1,266	1,779	2,845
MOOE	-	-	-	-	-	-	-	-	-	-	-	-	-	-	-	-	-	-	-	-	-	-
CO	-	-	-	-	-	-	-	-	-	-	-	-	-	-	-	-	-	-	-	-	-	-
MISS	12,308	720	-	910	910	910	2,730	994	1,506	910	3,410	6,140	910	910	910	2,730	935	1,576	927	3,438	6,168	12,308
PS	9,344	572	-	664	664	664	1,992	748	1,260	664	2,672	4,664	664	664	664	1,992	677	1,330	681	2,688	4,680	9,344
MOOE	2,964	148	-	246	246	246	738	246	246	246	738	1,476	246	246	246	738	258	246	246	750	1,488	2,964
CO	-	-	-	-	-	-	-	-	-	-	-	-	-	-	-	-	-	-	-	-	-	-
PPS	12,688	761	-	921	921	921	2,763	1,011	1,636	921	3,568	6,331	921	921	921	2,763	944	1,711	939	3,594	6,357	12,688
PS	11,189	686	-	797	797	797	2,391	887	1,512	797	3,196	5,587	797	797	797	2,391	809	1,587	815	3,211	5,602	11,189
MOOE	1,499	75	-	124	124	124	372	124	124	124	372	744	124	124	124	372	135	124	124	383	755	1,499
CO	-	-	-	-	-	-	-	-	-	-	-	-	-	-	-	-	-	-	-	-	-	-
Registration	320,730	17,931	-	24,726	24,726	24,726	74,178	26,226	35,202	24,726	86,154	160,332	24,726	24,726	24,726	74,178	24,742	36,452	25,026	86,220	160,398	320,730
PS	163,247	10,057	-	11,603	11,603	11,603	34,809	13,103	22,079	11,603	46,785	81,594	11,603	11,603	11,603	34,809	11,612	23,329	11,903	46,844	81,653	163,247
MOOE	157,483	7,874	-	13,123	13,123	13,123	39,369	13,123	13,123	13,123	39,369	78,738	13,123	13,123	13,123	39,369	13,130	13,123	13,123	39,376	78,745	157,483
CO	-	-	-	-	-	-	-	-	-	-	-	-	-	-	-	-	-	-	-	-	-	-
ES	15,760	937	-	1,151	1,151	1,151	3,453	1,265	1,997	1,151	4,413	7,866	1,151	1,151	1,151	3,453	1,175	2,092	1,174	4,441	7,894	15,760
PS	13,251	812	-	943	943	943	2,829	1,057	1,789	943	3,789	6,618	943	943	943	2,829	954	1,884	966	3,804	5,633	13,251
MOOE	2,509	125	-	208	208	208	624	208	208	208	624	1,248	208	208	208	624	221	208	208	637	1,261	2,509
CO	-	-	-	-	-	-	-	-	-	-	-	-	-	-	-	-	-	-	-	-	-	-

Prepared by:

RONICO B. BENSIGUEL
 Chief Accountant

Recommending Approval:

CAPT ROMMEL JOHN L. BENDOCIA
 Director, MFAS

Approved by:

ADM NARCISO A. VINGSON JR
 OIC- Office of the Administrator

Department of Transportation - Maritime Industry Authority
 FY 2028 Monthly Disbursement Program (For Comprehensive Release)
 (In Thousand Pesos)
 Fund 101 - Prior Years (Accounts Payable and Not Yet Due and Demandable Obligations)


Particulars	Total Program	TRA	Net Program	Full Year Requirement																	2nd Sem NCA	Total	
				Quarter 1				Quarter 2				1st Sem NCA	Quarter 3				Quarter 4						
				Jan	Feb	Mar	Sub-total	Apr	May	Jun	Sub-total		Jul	Aug	Sep	Sub-total	Oct	Nov	Dec	Sub-total			
Agency Specific Budget	206,573	10,329	196,244	-	75,316	-	75,316	22,616	-	22,218	44,834	120,150	25,880	-	-	25,880	10,307	39,907	-	50,214	76,094	196,244	
PS																							
MOOE	58,832	2,942	55,890	-	55,400	-	55,400	-	-	-	55,400	490	-	-	490	-	-	-	-	-	490	55,890	
CO	147,741	7,387	140,354	-	19,916	-	19,916	22,616	-	22,218	44,834	64,750	25,390	-	-	25,390	10,307	39,907	-	50,214	75,604	140,354	
GMS	135,665	6,784	128,881	-	33,833	-	33,833	22,616	-	22,218	44,834	78,867	-	-	-	-	10,307	39,907	-	50,214	50,214	128,881	
PS																							
MOOE	14,650	733	13,917	-	13,917	-	13,917	-	-	-	13,917	-	-	-	-	-	-	-	-	-	-	13,917	
CO	121,015	6,051	114,964	-	19,916	-	19,916	22,616	-	22,218	44,834	64,750	-	-	-	-	10,307	39,907	-	50,214	50,214	114,964	
APB																							
PS																							
MOOE																							
CO																							
MISS																							
PS																							
MOOE																							
CO																							
PPS																							
PS																							
MOOE																							
CO																							
Registration	70,908	3,545	67,363	-	41,483	-	41,483	-	-	-	41,483	25,880	-	-	25,880	-	-	-	-	-	25,880	67,363	
PS																							
MOOE	44,182	2,209	41,973	-	41,483	-	41,483	-	-	-	41,483	490	-	-	490	-	-	-	-	-	490	41,973	
CO	26,726	1,336	25,390	-	-	-	-	-	-	-	-	25,390	-	-	25,390	-	-	-	-	-	25,390	25,390	
ES																							
PS																							
MOOE																							
CO																							
Automatic Appropriations																							
PS																							
MOOE																							
CO																							
GMS																							
PS																							
MOOE																							
CO																							
APB																							
PS																							
MOOE																							
CO																							


Department of Transportation - Maritime Industry Authority
 FY 2020 Monthly Disbursement Program (For Comprehensive Release)
 (In Thousand Pesos)
 Fund 101 - Prior Years (Accounts Payable and Not Yet Due and Demandable Obligations)


Particulars	Total Program	TRA	Net Program	Full Year Requirement																		2nd Sem NCA	Total	
				Quarter 1				Quarter 2				1st Sem NCA	Quarter 3				Quarter 4							
				Jan	Feb	Mar	Sub-total	Apr	May	Jun	Sub-total		Jul	Aug	Sep	Sub-total	Oct	Nov	Dec	Sub-total				
MISS	-	-	-	-	-	-	-	-	-	-	-	-	-	-	-	-	-	-	-	-	-	-	-	-
PS	-	-	-	-	-	-	-	-	-	-	-	-	-	-	-	-	-	-	-	-	-	-	-	-
MOOE	-	-	-	-	-	-	-	-	-	-	-	-	-	-	-	-	-	-	-	-	-	-	-	-
CO	-	-	-	-	-	-	-	-	-	-	-	-	-	-	-	-	-	-	-	-	-	-	-	-
PPS	-	-	-	-	-	-	-	-	-	-	-	-	-	-	-	-	-	-	-	-	-	-	-	-
PS	-	-	-	-	-	-	-	-	-	-	-	-	-	-	-	-	-	-	-	-	-	-	-	-
MOOE	-	-	-	-	-	-	-	-	-	-	-	-	-	-	-	-	-	-	-	-	-	-	-	-
CO	-	-	-	-	-	-	-	-	-	-	-	-	-	-	-	-	-	-	-	-	-	-	-	-
Registration	-	-	-	-	-	-	-	-	-	-	-	-	-	-	-	-	-	-	-	-	-	-	-	-
PS	-	-	-	-	-	-	-	-	-	-	-	-	-	-	-	-	-	-	-	-	-	-	-	-
MOOE	-	-	-	-	-	-	-	-	-	-	-	-	-	-	-	-	-	-	-	-	-	-	-	-
CO	-	-	-	-	-	-	-	-	-	-	-	-	-	-	-	-	-	-	-	-	-	-	-	-
ES	-	-	-	-	-	-	-	-	-	-	-	-	-	-	-	-	-	-	-	-	-	-	-	-
PS	-	-	-	-	-	-	-	-	-	-	-	-	-	-	-	-	-	-	-	-	-	-	-	-
MOOE	-	-	-	-	-	-	-	-	-	-	-	-	-	-	-	-	-	-	-	-	-	-	-	-
CO	-	-	-	-	-	-	-	-	-	-	-	-	-	-	-	-	-	-	-	-	-	-	-	-
TRA	-	-	10,329	-	3,964	-	3,964	1,190	-	1,169	2,359	6,323	1,362	-	-	1,362	544	2,100	-	2,644	4,006	10,329	-	-
PS	-	-	2,942	-	2,916	-	2,916	-	-	-	-	2,916	26	-	-	26	-	-	-	-	26	2,942	-	-
MOOE	-	-	7,387	-	1,048	-	1,048	1,190	-	1,169	2,359	3,407	1,336	-	-	1,336	544	2,100	-	2,644	3,980	7,387	-	-
CO	-	-	7,387	-	1,048	-	1,048	1,190	-	1,169	2,359	3,407	1,336	-	-	1,336	544	2,100	-	2,644	3,980	7,387	-	-
GMS	-	-	6,784	-	1,781	-	1,781	1,190	-	1,169	2,359	4,140	-	-	-	-	544	2,100	-	2,644	2,644	6,784	-	-
PS	-	-	733	-	733	-	733	-	-	-	-	733	-	-	-	-	-	-	-	-	-	733	-	-
MOOE	-	-	6,051	-	1,048	-	1,048	1,190	-	1,169	2,359	3,407	-	-	-	-	544	2,100	-	2,644	2,644	6,051	-	-
CO	-	-	6,051	-	1,048	-	1,048	1,190	-	1,169	2,359	3,407	-	-	-	-	544	2,100	-	2,644	2,644	6,051	-	-
APB	-	-	-	-	-	-	-	-	-	-	-	-	-	-	-	-	-	-	-	-	-	-	-	-
PS	-	-	-	-	-	-	-	-	-	-	-	-	-	-	-	-	-	-	-	-	-	-	-	-
MOOE	-	-	-	-	-	-	-	-	-	-	-	-	-	-	-	-	-	-	-	-	-	-	-	-
CO	-	-	-	-	-	-	-	-	-	-	-	-	-	-	-	-	-	-	-	-	-	-	-	-
MISS	-	-	-	-	-	-	-	-	-	-	-	-	-	-	-	-	-	-	-	-	-	-	-	-
PS	-	-	-	-	-	-	-	-	-	-	-	-	-	-	-	-	-	-	-	-	-	-	-	-
MOOE	-	-	-	-	-	-	-	-	-	-	-	-	-	-	-	-	-	-	-	-	-	-	-	-
CO	-	-	-	-	-	-	-	-	-	-	-	-	-	-	-	-	-	-	-	-	-	-	-	-
PPS	-	-	-	-	-	-	-	-	-	-	-	-	-	-	-	-	-	-	-	-	-	-	-	-
PS	-	-	-	-	-	-	-	-	-	-	-	-	-	-	-	-	-	-	-	-	-	-	-	-
MOOE	-	-	-	-	-	-	-	-	-	-	-	-	-	-	-	-	-	-	-	-	-	-	-	-
CO	-	-	-	-	-	-	-	-	-	-	-	-	-	-	-	-	-	-	-	-	-	-	-	-
Registration	-	-	3,545	-	2,183	-	2,183	-	-	-	-	2,183	1,362	-	-	1,362	-	-	-	-	1,362	3,545	-	-
PS	-	-	2,209	-	2,183	-	2,183	-	-	-	-	2,183	26	-	-	26	-	-	-	-	26	2,209	-	-
MOOE	-	-	1,336	-	-	-	-	-	-	-	-	-	1,336	-	-	1,336	-	-	-	-	1,336	1,336	-	-
CO	-	-	1,336	-	-	-	-	-	-	-	-	-	1,336	-	-	1,336	-	-	-	-	1,336	1,336	-	-

Department of Transportation - Maritime Industry Authority
 FY 2020 Monthly Disbursement Program (For Comprehensive Release)
 (In Thousand Pesos)
 Fund 101 - Prior Years (Accounts Payable and Not Yet Due and Demandable Obligations)

Particulars	Total Program	TRA	Net Program	Full Year Requirement																		2nd Sem NCA	Total	
				Quarter 1				Quarter 2				1st Sem NCA	Quarter 3				Quarter 4							
				Jan	Feb	Mar	Sub-total	Apr	May	Jun	Sub-total		Jul	Aug	Sep	Sub-total	Oct	Nov	Dec	Sub-total				
ES	-	-	-	-	-	-	-	-	-	-	-	-	-	-	-	-	-	-	-	-	-	-	-	-
PS	-	-	-	-	-	-	-	-	-	-	-	-	-	-	-	-	-	-	-	-	-	-	-	-
MOOE	-	-	-	-	-	-	-	-	-	-	-	-	-	-	-	-	-	-	-	-	-	-	-	-
CO	-	-	-	-	-	-	-	-	-	-	-	-	-	-	-	-	-	-	-	-	-	-	-	-
Total Disbursement Program	206,573	10,329	-	-	79,280	-	79,280	23,806	-	23,387	47,193	126,473	27,242	-	-	27,242	10,851	42,007	-	-	52,858	80,100	206,573	
PS	-	-	-	-	-	-	-	-	-	-	-	-	-	-	-	-	-	-	-	-	-	-	-	-
MOOE	58,832	2,942	-	-	58,316	-	58,316	-	-	-	-	58,316	516	-	-	516	-	-	-	-	-	-	516	58,832
CO	147,741	7,387	-	-	20,964	-	20,964	23,806	-	23,387	47,193	68,157	26,726	-	-	26,726	10,851	42,007	-	-	52,858	79,584	147,741	
GMS	135,665	6,784	-	-	35,614	-	35,614	23,806	-	23,387	47,193	82,807	-	-	-	-	10,851	42,007	-	-	52,858	52,858	135,665	
PS	-	-	-	-	-	-	-	-	-	-	-	-	-	-	-	-	-	-	-	-	-	-	-	-
MOOE	14,650	733	-	-	14,650	-	14,650	-	-	-	-	14,650	-	-	-	-	-	-	-	-	-	-	-	14,650
CO	121,015	6,051	-	-	20,964	-	20,964	23,806	-	23,387	47,193	68,157	-	-	-	-	10,851	42,007	-	-	52,858	52,858	121,015	
APB	-	-	-	-	-	-	-	-	-	-	-	-	-	-	-	-	-	-	-	-	-	-	-	-
PS	-	-	-	-	-	-	-	-	-	-	-	-	-	-	-	-	-	-	-	-	-	-	-	-
MOOE	-	-	-	-	-	-	-	-	-	-	-	-	-	-	-	-	-	-	-	-	-	-	-	-
CO	-	-	-	-	-	-	-	-	-	-	-	-	-	-	-	-	-	-	-	-	-	-	-	-
MISS	-	-	-	-	-	-	-	-	-	-	-	-	-	-	-	-	-	-	-	-	-	-	-	-
PS	-	-	-	-	-	-	-	-	-	-	-	-	-	-	-	-	-	-	-	-	-	-	-	-
MOOE	-	-	-	-	-	-	-	-	-	-	-	-	-	-	-	-	-	-	-	-	-	-	-	-
CO	-	-	-	-	-	-	-	-	-	-	-	-	-	-	-	-	-	-	-	-	-	-	-	-
PPS	-	-	-	-	-	-	-	-	-	-	-	-	-	-	-	-	-	-	-	-	-	-	-	-
PS	-	-	-	-	-	-	-	-	-	-	-	-	-	-	-	-	-	-	-	-	-	-	-	-
MOOE	-	-	-	-	-	-	-	-	-	-	-	-	-	-	-	-	-	-	-	-	-	-	-	-
CO	-	-	-	-	-	-	-	-	-	-	-	-	-	-	-	-	-	-	-	-	-	-	-	-
Registration	70,908	3,545	-	-	43,666	-	43,666	-	-	-	-	43,666	27,242	-	-	27,242	-	-	-	-	-	-	27,242	70,908
PS	-	-	-	-	-	-	-	-	-	-	-	-	-	-	-	-	-	-	-	-	-	-	-	-
MOOE	44,182	2,209	-	-	43,666	-	43,666	-	-	-	-	43,666	516	-	-	516	-	-	-	-	-	-	516	44,182
CO	26,726	1,336	-	-	-	-	-	-	-	-	-	-	26,726	-	-	26,726	-	-	-	-	-	-	26,726	26,726
ES	-	-	-	-	-	-	-	-	-	-	-	-	-	-	-	-	-	-	-	-	-	-	-	-
PS	-	-	-	-	-	-	-	-	-	-	-	-	-	-	-	-	-	-	-	-	-	-	-	-
MOOE	-	-	-	-	-	-	-	-	-	-	-	-	-	-	-	-	-	-	-	-	-	-	-	-
CO	-	-	-	-	-	-	-	-	-	-	-	-	-	-	-	-	-	-	-	-	-	-	-	-

Prepared by:

 RONITO G. BERNGUEL
 Chief Accountant

Recommending Approval:

 CAPT ROMMEL GANAY MENDOZA
 Director, MFAS

Approved by:

 VADM N. B. VINGSON JR
 OIC - Office of the Administrator

Department of Transportation - Maritime Industry Authority
 FY 2020 Monthly Disbursement Program (For Comprehensive Release)
 (In Thousand Pesos)
 Fund 151 -Prior Years Appropriation


Particulars	Total Program	TRA	Net Program	Full Year Requirement																		Total	
				Quarter 1				Quarter 2				1st Sem NCA	Quarter 3				Quarter 4				2nd Sem NCA		
				Jan	Feb	Mar	Sub-total	Apr	May	Jun	Sub-total		Jul	Aug	Sep	Sub-total	Oct	Nov	Dec	Sub-total			
Agency Specific Budget	954	47	907	-	-	369	369	538	-	-	-	538	907	-	-	-	-	-	-	-	-	-	907
PS	-	-	-	-	-	-	-	-	-	-	-	-	-	-	-	-	-	-	-	-	-	-	-
MOOE	954	47	907	-	-	369	369	538	-	-	-	538	907	-	-	-	-	-	-	-	-	-	907
CO	-	-	-	-	-	-	-	-	-	-	-	-	-	-	-	-	-	-	-	-	-	-	-
GMS	-	-	-	-	-	-	-	-	-	-	-	-	-	-	-	-	-	-	-	-	-	-	-
PS	-	-	-	-	-	-	-	-	-	-	-	-	-	-	-	-	-	-	-	-	-	-	-
MOOE	-	-	-	-	-	-	-	-	-	-	-	-	-	-	-	-	-	-	-	-	-	-	-
CO	-	-	-	-	-	-	-	-	-	-	-	-	-	-	-	-	-	-	-	-	-	-	-
APB	-	-	-	-	-	-	-	-	-	-	-	-	-	-	-	-	-	-	-	-	-	-	-
PS	-	-	-	-	-	-	-	-	-	-	-	-	-	-	-	-	-	-	-	-	-	-	-
MOOE	-	-	-	-	-	-	-	-	-	-	-	-	-	-	-	-	-	-	-	-	-	-	-
CO	-	-	-	-	-	-	-	-	-	-	-	-	-	-	-	-	-	-	-	-	-	-	-
MISS	-	-	-	-	-	-	-	-	-	-	-	-	-	-	-	-	-	-	-	-	-	-	-
PS	-	-	-	-	-	-	-	-	-	-	-	-	-	-	-	-	-	-	-	-	-	-	-
MOOE	-	-	-	-	-	-	-	-	-	-	-	-	-	-	-	-	-	-	-	-	-	-	-
CO	-	-	-	-	-	-	-	-	-	-	-	-	-	-	-	-	-	-	-	-	-	-	-
PPS	-	-	-	-	-	-	-	-	-	-	-	-	-	-	-	-	-	-	-	-	-	-	-
PS	-	-	-	-	-	-	-	-	-	-	-	-	-	-	-	-	-	-	-	-	-	-	-
MOOE	-	-	-	-	-	-	-	-	-	-	-	-	-	-	-	-	-	-	-	-	-	-	-
CO	-	-	-	-	-	-	-	-	-	-	-	-	-	-	-	-	-	-	-	-	-	-	-
Registration	954	47	907	-	-	369	369	538	-	-	-	538	907	-	-	-	-	-	-	-	-	-	907
PS	-	-	-	-	-	-	-	-	-	-	-	-	-	-	-	-	-	-	-	-	-	-	-
MOOE	954	47	907	-	-	369	369	538	-	-	-	538	907	-	-	-	-	-	-	-	-	-	907
CO	-	-	-	-	-	-	-	-	-	-	-	-	-	-	-	-	-	-	-	-	-	-	-
ES	-	-	-	-	-	-	-	-	-	-	-	-	-	-	-	-	-	-	-	-	-	-	-
PS	-	-	-	-	-	-	-	-	-	-	-	-	-	-	-	-	-	-	-	-	-	-	-
MOOE	-	-	-	-	-	-	-	-	-	-	-	-	-	-	-	-	-	-	-	-	-	-	-
CO	-	-	-	-	-	-	-	-	-	-	-	-	-	-	-	-	-	-	-	-	-	-	-
Automatic Appropriations	-	-	-	-	-	-	-	-	-	-	-	-	-	-	-	-	-	-	-	-	-	-	-
PS	-	-	-	-	-	-	-	-	-	-	-	-	-	-	-	-	-	-	-	-	-	-	-
MOOE	-	-	-	-	-	-	-	-	-	-	-	-	-	-	-	-	-	-	-	-	-	-	-
CO	-	-	-	-	-	-	-	-	-	-	-	-	-	-	-	-	-	-	-	-	-	-	-
GMS	-	-	-	-	-	-	-	-	-	-	-	-	-	-	-	-	-	-	-	-	-	-	-
PS	-	-	-	-	-	-	-	-	-	-	-	-	-	-	-	-	-	-	-	-	-	-	-
MOOE	-	-	-	-	-	-	-	-	-	-	-	-	-	-	-	-	-	-	-	-	-	-	-
CO	-	-	-	-	-	-	-	-	-	-	-	-	-	-	-	-	-	-	-	-	-	-	-
APB	-	-	-	-	-	-	-	-	-	-	-	-	-	-	-	-	-	-	-	-	-	-	-
PS	-	-	-	-	-	-	-	-	-	-	-	-	-	-	-	-	-	-	-	-	-	-	-
MOOE	-	-	-	-	-	-	-	-	-	-	-	-	-	-	-	-	-	-	-	-	-	-	-
CO	-	-	-	-	-	-	-	-	-	-	-	-	-	-	-	-	-	-	-	-	-	-	-


Department of Transportation - Maritime Industry Authority
 FY 2020 Monthly Disbursement Program [For Comprehensive Release]
 (In Thousand Pesos)
 Fund 151 -Prior Years Appropriation

Particulars	Total Program	TRA	Net Program	Full Year Requirement																		2nd Sem NCA	Total	
				Quarter 1				Quarter 2				1st Sem NCA	Quarter 3				Quarter 4							
				Jan	Feb	Mar	Sub-total	Apr	May	Jun	Sub-total		Jul	Aug	Sep	Sub-total	Oct	Nov	Dec	Sub-total				
PS																								
MOOE																								
CO																								
PPS																								
PS																								
MOOE																								
CO																								
Registration																								
PS																								
MOOE																								
CO																								
ES																								
PS																								
MOOE																								
CO																								
TRA			47	3	3	3	9	3	3	3	9	18	3	3	3	9	14	3	3	20	29		47	
PS			47	3	3	3	9	3	3	3	9	18	3	3	3	9	14	3	3	20	29		47	
MOOE																								
CO																								
GMS																								
PS																								
MOOE																								
CO																								
APB																								
PS																								
MOOE																								
CO																								
MISS																								
PS																								
MOOE																								
CO																								
PPS																								
PS																								
MOOE																								
CO																								
Registration			47	3	3	3	9	3	3	3	9	18	3	3	3	9	14	3	3	20	29		47	
PS			47	3	3	3	9	3	3	3	9	18	3	3	3	9	14	3	3	20	29		47	
MOOE																								
CO																								

Department of Transportation - Maritime Industry Authority
 FY 2020 Monthly Disbursement Program (For Comprehensive Release)
 (In Thousand Pesos)
 Fund 151 - Prior Years Appropriation

Particulars	Total Program	TRA	Net Program	Full Year Requirement																		Total
				Quarter 1				Quarter 2				1st Sem NCA	Quarter 3				Quarter 4				2nd Sem NCA	
				Jan	Feb	Mar	Sub-total	Apr	May	Jun	Sub-total		Jul	Aug	Sep	Sub-total	Oct	Nov	Dec	Sub-total		
ES																						
PS																						
MOOE																						
CO																						
Total Disbursement Program	954	47	-	3	3	372	378	541	3	3	547	925	3	3	3	9	14	3	3	20	29	954
PS																						
MOOE																						
CO																						
GMS																						
PS																						
MOOE																						
CO																						
APB																						
PS																						
MOOE																						
CO																						
MISS																						
PS																						
MOOE																						
CO																						
PPS																						
PS																						
MOOE																						
CO																						
Registration																						
PS																						
MOOE																						
CO																						
ES																						
PS																						
MOOE																						
CO																						

Prepared by:

 RONICO E. BORIBIGUEL
 Chief Accountant

Recommending Approval:

 CAPT ROMMEL S. MENDOZA
 Director, MFAS

Approved by:

 VADM NARCISO A. VINGSON JR.
 OIC - Office of the Administrator