

MONTHLY REPORT OF DISBURSEMENTS
For the month of December 2019

Department: Department of Transportation
Agency: Maritime Industry Authority (MARINA)
Operating Unit: Central Office
Organization Code: 38 003 010000
Fund Cluster: 03 Special Account - Locally Funded



Particulars	Current Year Budget					Prior Year's Accounts Payable										TOTAL	SUB-TOTAL	Trust Liabilities				Grand Total					Remarks		
	PS	MOOE	FinEx	CO	TOTAL	PS	MOOE	FinEx	CO	Sub-Total	PS	MOOE	FinEx	CO	Sub-Total			PS	MOOE	CO	TOTAL	PS	MOOE	FinEx	CO	TOTAL			
	2	3	4	5	6=(2+3+4+5)	7	8	9	10	11=(7+8+9+10)	12	13	14	15	16=(12+13+14+15)			17=(11+16)	18=(6+17)	19	20	21	22=(19+20+21)	23	24	25		26	27=(23+24+25+26)
CASH DISBURSEMENTS		2,094,371.32			2,094,371.32		4,000.00			4,000.00					4,000.00	4,000.00	2,098,371.32	0.00	0.00	0.00	0.00				2,098,371.32		2,098,371.32		
Notice of Cash Allocation (NCA)		2,094,371.32			2,094,371.32		4,000.00			4,000.00					4,000.00	4,000.00	2,098,371.32	0.00	0.00	0.00	0.00				2,098,371.32		2,098,371.32		
MDS Checks Issued																													
Advice to Debit Account		1,172,885.24			1,172,885.24		4,000.00			4,000.00					4,000.00	4,000.00	2,098,371.32	0.00	0.00	0.00	0.00				2,098,371.32		2,098,371.32		
Notice of Transfer Allocations (NTA)	0.00	0.00	0.00	0.00	0.00	0.00	0.00	0.00	0.00	0.00	0.00	0.00	0.00	0.00	0.00	0.00	0.00	0.00	0.00	0.00	0.00	0.00	0.00	0.00	0.00	0.00	0.00	0.00	0.00
MDS Checks Issued		0.00	0.00	0.00	0.00	0.00	0.00	0.00	0.00	0.00	0.00	0.00	0.00	0.00	0.00	0.00	0.00	0.00	0.00	0.00	0.00	0.00	0.00	0.00	0.00	0.00	0.00	0.00	0.00
Advice to Debit Account		0.00	0.00	0.00	0.00	0.00	0.00	0.00	0.00	0.00	0.00	0.00	0.00	0.00	0.00	0.00	0.00	0.00	0.00	0.00	0.00	0.00	0.00	0.00	0.00	0.00	0.00	0.00	0.00
Working Fund for FAI	0.00	0.00	0.00	0.00	0.00	0.00	0.00	0.00	0.00	0.00	0.00	0.00	0.00	0.00	0.00	0.00	0.00	0.00	0.00	0.00	0.00	0.00	0.00	0.00	0.00	0.00	0.00	0.00	0.00
Cash Disbursement Ceiling (CDC)	0.00	0.00	0.00	0.00	0.00	0.00	0.00	0.00	0.00	0.00	0.00	0.00	0.00	0.00	0.00	0.00	0.00	0.00	0.00	0.00	0.00	0.00	0.00	0.00	0.00	0.00	0.00	0.00	0.00
TOTAL CASH DISBURSEMENTS		2,094,371.32	0		2,094,371.32	0	4,000.00	0		4,000.00					4,000.00	4,000.00	2,098,371.32	0.00	0.00	0.00	0.00				2,098,371.32	0	2,098,371.32		
NON-CASH DISBURSEMENTS																	50,788,703.62	0	0	0	0				50,788,703.62	0	50,788,703.62		
Tax Remittance Advice Issued (TRA)			0.00	0.00	17,062.50	0.00		0.00									17,062.50	0.00	0.00	0.00	0.00				17,062.50		17,062.50		
Non-Cash Availment Authority (NCAA)	0.00	0.00	0.00	0.00	0.00	0.00	0.00	0.00	0.00	0.00	0.00	0.00	0.00	0.00	0.00	0.00	0.00	0.00	0.00	0.00	0.00	0.00	0.00	0.00	0.00	0.00	0.00	0.00	0.00
Disbursements effected through outright deductions from claims (please specify...)	0.00	0.00	0.00	0.00	0.00	0.00	0.00	0.00	0.00	0.00	0.00	0.00	0.00	0.00	0.00	0.00	0.00	0.00	0.00	0.00	0.00	0.00	0.00	0.00	0.00	0.00	0.00	0.00	0.00
Overpayment of expenses (e.g. personnel benefits)	0.00	0.00	0.00	0.00	0.00	0.00	0.00	0.00	0.00	0.00	0.00	0.00	0.00	0.00	0.00	0.00	0.00	0.00	0.00	0.00	0.00	0.00	0.00	0.00	0.00	0.00	0.00	0.00	0.00
Restitution for loss of government property	0.00	0.00	0.00	0.00	0.00	0.00	0.00	0.00	0.00	0.00	0.00	0.00	0.00	0.00	0.00	0.00	0.00	0.00	0.00	0.00	0.00	0.00	0.00	0.00	0.00	0.00	0.00	0.00	0.00
Liquidated damages and similar claims	0.00	0.00	0.00	0.00	0.00	0.00	0.00	0.00	0.00	0.00	0.00	0.00	0.00	0.00	0.00	0.00	0.00	0.00	0.00	0.00	0.00	0.00	0.00	0.00	0.00	0.00	0.00	0.00	0.00
Others (TEF, BT, Documentary Stamp Tax, etc.)	0.00	0.00	0.00	0.00	0.00	0.00	0.00	0.00	0.00	0.00	0.00	0.00	0.00	0.00	0.00	0.00	0.00	0.00	0.00	0.00	0.00	0.00	0.00	0.00	0.00	0.00	0.00	0.00	0.00
TOTAL NON-CASH DISBURSEMENTS		17,062.50			17,062.50												17,062.50	0.00	0.00	0.00	0.00				17,062.50		17,062.50		
GRAND TOTAL		2,111,433.82			2,111,433.82	0.00	4,000.00			4,000.00					4,000.00	4,000.00	60,805,786.12	0.00	0.00	0.00	0.00				60,805,786.12	0.00	60,805,786.12		

SUMMARY

Particulars	Previous Report	This Month	As at Date
(1)	(2)	(3)	(4)
Total Disbursement Authorities Received	7,323,732.18	17,062.50	7,340,794.68
NCA	7,270,878.00	-	7,270,878.00
NTA	0.00	0.00	-
Working Fund	0.00	0.00	-
TRA	52,854.18	17,062.50	69,916.68
CDC	0.00	0.00	-
NCAA	0.00	0.00	-
Less: Notice of Transfer of Allocations (NTA) issued	-	-	1,514,148.00
Total Disbursement Authorities Available	7,323,732.18	1,497,085.50	5,826,646.68
Less:	0.00	0.00	-
Lapsed NCA	3,820.81	-	3,820.81
Disbursements	2,588,768.57	2,115,433.82	4,704,202.39
Less: Other Non-Cash Disbursements	0.00	0.00	-
Disbursements effected through outright deductions from claims	0.00	0.00	-
Overpayment of expenses (e.g. personnel benefits)	0.00	0.00	-
Restitution for loss of government property	0.00	0.00	-
Liquidated damages and similar claims	0.00	0.00	-
Others (e.g. TEF, BT, Docs Stamp, etc.)	0.00	0.00	-
Add/Less: Adjustments (e.g. cancelled/dated checks)	0.00	0.00	-
Balance of Disbursement Authorities as at date	4,731,142.80	3,612,519.32	1,118,623.48
Total Disbursements Program	7,323,732.18	1,497,085.50	5,826,646.68
Less: Actual Disbursements	2,582,589.38	2,115,433.82	4,704,023.20
(Over)/Under spending	4,731,142.80	3,612,519.32	1,118,623.48

Notes: * The use of NTA is discouraged
Notes: ** Amounts should tally with the grand total disbursement (column 27).

Certified Correct:

ROMULO G. BERINGUEL
Chief Accountant

Recommending Approval:

CAPT. ROMMEL JOHN MENDOZA
Director II, Management Financial

Approved By:

VADIM NARCISO A. VINSSON JR.
OIC-Office of the Administ.

MONTHLY REPORT OF DISBURSEMENTS
For the month of DECEMBER 2019


: Transportation
 : Maritime Industry Authority
 Unit : Region Office 1 & 2
 in Code (UACS) :
 outb Code (##sustered) : 01


PARTICULARS	CURRENT YEAR BUDGET					PRIOR YEAR'S BUDGET					SUB-TOTAL	TRUST LIABILITIES			GRAND TOTAL			Remarks
	PS	MOOE	Fin. Exp	CO	TOTAL	PRIOR YEAR'S ACCOUNTS PAYABLE		CURRENT YEAR'S ACCOUNTS PAYABLE		TOTAL		PS	MOOE	TOTAL	PS	MOOE	TOTAL	
						Sub-Total	Sub-Total											
1	2	3	4	5	6=(2+3+4+5)	7	8	11=(7+8+9+10)	10=(12+13+14+15)	17=(11+16)	18=(8+17)	19	20	22=(19+20+21)	23	24	27=(23+24+25+26)	28
Transfer Allocation (NCA) checks issued to Debit Account and (NCA Issued to BTr) since Advice Issued (TRA)	32,443.14	18,659.98	-	56,784.77	105,887.89	-	-	-	-	-	105,887.89	-	-	-	32,443.14	18,659.98	105,887.89	
	1,099,604.97	308,164.65	-	-	1,405,769.62	-	-	-	-	-	1,405,769.62	-	-	-	1,099,604.97	308,164.65	1,405,769.62	
	54,788.92	-	-	3,214.23	58,003.15	-	-	-	-	-	58,003.15	-	-	-	54,788.92	-	58,003.15	
TOTAL	1,186,837.03	327,824.63	-	59,999.00	1,569,660.66	-	-	-	-	-	1,569,660.66	-	-	-	1,186,837.03	327,824.63	1,569,660.66	

RY

	Previous Report	This Month	As of Date
Disbursement Authorities Received			
1/ NTA	12,304,698.00	694,500.00	13,389,198.00
Long Fund	568,471.13	58,003.15	626,474.28
VA			
ins (COT, BTr Docs Stamp, etc)			
office of Transfer Allocations (NTA) issued			
Disbursements Authorities Available	12,963,169.13	1,052,503.15	14,015,672.28
Speed NCA	77,400.85	1,043.27	78,444.12
Disbursements	12,367,547.70	1,569,660.66	13,937,208.36
Disbursements Authorities as of to date	519,220.78	(518,720.78)	

use of NTA is discouraged
amounts should tally

Certified Correct:

YAMERSA RIO L. PARENTELA
 Accountant I
 2/4/2020

Approved By:

ARSENIO A. LUCAS
 Regional Director, MRO 1&2
 2/4/2020

MONTHLY REPORT OF DISBURSEMENTS
For the month of DECEMBER 2010

ment : Transportation
 ing Unit : Maritime Industry Authority
 ation Code (MCS) : Region Office 1 & 2
 g Source Code (as clustered) : 161

PARTICULARS	CURRENT YEAR BUDGET					PRIOR YEAR'S BUDGET					SUB-TOTAL	TRUST LIABILITIES			GRAND TOTAL			Remarks
	PS	MOOE	Fin. Exp	CO	TOTAL	PRIOR YEAR'S ACCOUNTS PAYABLE		CURRENT YEAR'S ACCOUNTS PAYABLE		TOTAL		PS	MOOE	TOTAL	PS	MOOE	TOTAL	
						PS	MOOE	Sub-Total	Sub-Total									
1	2	3	4	5	6=(2+3+4+5)	7	8	11=(7+8+9+10)	10=(12+13+14+15)	17=(11+16)	18	20	22=(19+20+21)	23	24	27=(23+24+25+26)	28	
of Cash Allocation (NCA)																		
3 Checks Issued		305,349.85			305,349.85													
ice to Debt Account		365,995.69			365,995.69													
g Fund (NCA Issued to BTI)																		
ntance Advice Issued (TRA)		22,699.96			22,699.96													
TOTAL		604,045.30			604,045.30													

SUMMARY

	Previous Report	This Month	As of Date
Disbursement Authorities Received			
ICA / NTA	2,128,000.00	302,047.00	2,430,047.00
Working Fund			
RA	25,221.55	22,699.96	47,921.51
Notice of Transfer Allocations (NTA)* Issued			
Disbursements Authorities Available	2,153,221.55	324,746.96	2,477,968.51
Lapsed NCA Disbursements*	1,673,607.05	604,045.30	2,477,652.35
Balance of Disbursements Authorities as of date	479,614.50	(479,314.50)	

The use of NTA is discouraged
 Amounts should tally

Certified Correct:

Vanessa M. Parentela
VANESSA M. PARENTELA
 Accountant I
 2/4/2020

Approved By:

Enrico Arsenio M. Lucas
ENRICO ARSENIANO M. LUCAS
 Regional Director, Unit 1&2
 2/4/2020

MONTHLY REPORT OF DISBURSEMENTS
For the month of October 2019


Department: Department of Transportation
 Agency/Entity: Maritime Industry Authority (MARINA)
 Operating Unit: Regional Office - V
 Organization Code: 38 003 0300006
 Fund Cluster: 01 Regular Agency Fund


Particulars	Current Year Budget					Five Years Budget					Current Year Actuals FY2019					SUB-TOTAL		
	PS	MOOE	FEEx	CO	TOTAL	PS	MOOE	FEEx	CO	SUB-TOTAL	PS	MOOE	FEEx	CO	TOTAL			
	2	3	4	5	6(2+3+4+5)	7	8	9	10	11(7+8+9+10)	12	13	14	15	16(12+13+14+15)		17(11+16)	18(17+18)
CASH DISBURSEMENTS	2,636,827.02	3,528.83	0.00	0.00	2,677,355.85	0.00	0.00	0.00	0.00	0.00	0.00	1,496,277.20	0.00	0.00	1,496,277.20	1,496,277.20	1,496,277.20	1,496,277.20
Notice of Cash Advance (NCA)	2,636,827.02	3,528.83	0.00	0.00	2,677,355.85	0.00	0.00	0.00	0.00	0.00	0.00	1,496,277.20	0.00	0.00	1,496,277.20	1,496,277.20	1,496,277.20	1,496,277.20
MOS Check Issue	748,433.45	3,528.83	0.00	0.00	751,962.28	0.00	0.00	0.00	0.00	0.00	0.00	0.00	0.00	0.00	0.00	0.00	0.00	0.00
Notice to Debt Account	2,125,933.57	0.00	0.00	0.00	2,125,933.57	0.00	0.00	0.00	0.00	0.00	0.00	1,496,277.20	0.00	0.00	1,496,277.20	1,496,277.20	1,496,277.20	1,496,277.20
Notice of Transfer Allocation (NTA)	0.00	0.00	0.00	0.00	0.00	0.00	0.00	0.00	0.00	0.00	0.00	0.00	0.00	0.00	0.00	0.00	0.00	0.00
MOS Check Issue	0.00	0.00	0.00	0.00	0.00	0.00	0.00	0.00	0.00	0.00	0.00	0.00	0.00	0.00	0.00	0.00	0.00	0.00
Advance to Dept. Staff	0.00	0.00	0.00	0.00	0.00	0.00	0.00	0.00	0.00	0.00	0.00	0.00	0.00	0.00	0.00	0.00	0.00	0.00
Working Capital - FA	0.00	0.00	0.00	0.00	0.00	0.00	0.00	0.00	0.00	0.00	0.00	0.00	0.00	0.00	0.00	0.00	0.00	0.00
Cash Disbursement Voucher (CDV)	0.00	0.00	0.00	0.00	0.00	0.00	0.00	0.00	0.00	0.00	0.00	0.00	0.00	0.00	0.00	0.00	0.00	0.00
TOTAL CASH DISBURSEMENTS	2,636,827.02	3,528.83	0.00	0.00	2,677,355.85	0.00	0.00	0.00	0.00	0.00	0.00	1,496,277.20	0.00	0.00	1,496,277.20	1,496,277.20	1,496,277.20	1,496,277.20
NON-CASH DISBURSEMENTS	59,509.19	1,555.66	0.00	0.00	61,064.85	0.00	0.00	0.00	0.00	0.00	0.00	0.00	0.00	0.00	0.00	0.00	0.00	0.00
Tax Remittance Authorizations (TRA)	59,509.19	1,555.66	0.00	0.00	61,064.85	0.00	0.00	0.00	0.00	0.00	0.00	0.00	0.00	0.00	0.00	0.00	0.00	0.00
Non-Cash Adjustment Agency (NCAA)	0.00	0.00	0.00	0.00	0.00	0.00	0.00	0.00	0.00	0.00	0.00	0.00	0.00	0.00	0.00	0.00	0.00	0.00
Discussions effected through outright deductions from (debits)	0.00	0.00	0.00	0.00	0.00	0.00	0.00	0.00	0.00	0.00	0.00	0.00	0.00	0.00	0.00	0.00	0.00	0.00
Restoration for loss of government property	0.00	0.00	0.00	0.00	0.00	0.00	0.00	0.00	0.00	0.00	0.00	0.00	0.00	0.00	0.00	0.00	0.00	0.00
Liquidated damages and other claims	0.00	0.00	0.00	0.00	0.00	0.00	0.00	0.00	0.00	0.00	0.00	0.00	0.00	0.00	0.00	0.00	0.00	0.00
Others (e.g. IEF, RTI, Debt Service, etc.)	0.00	0.00	0.00	0.00	0.00	0.00	0.00	0.00	0.00	0.00	0.00	0.00	0.00	0.00	0.00	0.00	0.00	0.00
Adjusters: Adjustments (e.g. cancelled checks)	0.00	0.00	0.00	0.00	0.00	0.00	0.00	0.00	0.00	0.00	0.00	0.00	0.00	0.00	0.00	0.00	0.00	0.00
Balance of Disbursement Authorities as at date	0.00	0.00	0.00	0.00	0.00	0.00	0.00	0.00	0.00	0.00	0.00	0.00	0.00	0.00	0.00	0.00	0.00	0.00
Total Disbursements Program	0.00	0.00	0.00	0.00	0.00	0.00	0.00	0.00	0.00	0.00	0.00	0.00	0.00	0.00	0.00	0.00	0.00	0.00
Less: Actual Disbursements	0.00	0.00	0.00	0.00	0.00	0.00	0.00	0.00	0.00	0.00	0.00	0.00	0.00	0.00	0.00	0.00	0.00	0.00
(Over)/Under spending	0.00	0.00	0.00	0.00	0.00	0.00	0.00	0.00	0.00	0.00	0.00	0.00	0.00	0.00	0.00	0.00	0.00	0.00

SUMMARY

Particulars (A)	Previous Report (B)	This Month (C)	As of Date (D)
Total Disbursement Authority Available	0.00	0.00	0.00
NTA	0.00	0.00	0.00
NTA	0.00	0.00	0.00
Working Capital	0.00	0.00	0.00
TRA	0.00	0.00	0.00
CDV	0.00	0.00	0.00
NCAA	0.00	0.00	0.00
Less: Notice of Transfer of Allocation (NTA) Issued	0.00	0.00	0.00
Total Disbursement Authority Available	0.00	0.00	0.00
Less:	0.00	0.00	0.00
Liquidated Damages	0.00	0.00	0.00
Disbursements:	0.00	0.00	0.00
Less: Other Non-Cash Disbursements	0.00	0.00	0.00
Discussions effected through outright deductions from (debits)	0.00	0.00	0.00
Overpayment of expenses (e.g. personal benefits)	0.00	0.00	0.00
Restoration for loss of government property	0.00	0.00	0.00
Liquidated damages and other claims	0.00	0.00	0.00
Others (e.g. IEF, RTI, Debt Service, etc.)	0.00	0.00	0.00
Adjusters: Adjustments (e.g. cancelled checks)	0.00	0.00	0.00
Balance of Disbursement Authorities as at date	0.00	0.00	0.00
Total Disbursements Program	0.00	0.00	0.00
Less: Actual Disbursements	0.00	0.00	0.00
(Over)/Under spending	0.00	0.00	0.00

Notes: * The use of NTA is discouraged
 Notes: ** Amounts should tally with the grand total disbursement (column 27)

Certified Correct:

 CARGULLO, RENE ASAYTUNO
 Date: 29 Jan 2020

Recommended Approval:

 BELLECE, NOREEN DROBIO
 Date: 29 Jan 2020

MONTHLY REPORT OF DISBURSEMENTS
For the month of October 2020

Department: Department of Transportation
Agency/Entity: Maritime Industry Authority (MA PHA)
Operating Unit: Regional Office - VI
Organization Code: 01 001 0300006
Fund Cluster: 01 Regular Agency Fund

Program #	Current Year Budget					Four Year's Advance Payment					Four Year's Support					Current Year's Accounts Payable					TOTAL	True Budget					Remarks
	PS	MOOE	FUEL	CC	TOTAL	PS	MOOE	FUEL	CC	Sub-Total	PS	MOOE	FUEL	CC	Sub-Total	PS	MOOE	CC	TOTAL	PS		MOOE	FUEL	CC	TOTAL		
1	2	3	4	5	6	7	8	9	10	11	12	13	14	15	16	17	18	19	20	21	22	23	24	25	26		
1	2	3	4	5	6	7	8	9	10	11	12	13	14	15	16	17	18	19	20	21	22	23	24	25	26		
1	2	3	4	5	6	7	8	9	10	11	12	13	14	15	16	17	18	19	20	21	22	23	24	25	26		
1	2	3	4	5	6	7	8	9	10	11	12	13	14	15	16	17	18	19	20	21	22	23	24	25	26		
1	2	3	4	5	6	7	8	9	10	11	12	13	14	15	16	17	18	19	20	21	22	23	24	25	26		
1	2	3	4	5	6	7	8	9	10	11	12	13	14	15	16	17	18	19	20	21	22	23	24	25	26		
1	2	3	4	5	6	7	8	9	10	11	12	13	14	15	16	17	18	19	20	21	22	23	24	25	26		
1	2	3	4	5	6	7	8	9	10	11	12	13	14	15	16	17	18	19	20	21	22	23	24	25	26		
1	2	3	4	5	6	7	8	9	10	11	12	13	14	15	16	17	18	19	20	21	22	23	24	25	26		
1	2	3	4	5	6	7	8	9	10	11	12	13	14	15	16	17	18	19	20	21	22	23	24	25	26		
1	2	3	4	5	6	7	8	9	10	11	12	13	14	15	16	17	18	19	20	21	22	23	24	25	26		
1	2	3	4	5	6	7	8	9	10	11	12	13	14	15	16	17	18	19	20	21	22	23	24	25	26		
1	2	3	4	5	6	7	8	9	10	11	12	13	14	15	16	17	18	19	20	21	22	23	24	25	26		
1	2	3	4	5	6	7	8	9	10	11	12	13	14	15	16	17	18	19	20	21	22	23	24	25	26		
1	2	3	4	5	6	7	8	9	10	11	12	13	14	15	16	17	18	19	20	21	22	23	24	25	26		
1	2	3	4	5	6	7	8	9	10	11	12	13	14	15	16	17	18	19	20	21	22	23	24	25	26		
1	2	3	4	5	6	7	8	9	10	11	12	13	14	15	16	17	18	19	20	21	22	23	24	25	26		
1	2	3	4	5	6	7	8	9	10	11	12	13	14	15	16	17	18	19	20	21	22	23	24	25	26		
1	2	3	4	5	6	7	8	9	10	11	12	13	14	15	16	17	18	19	20	21	22	23	24	25	26		
1	2	3	4	5	6	7	8	9	10	11	12	13	14	15	16	17	18	19	20	21	22	23	24	25	26		
1	2	3	4	5	6	7	8	9	10	11	12	13	14	15	16	17	18	19	20	21	22	23	24	25	26		
1	2	3	4	5	6	7	8	9	10	11	12	13	14	15	16	17	18	19	20	21	22	23	24	25	26		
1	2	3	4	5	6	7	8	9	10	11	12	13	14	15	16	17	18	19	20	21	22	23	24	25	26		
1	2	3	4	5	6	7	8	9	10	11	12	13	14	15	16	17	18	19	20	21	22	23	24	25	26		
1	2	3	4	5	6	7	8	9	10	11	12	13	14	15	16	17	18	19	20	21	22	23	24	25	26		
1	2	3	4	5	6	7	8	9	10	11	12	13	14	15	16	17	18	19	20	21	22	23	24	25	26		
1	2	3	4	5	6	7	8	9	10	11	12	13	14	15	16	17	18	19	20	21	22	23	24	25	26		
1	2	3	4	5	6	7	8	9	10	11	12	13	14	15	16	17	18	19	20	21	22	23	24	25	26		
1	2	3	4	5	6	7	8	9	10	11	12	13	14	15	16	17	18	19	20	21	22	23	24	25	26		
1	2	3	4	5	6	7	8	9	10	11	12	13	14	15	16	17	18	19	20	21	22	23	24	25	26		
1	2	3	4	5	6	7	8	9	10	11	12	13	14	15	16	17	18	19	20	21	22	23	24	25	26		
1	2	3	4	5	6	7	8	9	10	11	12	13	14	15	16	17	18	19	20	21	22	23	24	25	26		
1	2	3	4	5	6	7	8	9	10	11	12	13	14	15	16	17	18	19	20	21	22	23	24	25	26		
1	2	3	4	5	6	7	8	9	10	11	12	13	14	15	16	17	18	19	20	21	22	23	24	25	26		
1	2	3	4	5	6	7	8	9	10	11	12	13	14	15	16	17	18	19	20	21	22	23	24	25	26		
1	2	3	4	5	6	7	8	9	10	11	12	13	14	15	16	17	18	19	20	21	22	23	24	25	26		
1	2	3	4	5	6	7	8	9	10	11	12	13	14	15	16	17	18	19	20	21	22	23	24	25	26		
1	2	3	4	5	6	7	8	9	10	11	12	13	14	15	16	17	18	19	20	21	22	23	24	25	26		
1	2	3	4	5	6	7	8	9	10	11	12	13	14	15	16	17	18	19	20	21	22	23	24	25	26		
1	2	3	4	5	6	7	8	9	10	11	12	13	14	15	16	17	18	19	20	21	22	23	24	25	26		
1	2	3	4	5	6	7	8	9	10	11	12	13	14	15	16	17	18	19	20	21	22	23	24	25	26		
1	2	3	4	5	6	7	8	9	10	11	12	13	14	15	16	17	18	19	20	21	22	23	24	25	26		
1	2	3	4	5	6	7	8	9	10	11	12	13	14	15	16	17	18	19	20	21	22	23	24	25	26		
1	2	3	4	5	6	7	8	9	10	11	12	13	14	15	16	17	18	19	20	21	22	23	24	25	26		
1	2	3	4	5	6	7	8	9	10	11	12	13	14	15	16	17	18	19	20	21	22	23	24	25	26		
1	2	3	4	5	6	7	8	9	10	11	12	13	14	15	16	17	18	19	20	21	22	23	24	25	26		
1	2	3	4	5	6	7	8	9	10	11	12	13	14	15	16	17	18	19	20	21	22	23	24	25	26		
1	2	3	4	5	6	7	8	9	10	11	12	13	14	15	16	17	18	19	20	21	22	23	24	25	26		
1	2	3	4	5	6	7	8	9	10	11	12	13	14	15	16	17	18	19	20	21	22	23	24	25	26		
1	2	3	4	5	6	7	8	9	10	11	12	13	14	15	16	17	18	19	20	21	22	23	24	25	26		
1	2	3	4	5	6	7	8	9	10	11	12	13	14	15	16	17	18	19	20	21	22	23	24	25	26		
1	2	3	4	5	6	7	8	9	10	11	12	13	14	15	16	17	18	19	20	21	22	23	24	25	26		
1	2	3	4	5	6	7	8	9	10	11	12	13	14	15	16	17	18	19	20	21	22	23	24	25	26		
1	2	3	4	5	6	7	8	9	10	11	12	13	14	15	16	17	18	19	20	21	22	23	24	25	26		
1	2	3	4	5	6	7	8	9	10	11	12	13	14	15	16	17	18	19	20	21	22	23	24	25	26		
1	2	3	4	5	6	7	8	9	10	11	12	13	14	15	16	17	18	19	20	21	22	23	24	25	26		
1	2	3	4	5	6	7	8	9	10	11	12	13	14	15	16	17	18	19	20	21	22	23	24	25	26		
1	2	3	4	5	6	7	8	9	10	11	12	13	14	15	16	17	18	19	20	21							

Year's Accounts Payable			TOTAL	SUB-TOTAL	Trust Liabilities				Grand Total					Remarks
FinEx	CO	Sub-Total			PS	MOOE	CO	TOTAL	PS	MOOE	FinEx	CO	TOTAL	
14	15	16=(12+13+14+15)	17=(11+16)	18=(6+17)	19	20	21	22=(19+20+21)	23	24	25	26	27=(23+24+25+26)	28
0.00	0.00	0.00	0.00	1,686,280.09	0.00	0.00	0.00	0.00	1,117,112.60	569,167.49	0.00	0.00	1,686,280.09	
0.00	0.00	0.00	0.00	1,686,280.09	0.00	0.00	0.00	0.00	1,117,112.60	569,167.49	0.00	0.00	1,686,280.09	
0.00	0.00	0.00	0.00	791,883.36	0.00	0.00	0.00	0.00	404,114.19	587,769.19	0.00	0.00	791,883.36	
0.00	0.00	0.00	0.00	894,396.71	0.00	0.00	0.00	0.00	712,996.41	181,398.30	0.00	0.00	894,396.71	
0.00	0.00	0.00	0.00	0.00	0.00	0.00	0.00	0.00	0.00	0.00	0.00	0.00	0.00	
0.00	0.00	0.00	0.00	0.00	0.00	0.00	0.00	0.00	0.00	0.00	0.00	0.00	0.00	
0.00	0.00	0.00	0.00	0.00	0.00	0.00	0.00	0.00	0.00	0.00	0.00	0.00	0.00	
0.00	0.00	0.00	0.00	0.00	0.00	0.00	0.00	0.00	0.00	0.00	0.00	0.00	0.00	
0.00	0.00	0.00	0.00	0.00	0.00	0.00	0.00	0.00	0.00	0.00	0.00	0.00	0.00	
0.00	0.00	0.00	0.00	1,686,280.09	0.00	0.00	0.00	0.00	1,117,112.60	569,167.49	0.00	0.00	1,686,280.09	
0.00	0.00	0.00	0.00	63,188.07	0.00	0.00	0.00	0.00	39,434.62	23,753.45	0.00	0.00	63,188.07	
0.00	0.00	0.00	0.00	63,188.07	0.00	0.00	0.00	0.00	39,434.62	23,753.45	0.00	0.00	63,188.07	
0.00	0.00	0.00	0.00	0.00	0.00	0.00	0.00	0.00	0.00	0.00	0.00	0.00	0.00	
0.00	0.00	0.00	0.00	0.00	0.00	0.00	0.00	0.00	0.00	0.00	0.00	0.00	0.00	
0.00	0.00	0.00	0.00	0.00	0.00	0.00	0.00	0.00	0.00	0.00	0.00	0.00	0.00	
0.00	0.00	0.00	0.00	0.00	0.00	0.00	0.00	0.00	0.00	0.00	0.00	0.00	0.00	
0.00	0.00	0.00	0.00	0.00	0.00	0.00	0.00	0.00	0.00	0.00	0.00	0.00	0.00	
0.00	0.00	0.00	0.00	0.00	0.00	0.00	0.00	0.00	0.00	0.00	0.00	0.00	0.00	
0.00	0.00	0.00	0.00	63,188.07	0.00	0.00	0.00	0.00	39,434.62	23,753.45	0.00	0.00	63,188.07	
0.00	0.00	0.00	0.00	1,749,468.16	0.00	0.00	0.00	0.00	1,156,547.22	592,920.94	0.00	0.00	1,749,468.16	

SUMMARY


Particulars (1)	Previous Report (2)	This Month (3)	As at Date (4)
Total Disbursement Authorities Received	54,035,841.70	15,146,188.07	69,182,029.77
NCA	53,262,763.00	15,083,000.00	68,345,763.00
NFA	152,000.00	0.00	152,000.00
Working Fund	0.00	0.00	0.00
TRA	621,058.70	63,188.07	684,246.77
CDC	0.00	0.00	0.00
NCAA	0.00	0.00	0.00
Less: Notice of Transfer of Allocations (NTA)* issued	0.00	0.00	0.00
Total Disbursement Authorities Available	54,035,841.70	15,146,188.07	69,182,029.77
Less:	0.00	0.00	0.00
Lapsed NCA	341.32	0.00	341.32
Disbursements	54,035,500.38	1,749,468.16	55,784,968.54
Less: Other Non-Cash Disbursements	0.00	0.00	0.00
Disbursements effected through outright deductions from claims	0.00	0.00	0.00
Overpayment of expenses (e.g. personnel benefits)	0.00	0.00	0.00
Restitution for loss of government property	0.00	0.00	0.00
Liquidated damages and similar claims	0.00	0.00	0.00
Others (e.g. TEF, BTr, Docs Stamp, etc.)	0.00	0.00	0.00
Add/Less: Adjustments (e.g. cancelled/stated checks)	0.00	0.00	0.00
Balance of Disbursement Authorities as at date	0.00	13,396,719.91	13,396,719.91
Total Disbursements Program	54,035,841.70	15,146,188.07	69,182,029.77
Less: *Actual Disbursements	54,035,500.38	1,749,468.16	55,784,968.54
(Over)/Under spending	341.32	13,396,719.91	13,397,061.23

Notes: * The use of NTA is discouraged
 Notes: ** Amounts should tally with the grand total disbursement (column 27).


Certified Correct:


 MARIVIC S. RAMOS
 Date: 31 January 2020

Recommending Approval:


 MA. SHEENA MAE P. GARIANDO
 Date: 31 January 2020

Approved By:


 ENGR. RODULITO P. PANER
 Date: 31 January 2020

DISBURSEMENTS
 November 2019

Payable		TOTAL	SUB-TOTAL	Trust Liabilities				Grand Total					Remarks
CO	Sub-Total			PS	MOOE	CO	TOTAL	PS	MOOE	FinEx	CO	TOTAL	
15	16=(12+13+14+15)	17=(11+16)	18=(6+17)	19	20	21	22=(19+20+21)	23	24	25	26	27=(23+24+25+26)	28
0.00	0.00	0.00	3,095,871.35	0.00	0.00	0.00	0.00	1,532,889.12	427,302.23	0.00	1,135,630.00	3,095,871.35	
0.00	0.00	0.00	3,095,871.35	0.00	0.00	0.00	0.00	1,532,889.12	427,302.23	0.00	1,135,630.00	3,095,871.35	
0.00	0.00	0.00	1,558,219.85	0.00	0.00	0.00	0.00	65,757.12	356,782.73	0.00	1,135,630.00	1,558,219.85	
0.00	0.00	0.00	1,537,651.50	0.00	0.00	0.00	0.00	1,467,132.00	70,519.50	0.00	0.00	1,537,651.50	
0.00	0.00	0.00	0.00	0.00	0.00	0.00	0.00	0.00	0.00	0.00	0.00	0.00	
0.00	0.00	0.00	0.00	0.00	0.00	0.00	0.00	0.00	0.00	0.00	0.00	0.00	
0.00	0.00	0.00	0.00	0.00	0.00	0.00	0.00	0.00	0.00	0.00	0.00	0.00	
0.00	0.00	0.00	0.00	0.00	0.00	0.00	0.00	0.00	0.00	0.00	0.00	0.00	
0.00	0.00	0.00	0.00	0.00	0.00	0.00	0.00	0.00	0.00	0.00	0.00	0.00	
0.00	0.00	0.00	3,095,871.35	0.00	0.00	0.00	0.00	1,532,889.12	427,302.23	0.00	1,135,630.00	3,095,871.35	
0.00	0.00	0.00	62,029.15	0.00	0.00	0.00	0.00	38,915.22	23,113.93	0.00	0.00	62,029.15	
0.00	0.00	0.00	62,029.15	0.00	0.00	0.00	0.00	38,915.22	23,113.93	0.00	0.00	62,029.15	
0.00	0.00	0.00	0.00	0.00	0.00	0.00	0.00	0.00	0.00	0.00	0.00	0.00	
0.00	0.00	0.00	0.00	0.00	0.00	0.00	0.00	0.00	0.00	0.00	0.00	0.00	
0.00	0.00	0.00	0.00	0.00	0.00	0.00	0.00	0.00	0.00	0.00	0.00	0.00	
0.00	0.00	0.00	0.00	0.00	0.00	0.00	0.00	0.00	0.00	0.00	0.00	0.00	
0.00	0.00	0.00	0.00	0.00	0.00	0.00	0.00	0.00	0.00	0.00	0.00	0.00	
0.00	0.00	0.00	0.00	0.00	0.00	0.00	0.00	0.00	0.00	0.00	0.00	0.00	
0.00	0.00	0.00	62,029.15	0.00	0.00	0.00	0.00	38,915.22	23,113.93	0.00	0.00	62,029.15	
0.00	0.00	0.00	3,157,900.50	0.00	0.00	0.00	0.00	1,571,804.34	450,416.16	0.00	1,135,630.00	3,157,900.50	

SUMMARY

Particulars (1)	Previous Report (2)	This Month (3)	As at Date (4)
Total Disbursement Authorities Received	69,182,029.77	8,229,029.15	77,411,058.92
NCA	68,345,783.00	8,167,000.00	76,512,783.00
NTA	152,000.00	0.00	152,000.00
Working Fund	0.00	0.00	0.00
TRA	694,246.77	62,029.15	746,275.92
CDC	0.00	0.00	0.00
NCAA	0.00	0.00	0.00
Less: Notice of Transfer of Allocations (NTA)* issued	0.00	0.00	0.00
Total Disbursement Authorities Available	69,182,029.77	8,229,029.15	77,411,058.92
Leas	0.00	0.00	0.00
Lapsed NCA	341.32	0.00	341.32
Disbursements	55,784,968.54	3,157,900.50	58,942,869.04
Less: Other Non-Cash Disbursements	0.00	0.00	0.00
Disbursements effected through outright deductions from claims	0.00	0.00	0.00
Overpayment of expenses (e.g. personnel benefits)	0.00	0.00	0.00
Restitution for loss of government property	0.00	0.00	0.00
Liquidated damages and similar claims	0.00	0.00	0.00
Others (e.g. TEF, BTr, Docs Stamp, etc.)	0.00	0.00	0.00
Add/Less: Adjustments (e.g. cancelled/staled checks)	0.00	0.00	0.00
Balance of Disbursement Authorities as at date	13,396,719.91	5,071,128.65	18,467,848.56
Total Disbursements Program	69,182,029.77	8,229,029.15	77,411,058.92
Less: *Actual Disbursements	55,784,968.54	3,157,900.50	58,942,869.04
(Over)/Under spending	13,397,061.23	5,071,128.65	18,468,189.88

Notes: * The use of NTA is discouraged

Notes: ** Amounts should tally with the grand total disbursement (column 27).

Certified Correct:

MARVIC S. RAMOS

Date: 31 January 2020

Recommending Approval:

MA. SHEENA MAE P. GARIENDO

Date: 31 January 2020

Approved By:

ENGR. RODOLFO B. BANER

Date: 31 January 2020

*Lyable		TOTAL	SUB-TOTAL	Trust Liabilities				Grand Total				Remarks	
CO	Sub-Total			PS	MOOE	CO	TOTAL	PS	MOOE	FinEx	CO		TOTAL
15	16=(12+13+14+15)	17=(11+16)	18=(6+17)	19	20	21	22=(19+20+21)	23	24	25	26	27=(23+24+25+26)	28
0.00	0.00	0.00	23,594,227.25	0.00	0.00	0.00	0.00	2,594,411.12	590,825.39	0.00	20,408,990.74	23,594,227.25	
0.00	0.00	0.00	23,594,227.25	0.00	0.00	0.00	0.00	2,594,411.12	590,825.39	0.00	20,408,990.74	23,594,227.25	
0.00	0.00	0.00	22,033,863.00	0.00	0.00	0.00	0.00	1,262,751.58	362,120.68	0.00	20,408,990.74	22,033,863.00	
0.00	0.00	0.00	1,560,364.25	0.00	0.00	0.00	0.00	1,331,659.54	228,704.71	0.00	0.00	1,560,364.25	
0.00	0.00	0.00	0.00	0.00	0.00	0.00	0.00	0.00	0.00	0.00	0.00	0.00	
0.00	0.00	0.00	0.00	0.00	0.00	0.00	0.00	0.00	0.00	0.00	0.00	0.00	
0.00	0.00	0.00	0.00	0.00	0.00	0.00	0.00	0.00	0.00	0.00	0.00	0.00	
0.00	0.00	0.00	0.00	0.00	0.00	0.00	0.00	0.00	0.00	0.00	0.00	0.00	
0.00	0.00	0.00	0.00	0.00	0.00	0.00	0.00	0.00	0.00	0.00	0.00	0.00	
0.00	0.00	0.00	23,594,227.25	0.00	0.00	0.00	0.00	2,594,411.12	590,825.39	0.00	20,408,990.74	23,594,227.25	
0.00	0.00	0.00	82,416.48	0.00	0.00	0.00	0.00	49,830.71	23,752.72	0.00	8,773.05	82,416.48	
0.00	0.00	0.00	82,416.48	0.00	0.00	0.00	0.00	49,830.71	23,752.72	0.00	8,773.05	82,416.48	
0.00	0.00	0.00	0.00	0.00	0.00	0.00	0.00	0.00	0.00	0.00	0.00	0.00	
0.00	0.00	0.00	0.00	0.00	0.00	0.00	0.00	0.00	0.00	0.00	0.00	0.00	
0.00	0.00	0.00	0.00	0.00	0.00	0.00	0.00	0.00	0.00	0.00	0.00	0.00	
0.00	0.00	0.00	0.00	0.00	0.00	0.00	0.00	0.00	0.00	0.00	0.00	0.00	
0.00	0.00	0.00	0.00	0.00	0.00	0.00	0.00	0.00	0.00	0.00	0.00	0.00	
0.00	0.00	0.00	0.00	0.00	0.00	0.00	0.00	0.00	0.00	0.00	0.00	0.00	
0.00	0.00	0.00	82,416.48	0.00	0.00	0.00	0.00	49,830.71	23,752.72	0.00	8,773.05	82,416.48	
0.00	0.00	0.00	23,676,643.73	0.00	0.00	0.00	0.00	2,644,301.83	614,578.11	0.00	20,417,763.79	23,676,643.73	

Particulars (1)	Previous Report (2)	This Month (3)	As at Date (4)
Total Disbursement Authorities Received	77,411,058.92	5,682,916.48	83,093,975.40
NCA	76,512,783.00	4,983,000.00	81,495,783.00
NTA	152,000.00	617,500.00	769,500.00
Working Fund	0.00	0.00	0.00
TRA	746,275.92	82,416.48	828,692.40
CDC	0.00	0.00	0.00
NCAA	0.00	0.00	0.00
Less: Notice of Transfer of Allocations (NTA)* issued	0.00	(-474,000.00)	(-474,000.00)
Total Disbursement Authorities Available	77,411,058.92	5,208,916.48	82,619,975.40
Less:	0.00	0.00	0.00
Lapsed NCA	341.32	121.31	462.63
Disbursements	58,942,869.04	23,676,643.73	82,619,512.77
Less: Other Non-Cash Disbursements	0.00	0.00	0.00
Disbursements effected through outright deductions from claims	0.00	0.00	0.00
Overpayment of expenses (e.g. personnel benefits)	0.00	0.00	0.00
Restitution for loss of government property	0.00	0.00	0.00
Liquidated damages and similar claims	0.00	0.00	0.00
Others (e.g. TEF, BTr, Docs Stamp, etc.)	0.00	0.00	0.00
Add/Less: Adjustments (e.g. cancelled/staled checks)	0.00	0.00	0.00
Balance of Disbursement Authorities as at date	18,467,848.56	(-18,467,848.56)	0.00
Total Disbursements Program	77,411,058.91	5,208,916.48	82,619,975.39
Less: *Actual Disbursements	1	23,676,643.73	82,619,512.76
(Over)/Under spending	18,468,189.88	(-18,467,727.25)	462.63

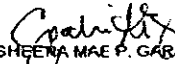
Notes: * The use of NTA is discouraged
 Notes: ** Amounts should tally with the grand total disbursement (column 27).

Certified Correct:


 MARIVIC S. RAMOS


Date: 31 January 2020

Recommending Approval:


 MA. SHEENA MAE P. GABANDO

Date: 31 January 2020

Approved By:


 ENGR. RODRILIO P. PANER


Date: 31 January 2020

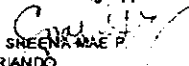
Payable		TOTAL	SUB-TOTAL	Trust Liabilities				Grand Total					Remarks	
CO	Sub-Total			PS	MOOE	CO	TOTAL	PS	MOOE	FinEx	CO	TOTAL		
16	16=(12+13+14+15)	17=(14+16)	18=(8+17)	19	20	21	22=(18+20+21)	23	24	25	26	27=(23+24+25+26)	28	
0.00	0.00	0.00	701,409.55	0.00	0.00	0.00	0.00	0.00	701,409.55	0.00	0.00	0.00	701,409.55	
0.00	0.00	0.00	701,409.55	0.00	0.00	0.00	0.00	0.00	701,409.55	0.00	0.00	0.00	701,409.55	
0.00	0.00	0.00	441,567.48	0.00	0.00	0.00	0.00	0.00	441,567.48	0.00	0.00	0.00	441,567.48	
0.00	0.00	0.00	259,842.07	0.00	0.00	0.00	0.00	0.00	259,842.07	0.00	0.00	0.00	259,842.07	
0.00	0.00	0.00	0.00	0.00	0.00	0.00	0.00	0.00	0.00	0.00	0.00	0.00	0.00	
0.00	0.00	0.00	0.00	0.00	0.00	0.00	0.00	0.00	0.00	0.00	0.00	0.00	0.00	
0.00	0.00	0.00	0.00	0.00	0.00	0.00	0.00	0.00	0.00	0.00	0.00	0.00	0.00	
0.00	0.00	0.00	0.00	0.00	0.00	0.00	0.00	0.00	0.00	0.00	0.00	0.00	0.00	
0.00	0.00	0.00	0.00	0.00	0.00	0.00	0.00	0.00	0.00	0.00	0.00	0.00	0.00	
0.00	0.00	0.00	701,409.55	0.00	0.00	0.00	0.00	0.00	701,409.55	0.00	0.00	0.00	701,409.55	
0.00	0.00	0.00	21,811.86	0.00	0.00	0.00	0.00	0.00	21,811.86	0.00	0.00	0.00	21,811.86	
0.00	0.00	0.00	21,811.86	0.00	0.00	0.00	0.00	0.00	21,811.86	0.00	0.00	0.00	21,811.86	
0.00	0.00	0.00	0.00	0.00	0.00	0.00	0.00	0.00	0.00	0.00	0.00	0.00	0.00	
0.00	0.00	0.00	0.00	0.00	0.00	0.00	0.00	0.00	0.00	0.00	0.00	0.00	0.00	
0.00	0.00	0.00	0.00	0.00	0.00	0.00	0.00	0.00	0.00	0.00	0.00	0.00	0.00	
0.00	0.00	0.00	0.00	0.00	0.00	0.00	0.00	0.00	0.00	0.00	0.00	0.00	0.00	
0.00	0.00	0.00	0.00	0.00	0.00	0.00	0.00	0.00	0.00	0.00	0.00	0.00	0.00	
0.00	0.00	0.00	0.00	0.00	0.00	0.00	0.00	0.00	0.00	0.00	0.00	0.00	0.00	
0.00	0.00	0.00	21,811.86	0.00	0.00	0.00	0.00	0.00	21,811.86	0.00	0.00	0.00	21,811.86	
0.00	0.00	0.00	723,221.41	0.00	0.00	0.00	0.00	0.00	723,221.41	0.00	0.00	0.00	723,221.41	

SUMMARY

Particulars (1)	Previous Report (2)	This Month (3)	As at Date (4)
Total Disbursement Authorities Received	1 631 250 95	21 311 86	1 703 062 81
NCA	1 653 333 00	0 00	1 653 333 00
NTA	0 00	0 00	0 00
Working Funds	0 00	0 00	0 00
TRA	27 917 95	21 311 86	45 729 81
CCC	0 00	0 00	0 00
NCA-A	0 00	0 00	0 00
Less: "Place of Transfer of Allocations (NTA)" issued	0 00	0 00	0 00
Total Disbursement Authorities Available	1 631 250 95	21 311 86	1 703 062 81
Less:	0 00	0 00	0 00
Lapses/NCA	0 50	0 00	0 50
Disbursements	979 840 90	723 221 41	1 703 062 31
Less: Other Non-Cash Disbursements	0 00	0 00	0 00
Disbursements effected through outright deductions from claims:	0 00	0 00	0 00
Overpayment of expenses (e.g. personnel benefits)	0 00	0 00	0 00
Restitution for loss of government property	0 00	0 00	0 00
Liquated damages and similar claims	0 00	0 00	0 00
Others (e.g. TEF, BT, Docs Stamp, etc.)	0 00	0 00	0 00
Acc./Less: Adjustments (e.g. cancelled/stated checks)	0 00	0 00	0 00
Balance of Disbursement Authorities as at date	731 409 55	(-701 409 55)	0 00
Total Disbursements Program	1 631 250 95	21 311 86	1 703 062 81
Less: *Actual Disbursements	979 840 90	723 221 41	1 703 062 31
(Over)/Under spending	731 410 05	(-701 409 55)	0 50

Notes: * The use of NTA is discouraged
 Notes: * Amounts should tally with the grand total disbursement (column 27).

Certified Correct:

 MARVIC S. RAMOS
 Date: 31 January 2020

Recommending Approval:

 MA. SREENA MAE P. GARIANDO
 Date: 31 January 2020

Approved By:

 ENGR. RODOLFO P. PANER
 Date: 31 January 2020