



MARITIME INDUSTRY AUTHORITY SITUATION REPORT – 07

Passenger and Cargo Shipping Operations from March 28 to March 29, 2020
amid Code Red Sublevel 2 for the COVID-19
Data generated on March 29, 2020, 3:00 PM

HIGHLIGHTS

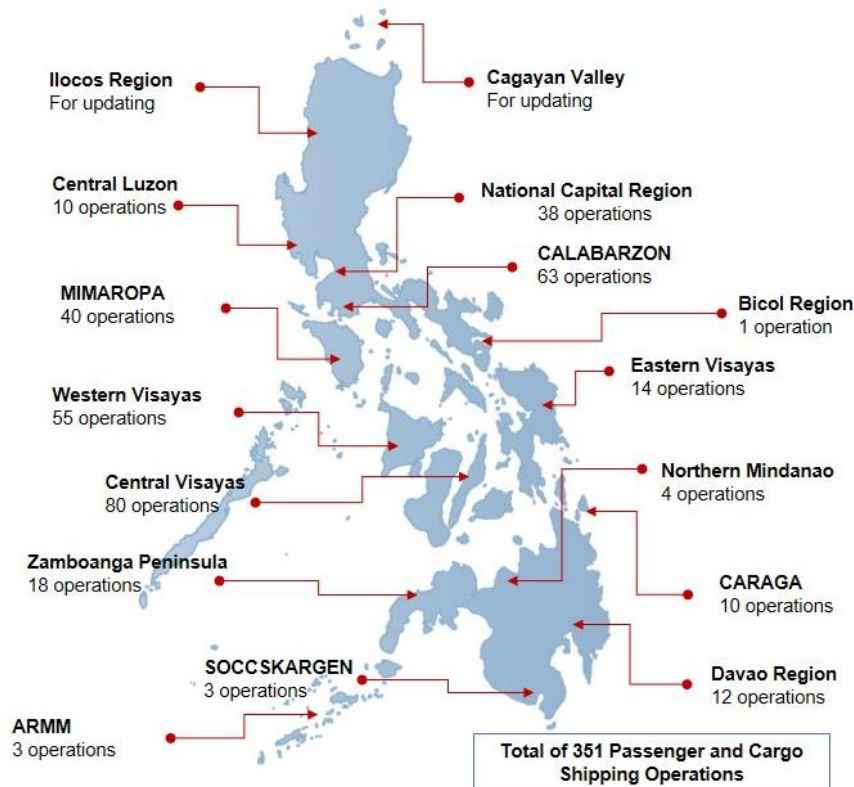
- Fifty percent (50%) of passenger and cargo shipping operations were completed in accordance with the ships' CPC.
- Fifty percent (50%) of the shipping operations were affected due to the measures implemented in view Code Red Sublevel 2 for the COVID-19.
- Operations of passenger ships were more affected compared to cargo ships 83% of the cargo shipping operations were completed under normal conditions compared to passenger ships at 38%.
- **With cargo shipping still operational, transport of goods amid Enhanced Community Quarantine is assured.**

PASSENGER AND CARGO SHIPPING IN NUMBERS

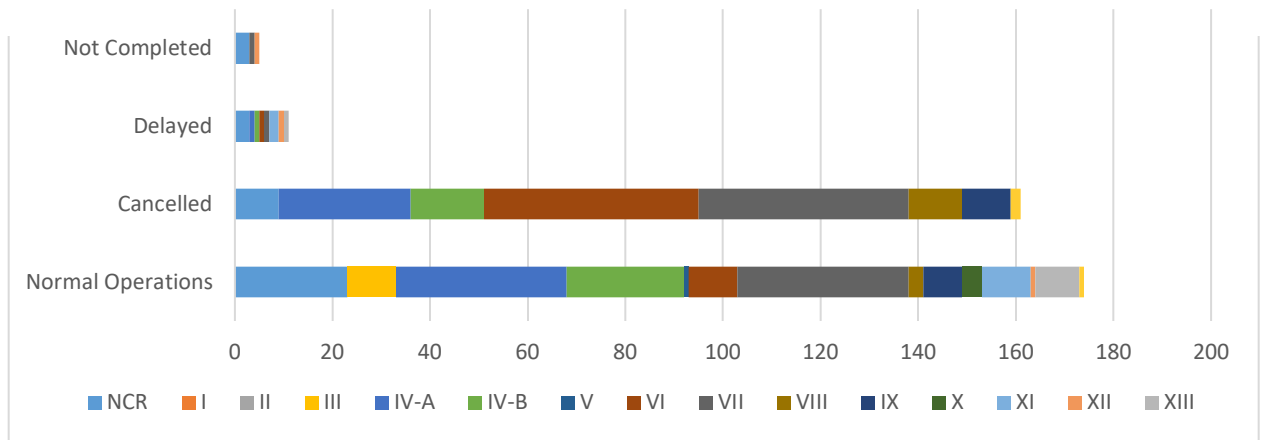
March 28 to March 29, 2020

- 351** Shipping Operations Recorded
- 259** Passenger Ships Operated
- 92** Cargo Ships Operated
- 174** Ships Operated Normally
- 161** Operations Cancelled
- 11** Operations Delayed
- 5** Operations Uncompleted

PASSENGER AND CARGO SHIPPING OPERATIONS IN THE PHILIPPINES AMID CODE RED SUBLEVEL 2 FOR THE COVID-19



I. STATUS OF SHIPPING OPERATIONS NATIONWIDE



On March 28 to 29, 2020, there were 351 passenger and cargo shipping operations conducted wherein 174 or 50% were completed in accordance with their Certificate of Public Convenience (CPC).

Out of the 174 operations completed under normal conditions, the reported movements were mostly in the Central Visayas Region and Calabarzon both at 20.15% followed by Mimaropa Region at 13.80%.

Meanwhile, 46% of the passenger and cargo shipping operations were cancelled, all due to the community quarantine measures imposed by the different local government units governing the ships' ports of destination. Mostly affected were operations in the Visayas, particularly in the central and western regions.

Eleven (11) passenger and cargo ships or 3% encountered delays due to the additional measures adopted in view of COVID-19 such as temperature screening and inspections.

Lastly, five cargo shipping operations were not completed at the time of reporting, mostly as respective ships were still underway.

II. STATUS OF SHIPPING OPERATIONS BY CLASSIFICATION

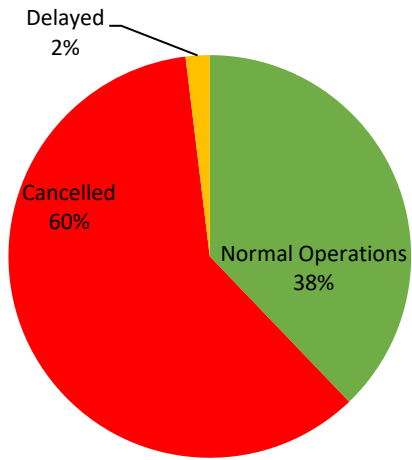
Region	Normal Operations		Cancelled		Delayed		Not Completed	
	Passenger	Cargo	Passenger	Cargo	Passenger	Cargo	Passenger	Cargo
NCR	6	17	9	0	0	3	0	3
I	0	0	0	0	0	0	0	0
II	0	0	0	0	0	0	0	0
III	0	10	0	0	0	0	0	0
IV-A	26	9	27	0	1	0	0	0
IV-B	22	2	15	0	1	0	0	0
V	1	0	0	0	0	0	0	0
VI	5	5	44	0	1	0	0	0
VII	18	17	43	0	1	0	0	1
VIII	0	3	11	0	0	0	0	0
IX	5	3	5	5	0	0	0	0
X	2	2	0	0	0	0	0	0
XI	10	0	0	0	0	2	0	0
XII	0	1	0	0	0	1	0	1
XIII	3	6	0	0	1	0	0	0
ARMM	0	1	2	0	0	0	0	0
Total	98	76	156	5	5	6	0	5

Amid the measures in place due to Code Red Sublevel 2 on COVID-19, 76 out of 92 (83%) cargo ships still operated normally - 33 are container ships, 3 general cargo ships, 29 oil tankers, 10 RORO cargo ships and 1 other type.

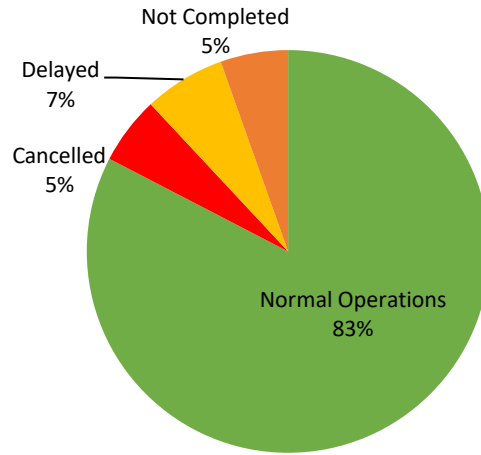
Eight-seven (87) passenger ships completed their operations but only 1 fast craft ferry carried passengers during its voyage in Central Visayas. 51 conventional passenger ships and 35 RoPax Ships also completed their operations but only carried cargoes during their voyage.

Meanwhile out of the 259 passenger ships, 62.16% were affected by the measures adopted in view of COVID-19. These measures caused either the cancellation, delay or uncompleted operations of 163 passenger ships.

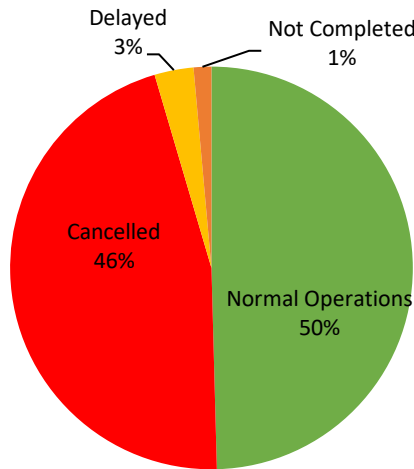
PASSENGER Ship Operations



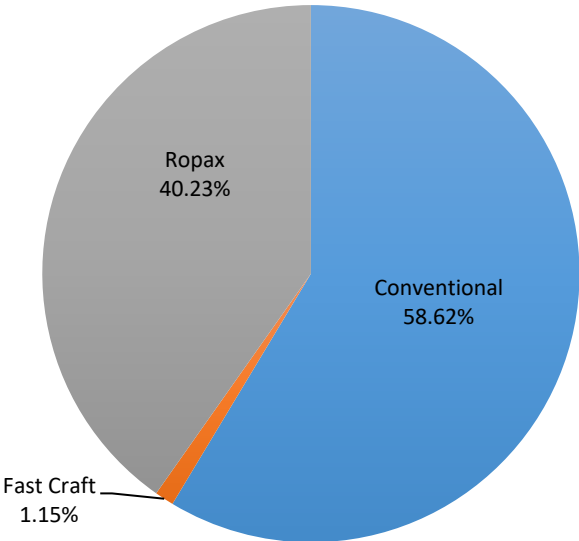
CARGO Ship Operations



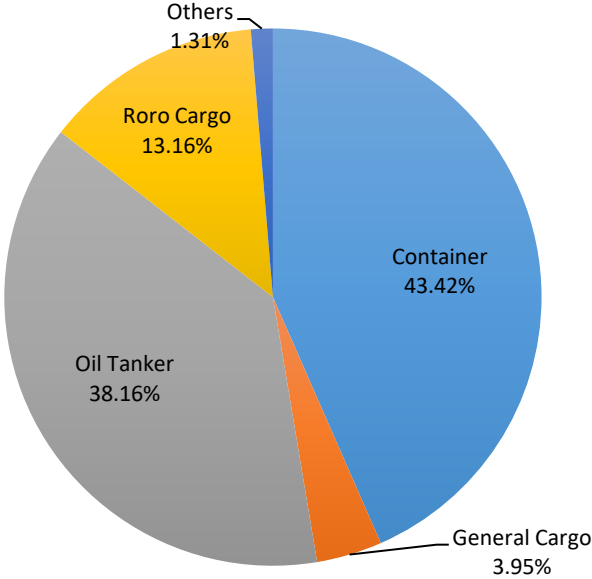
PASSENGER AND CARGO Ship Operations



Passenger Ship Types under Normal Operations



Cargo Ship Types under Normal Operations



PERCENTAGE BY REGION

