



MARITIME INDUSTRY AUTHORITY SITUATION REPORT – 10

Passenger and Cargo Shipping Operations on 02 April 2020
amid Code Red Sublevel 2 for the COVID-19

Data generated on 02 April 2020, 3:00 PM

HIGHLIGHTS

- Fifty-eight percent (58%) of passenger and cargo shipping operations were completed in accordance with the ships' CPC.
- Forty-two percent (42%) of the shipping operations were affected due to the measures implemented in view Code Red Sublevel 2 for the COVID-19.
- Operations of passenger ships were more affected compared to cargo ships 84% of the cargo shipping operations were completed under normal conditions compared to passenger ships at 46%.
- **With cargo shipping still operational, transport of goods amid Enhanced Community Quarantine is assured.**

PASSENGER AND CARGO SHIPPING IN NUMBERS

02 April 2020

225 Shipping Operations Recorded

156 Passenger Ships Operated

69 Cargo Ships Operated

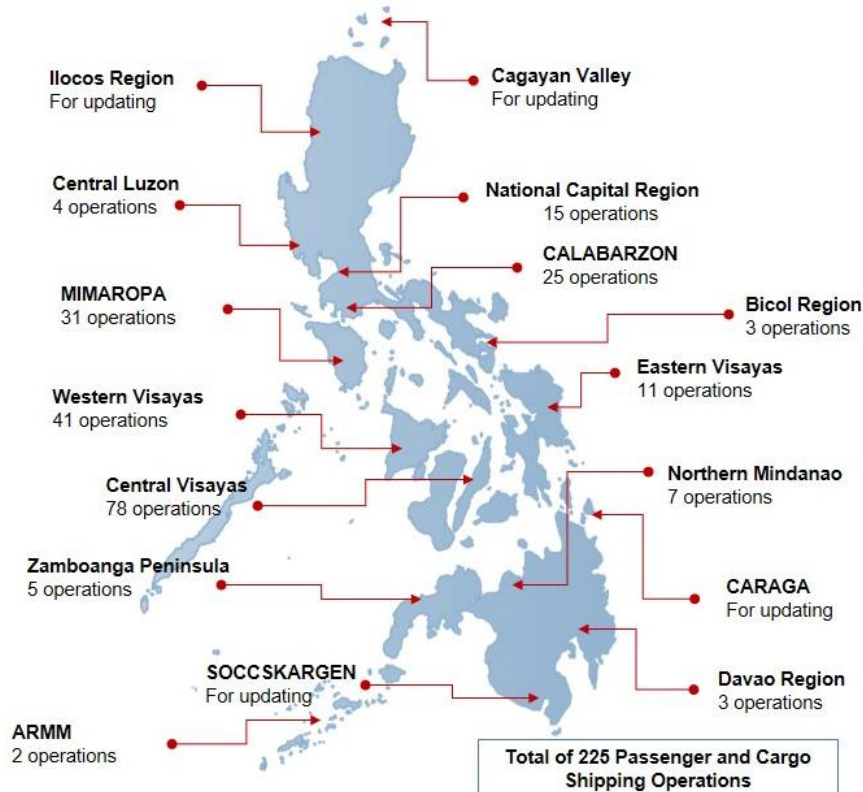
130 Ships Operated Normally

84 Operations Cancelled

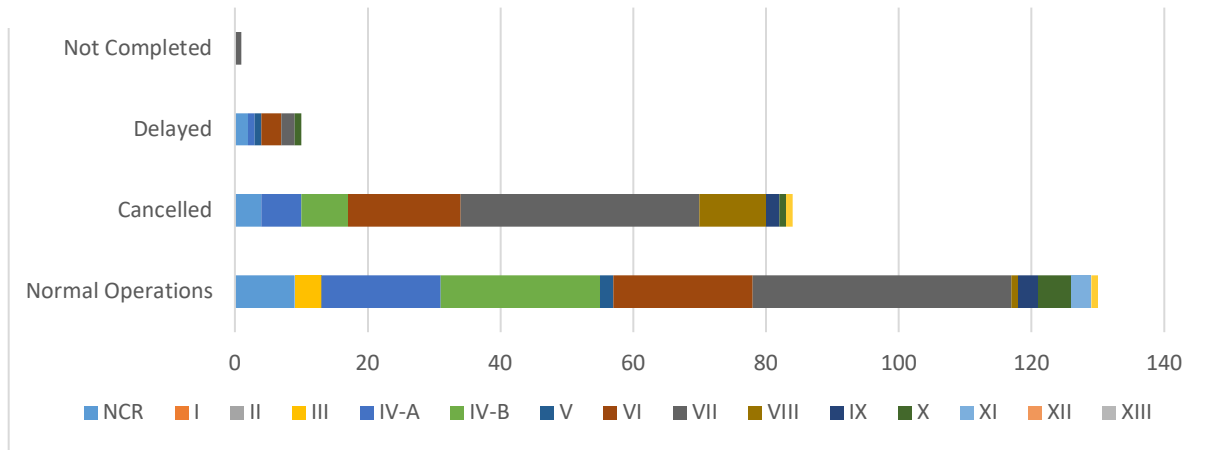
10 Operations Delayed

1 Operation Uncompleted

PASSENGER AND CARGO SHIPPING OPERATIONS IN THE PHILIPPINES AMID CODE RED SUBLEVEL 2 FOR THE COVID-19



I. STATUS OF SHIPPING OPERATIONS NATIONWIDE



On April 02, 2020, there were 225 passenger and cargo shipping operations conducted wherein 130 or 58% were completed in accordance with their Certificate of Public Convenience (CPC).

Out of the 130 operations completed under normal conditions, the reported movements were mostly in the Central Visayas Region at 30% followed by Mimaropa Region at 18.50%.

Meanwhile, 37% of the passenger and cargo shipping operations were cancelled, all due to the community quarantine measures imposed by the different local government units governing the ships' ports of destination. Mostly affected were operations in the Visayas, particularly in the central and eastern regions.

Ten (10) passenger and cargo ships or 4% encountered delays due to the additional measures adopted in view of COVID-19 such as temperature screening and inspections.

Lastly, only one (1) cargo shipping operations were not completed at the time of reporting, mostly as respective ships were still underway.

II. STATUS OF SHIPPING OPERATIONS BY CLASSIFICATION

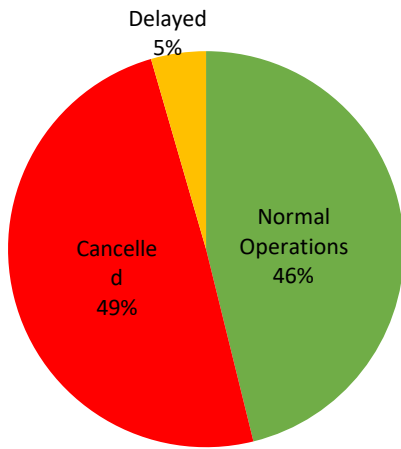
Region	Normal Operations		Cancelled		Delayed		Not Completed	
	Passenger	Cargo	Passenger	Cargo	Passenger	Cargo	Passenger	Cargo
NCR	3	6	4	0	0	2	0	0
I	0	0	0	0	0	0	0	0
II	0	0	0	0	0	0	0	0
III	0	4	0	0	0	0	0	0
IV-A	14	4	6	0	1	0	0	0
IV-B	23	1	7	0	0	0	0	0
V	2	0	0	0	1	0	0	0
VI	11	10	16	1	3	0	0	0
VII	13	26	30	6	1	1	0	1
VIII	1	0	10	0	0	0	0	0
IX	2	1	2	0	0	0	0	0
X	3	2	1	0	1	0	0	0
XI	0	3	0	0	0	0	0	0
XII	0	0	0	0	0	0	0	0
XIII	0	0	0	0	0	0	0	0
ARMM	0	1	1	0	0	0	0	0
Total	72	58	77	7	7	3	0	1

Amid the measures in place due to Code Red Sublevel 2 on COVID-19, 61 out of 69 (88%) cargo ships still operated normally - 10 are container ships, 3 general cargo ships, 24 LCT ships, 15 oil tankers, 1 chemical tanker, 4 RORO cargo ships, and 4 other types.

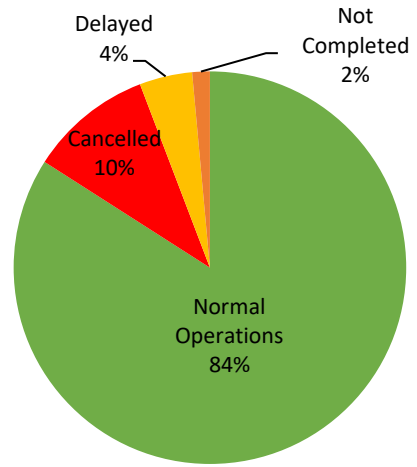
Seventy-two (72) passenger ships completed their operations but only 1 fast craft ferry carried passengers during its voyage in Central Visayas. 58 conventional passenger ships and 13 RoPax Ships also completed their operations but only carried cargoes during their voyage.

Meanwhile out of the 156 passenger ships, 54% were affected by the measures adopted in view of COVID-19. These measures caused either the cancellation, delay or uncompleted operations of 84 passenger ships.

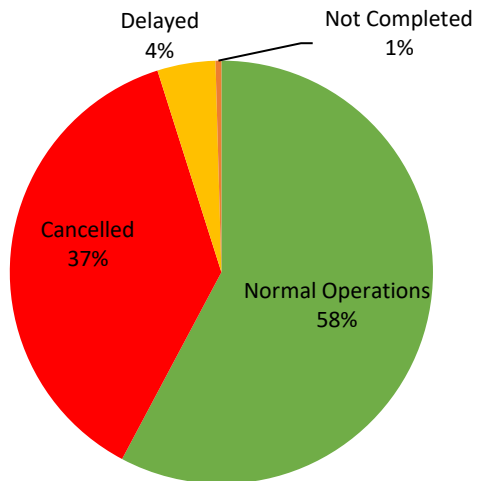
PASSENGER Ship Operations



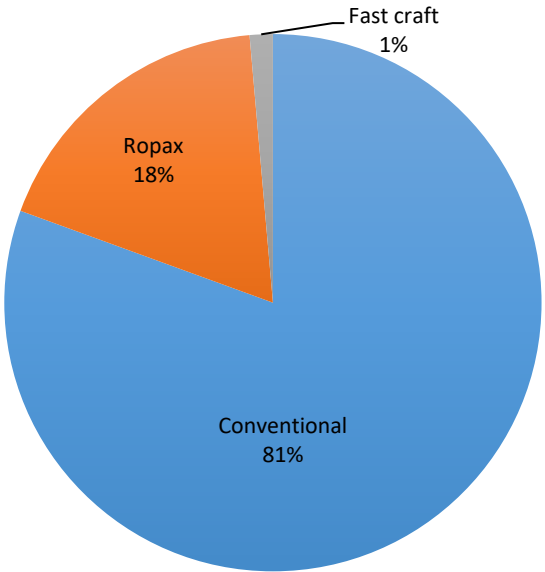
CARGO Ship Operations



PASSENGER AND CARGO Ship Operations



Passenger Ship Types under Normal Operations



Cargo Ship Types under Normal Operations

