



## MARITIME INDUSTRY AUTHORITY SITUATION REPORT – 15

Passenger and Cargo Shipping Operations on 07 April 2020  
amid Code Red Sublevel 2 for the COVID-19

*Data generated on 07 April 2020, 3:00 PM*

### HIGHLIGHTS

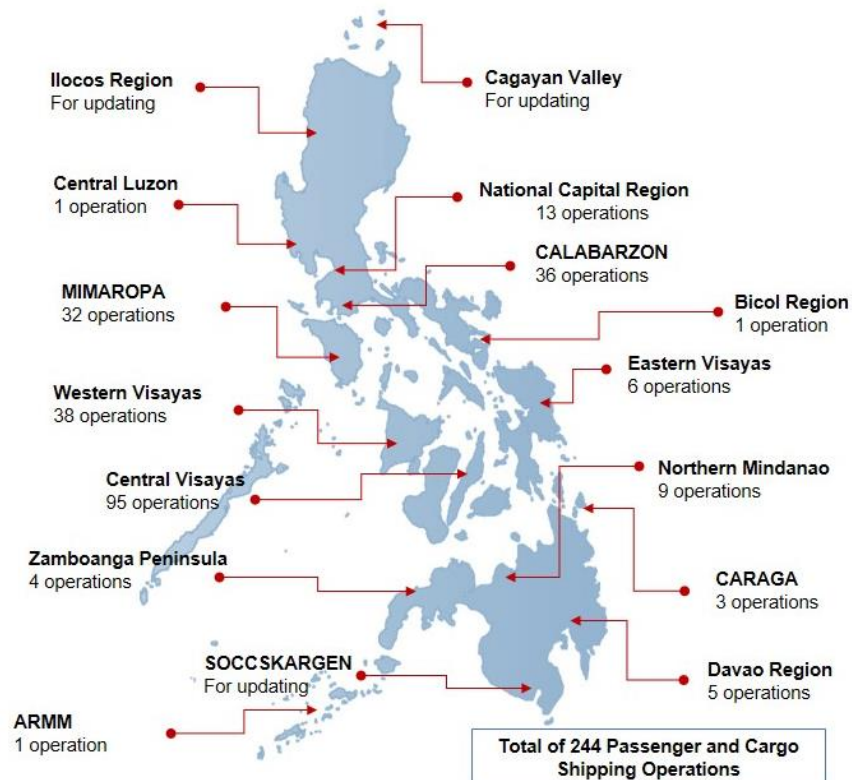
- Fifty percent (50%) of passenger and cargo shipping operations were completed in accordance with the ships' CPC.
- Fifty percent (50%) of the shipping operations were affected due to the measures implemented in view Code Red Sublevel 2 for the COVID-19.
- Operations of passenger ships were more affected compared to cargo ships. 72% of the cargo shipping operations were completed under normal conditions compared to passenger ships at 41%.
- **With cargo shipping still operational, transport of goods amid Enhanced Community Quarantine is assured.**

### PASSENGER AND CARGO SHIPPING IN NUMBERS

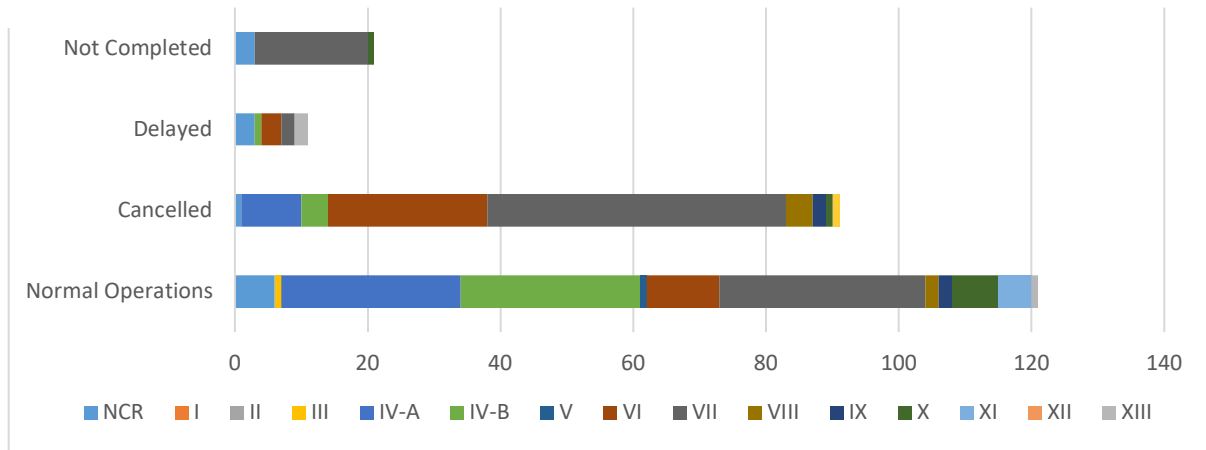
07 April 2020

- 244** Shipping Operations Recorded
- 177** Passenger Ships Operated
- 67** Cargo Ships Operated
- 121** Ships Operated Normally
- 91** Operations Cancelled
- 11** Operations Delayed
- 21** Operations Uncompleted

### PASSENGER AND CARGO SHIPPING OPERATIONS IN THE PHILIPPINES AMID CODE RED SUBLEVEL 2 FOR THE COVID-19



## I. STATUS OF SHIPPING OPERATIONS NATIONWIDE



On April 07, 2020, there were 244 passenger and cargo shipping operations conducted wherein 121 or 50% were completed in accordance with their Certificate of Public Convenience (CPC).

Out of the 121 operations completed under normal conditions, the reported movements were mostly in the Central Visayas Region at 26% followed by Mimaropa and Calabarzon Regions at 22%.

Meanwhile, 37% of the passenger and cargo shipping operations were cancelled, all due to the community quarantine measures imposed by the different local government units governing the ships' ports of destination. Mostly affected were operations in the Visayas, particularly in the central and western regions.

Eleven (11) passenger and cargo ships or 4% encountered delays due to the additional measures adopted in view of COVID-19 such as temperature screening and inspections.

Lastly, seven (7) passenger and fourteen (14) cargo shipping operation was not completed at the time of reporting, as the respective ship was still underway.

## II. STATUS OF SHIPPING OPERATIONS BY CLASSIFICATION

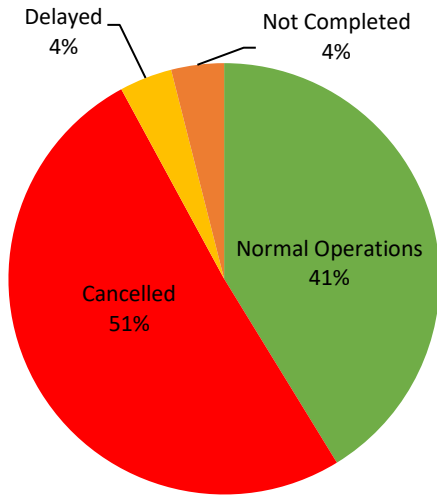
Region	Normal Operations		Cancelled		Delayed		Not Completed	
	Passenger	Cargo	Passenger	Cargo	Passenger	Cargo	Passenger	Cargo
<b>NCR</b>	3	3	1	0	0	3	0	3
<b>I</b>	0	0	0	0	0	0	0	0
<b>II</b>	0	0	0	0	0	0	0	0
<b>III</b>	0	1	0	0	0	0	0	0
<b>IV-A</b>	22	5	9	0	0	0	0	0
<b>IV-B</b>	26	1	4	0	1	0	0	0
<b>V</b>	1	0	0	0	0	0	0	0
<b>VI</b>	5	6	24	0	3	0	0	0
<b>VII</b>	11	20	44	1	1	1	6	11
<b>VIII</b>	1	1	4	0	0	0	0	0
<b>IX</b>	0	2	2	0	0	0	0	0
<b>X</b>	3	4	1	0	0	0	1	0
<b>XI</b>	0	5	0	0	0	0	0	0
<b>XII</b>	0	0	0	0	0	0	0	0
<b>XIII</b>	1	0	0	0	2	0	0	0
<b>ARMM</b>	0	0	1	0	0	0	0	0
<b>Total</b>	<b>73</b>	<b>48</b>	<b>90</b>	<b>1</b>	<b>7</b>	<b>4</b>	<b>7</b>	<b>14</b>

Amid the measures in place due to Code Red Sublevel 2 on COVID-19, 48 out of 67 (72%) cargo ships still operated normally - 12 are container ships, 2 general cargo ships, 15 LCT ships, 12 oil tankers, 6 RORO cargo ships and 1 other type.

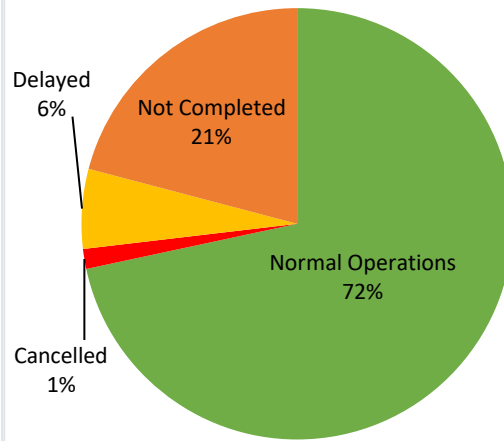
Seventy-three (73) passenger ships completed their voyage - 54 conventional passenger ships and 19 RoPax ships completed their operations but only carried cargoes during their voyage.

Meanwhile out of the 177 passenger ships, 59% were affected by the measures adopted in view of COVID-19. These measures caused either the cancellation, delay or uncompleted operations of 104 passenger ships.

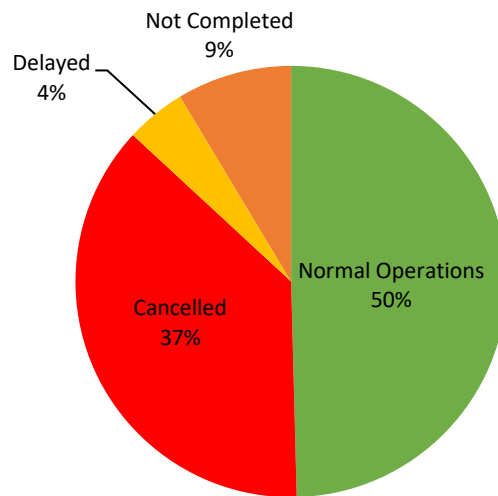
### PASSENGER Ship Operations



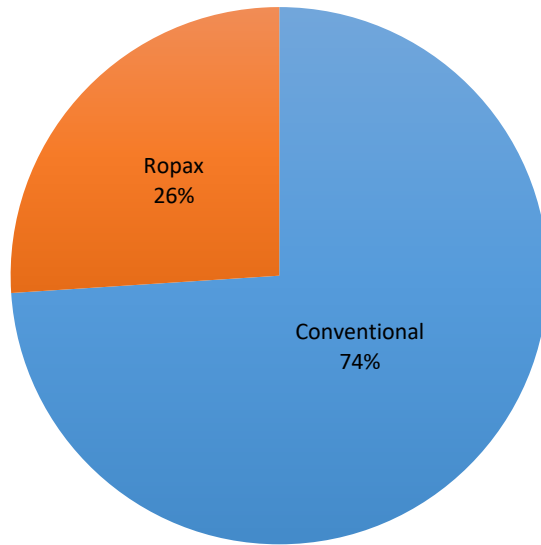
### CARGO Ship Operations



### PASSENGER AND CARGO Ship Operations



## Passenger Ship Types under Normal Operations



## Cargo Ship Types under Normal Operations

