



MARITIME INDUSTRY AUTHORITY SITUATION REPORT – 22

Passenger and Cargo Shipping Operations on 14 April 2020
amid Code Red Sublevel 2 for the COVID-19

Data generated on 14 April 2020, 3:00 PM

HIGHLIGHTS

- Sixty-three percent (63%) of passenger and cargo shipping operations were completed in accordance with the ships' CPC.
- Thirty-seven percent (37%) of the shipping operations were affected due to the measures implemented in view Code Red Sublevel 2 for the COVID-19.
- Operations of passenger ships were more affected compared to cargo ships. 77% of the cargo shipping operations were completed under normal conditions compared to passenger ships at 59%.
- **With cargo shipping still operational, transport of goods amid Enhanced Community Quarantine is assured.**

PASSENGER AND CARGO SHIPPING IN NUMBERS

14 April 2020

302 Shipping Operations Recorded

229 Passenger Ships Operated

73 Cargo Ships Operated

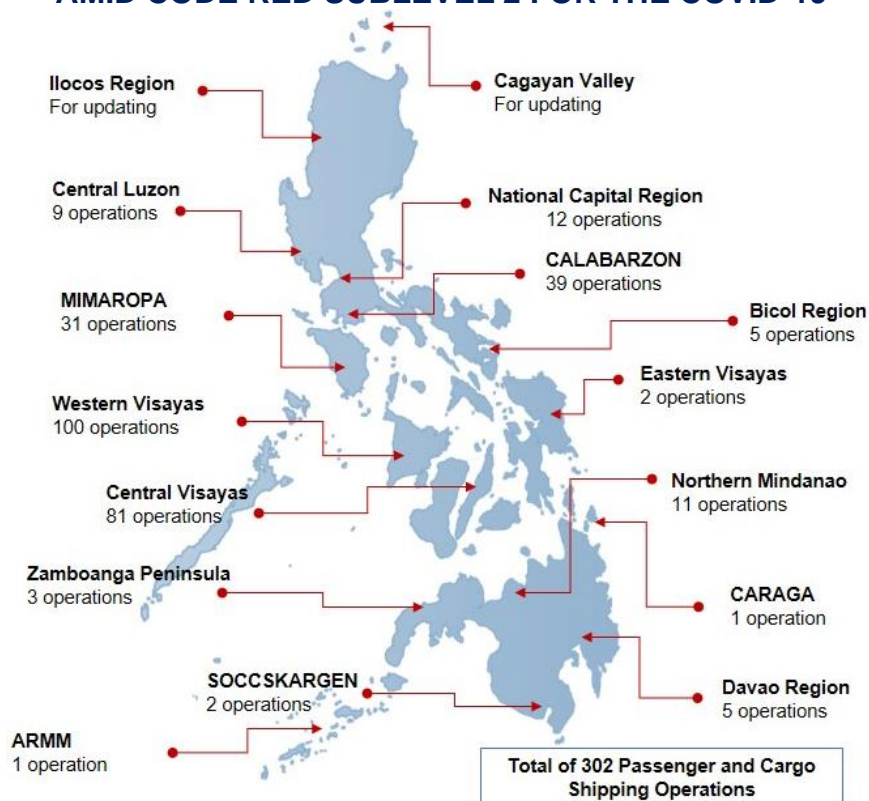
191 Ships Operated Normally

67 Operations Cancelled

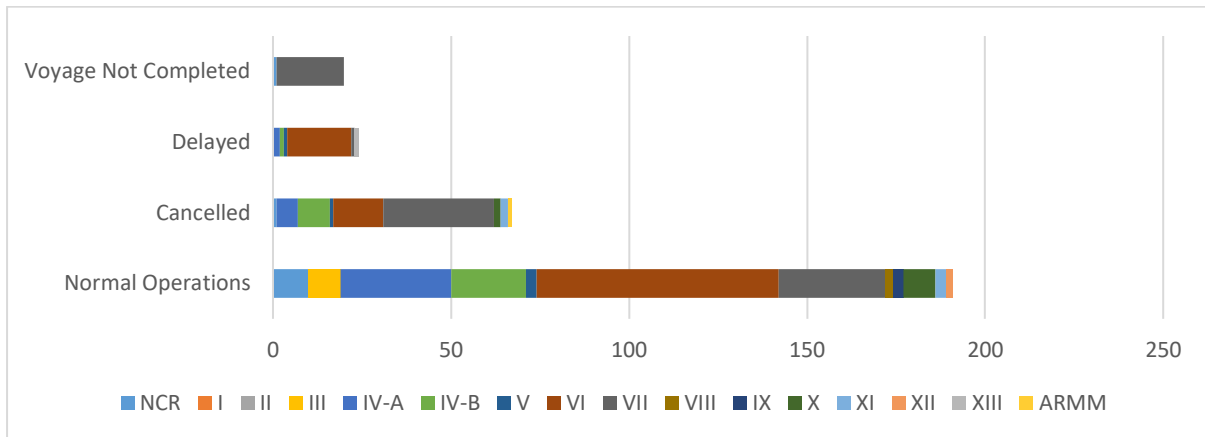
24 Operations Delayed

20 Operation Uncompleted

PASSENGER AND CARGO SHIPPING OPERATIONS IN THE PHILIPPINES AMID CODE RED SUBLEVEL 2 FOR THE COVID-19



I. STATUS OF SHIPPING OPERATIONS NATIONWIDE



On April 14, 2020, there were 302 passenger and cargo shipping operations conducted wherein 191 or 63% were completed in accordance with their Certificate of Public Convenience (CPC).

Out of the 191 operations completed under normal conditions, the reported movements were mostly in the Central Visayas Region at 36% and Calabarzon Region at 16%.

Meanwhile, 22% of the passenger and cargo shipping operations were cancelled, all due to the community quarantine measures imposed by the different local government units governing the ships' ports of destination. Mostly affected were operations in the Calabarzon Region and Central Visayas Region.

Twenty-four (24) passenger and cargo ships or 8% encountered delays due to the additional measures adopted in view of COVID-19 such as temperature screening and inspections.

Lastly, seven (7) passenger and thirteen (13) cargo shipping operation was not completed at the time of reporting, as the respective ship was still underway.

II. STATUS OF SHIPPING OPERATIONS BY CLASSIFICATION

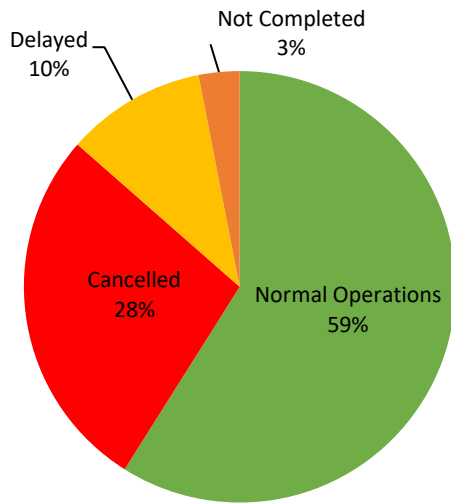
Region	Normal Operations		Cancelled		Delayed		Not Completed	
	Passenger	Cargo	Passenger	Cargo	Passenger	Cargo	Passenger	Cargo
NCR	3	7	1	0	0	0	0	1
I	0	0	0	0	0	0	0	0
II	0	0	0	0	0	0	0	0
III	0	9	0	0	0	0	0	0
IV-A	24	7	6	0	2	0	0	0
IV-B	21	0	9	0	1	0	0	0
V	2	1	1	0	1	0	0	0
VI	68	0	12	2	18	0	0	0
VII	14	16	29	2	1	0	7	12
VIII	0	2	0	0	0	0	0	0
IX	2	1	0	0	0	0	0	0
X	1	8	2	0	0	0	0	0
XI	0	3	2	0	0	0	0	0
XII	0	2	0	0	0	0	0	0
XIII	0	0	0	0	1	0	0	0
ARMM	0	0	1	0	0	0	0	0
Total	135	56	63	4	24	0	7	13

Amid the measures in place due to Code Red Sublevel 2 on COVID-19, 56 out of 73 (77%) cargo ships still operated normally - 12 are container ships, 5 general cargo ships, 9 LCT ships 22 oil tankers, 1 bulk carrier, 4 Roro ships and 3 other types.

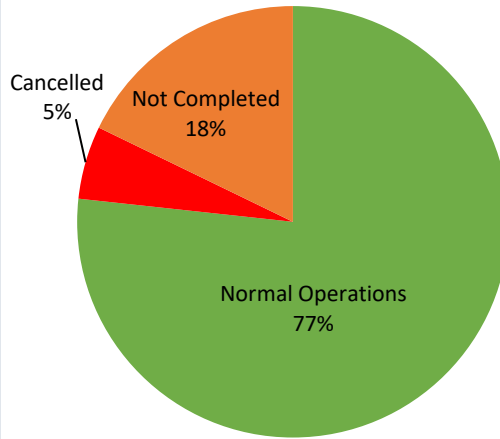
One hundred thirty-five (135) passenger ships completed their voyage – 1 fast craft ferry, 119 conventional passenger ships, 15 RoPax ships completed their operations but mostly only carried cargoes during their voyage.

Meanwhile out of the 229 passenger ships, 41% were affected by the measures adopted in view of COVID-19. These measures caused either the cancellation, delay or uncompleted operations of 94 passenger ships.

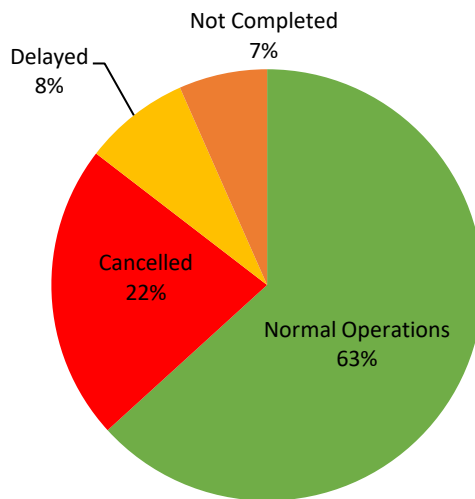
PASSENGER Ship Operations



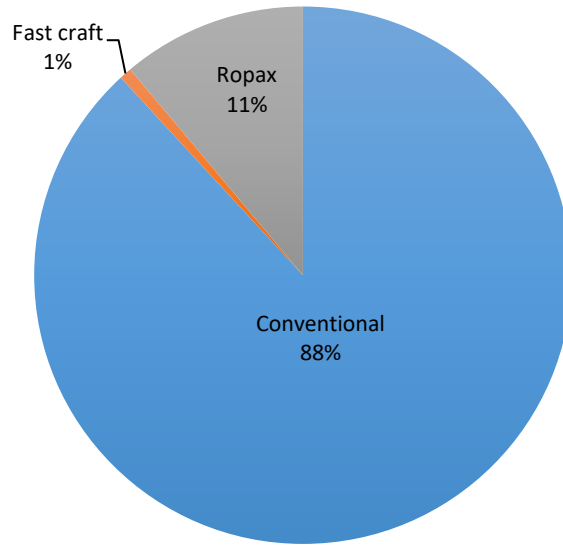
CARGO Ship Operations



PASSENGER and CARGO Ship Operations



Passenger Ship Types under Normal Operations



Cargo Ship Types under Normal Operations

