



MARITIME INDUSTRY AUTHORITY SITUATION REPORT – 26

Passenger and Cargo Shipping Operations on 18 April 2020
amid Code Red Sublevel 2 for the COVID-19

Data generated on 18 April 2020, 3:00 PM

HIGHLIGHTS

- Sixty-one percent (61%) of passenger and cargo shipping operations were completed in accordance with the ships' CPC.
- Thirty-nine percent (39%) of the shipping operations were affected due to the measures implemented in view Code Red Sublevel 2 for the COVID-19.
- Operations of passenger ships were more affected compared to cargo ships. 86% of the cargo shipping operations were completed under normal conditions compared to passenger ships at 46%.
- **With cargo shipping still operational, transport of goods amid Enhanced Community Quarantine is assured.**

PASSENGER AND CARGO SHIPPING IN NUMBERS

18 April 2020

204 Shipping Operations Recorded

128 Passenger Ships Operated

76 Cargo Ships Operated

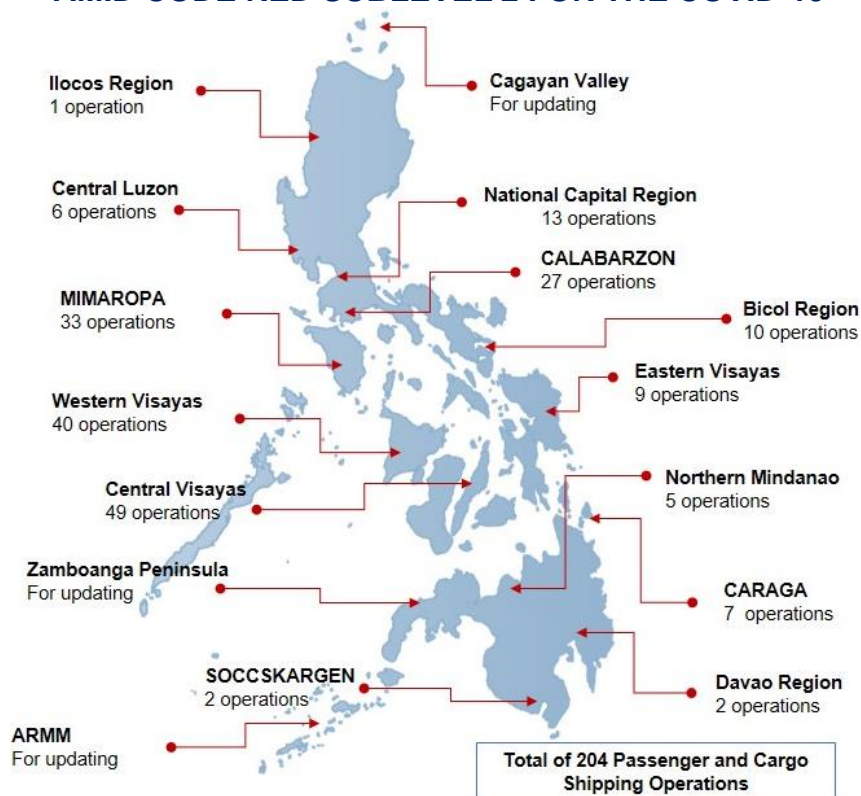
124 Ships Operated Normally

66 Operations Cancelled

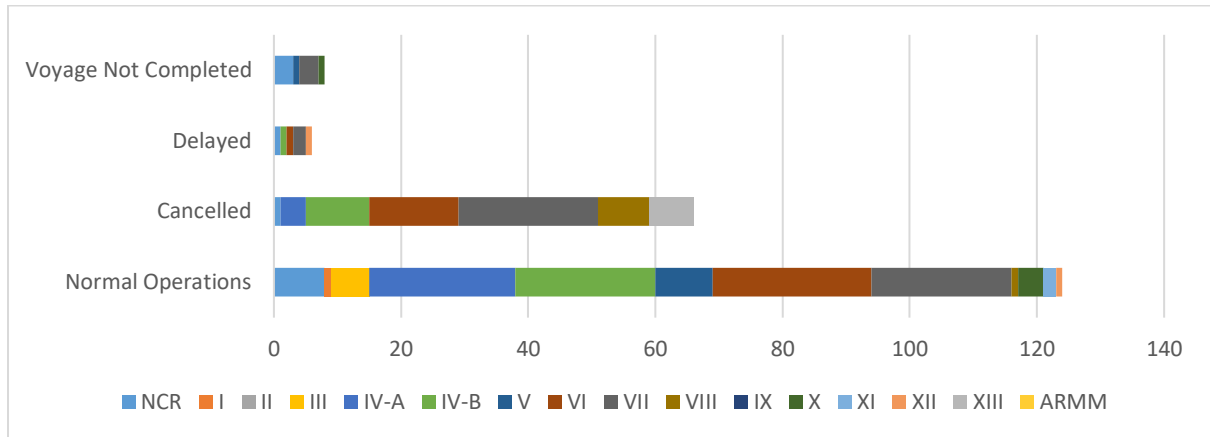
6 Operations Delayed

8 Operation Uncompleted

PASSENGER AND CARGO SHIPPING OPERATIONS IN THE PHILIPPINES AMID CODE RED SUBLEVEL 2 FOR THE COVID-19



I. STATUS OF SHIPPING OPERATIONS NATIONWIDE



On April 18, 2020, there were 204 passenger and cargo shipping operations conducted wherein 124 or 61% were completed in accordance with their Certificate of Public Convenience (CPC).

Out of the 124 operations completed under normal conditions, the reported movements were mostly in the Western Visayas Region at 20% and Calabarzon Region at 19%.

Meanwhile, 32% of the passenger and cargo shipping operations were cancelled, all due to the community quarantine measures imposed by the different local government units governing the ships' ports of destination. Mostly affected were operations in the Visayas, particularly in central and western regions.

Six (6) passenger and cargo ships or 3% encountered delays due to the additional measures adopted in view of COVID-19 such as temperature screening and inspections.

Lastly, one (1) passenger and seven (7) shipping operations was not completed at the time of reporting, as the respective ship was still underway.

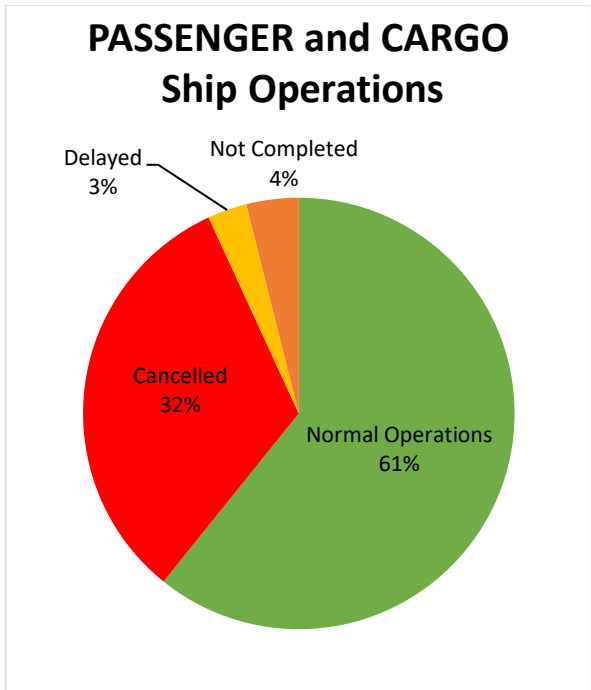
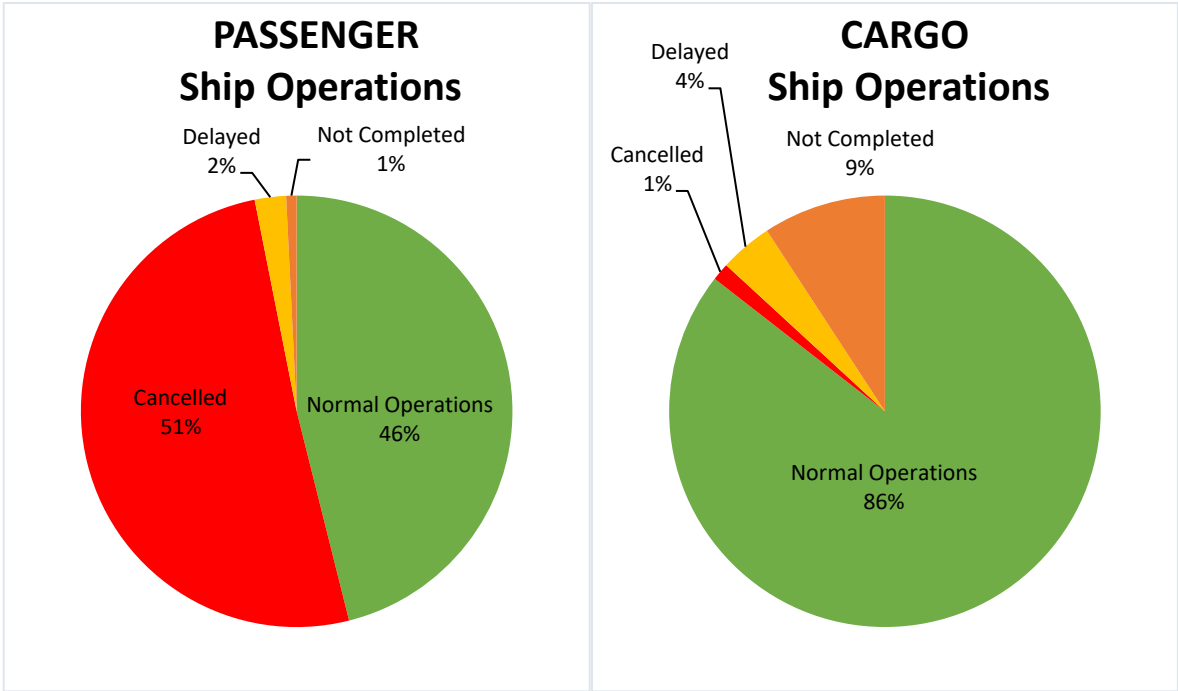
II. STATUS OF SHIPPING OPERATIONS BY CLASSIFICATION

Region	Normal Operations		Cancelled		Delayed		Not Completed	
	Passenger	Cargo	Passenger	Cargo	Passenger	Cargo	Passenger	Cargo
NCR	2	6	1	0	0	1	0	3
I	0	1	0	0	0	0	0	0
II	0	0	0	0	0	0	0	0
III	0	6	0	0	0	0	0	0
IV-A	16	7	4	0	0	0	0	0
IV-B	21	1	10	0	0	1	0	0
V	6	3	0	0	0	0	1	0
VI	11	14	14	0	1	0	0	0
VII	2	20	21	1	2	0	0	3
VIII	0	1	8	0	0	0	0	0
IX	0	0	0	0	0	0	0	0
X	0	4	0	0	0	0	0	1
XI	0	2	0	0	0	0	0	0
XII	1	0	0	0	0	1	0	0
XIII	0	0	7	0	0	0	0	0
ARMM	0	0	0	0	0	0	0	0
Total	59	65	65	1	3	3	1	7

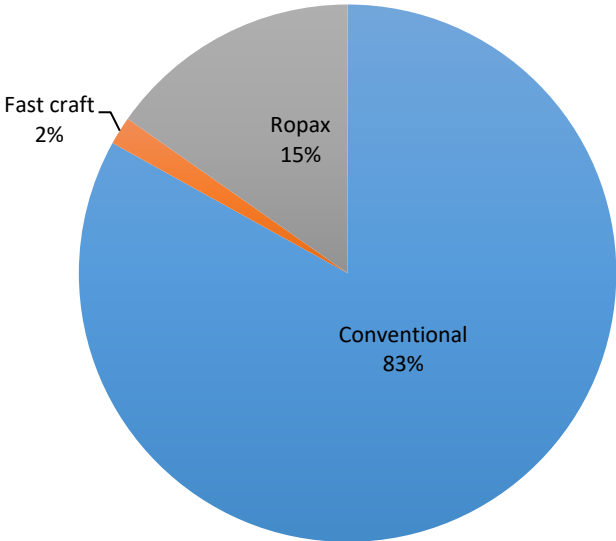
Amid the measures in place due to Code Red Sublevel 2 on COVID-19, 65 out of 76 (86%) cargo ships still operated normally - 8 are container ships, 7 general cargo ships, 25 LCT ships, 19 oil tankers, 1 chemical tanker, 1 bulk carrier and 4 Roro ships.

Fifty-nine (59) passenger ships completed their voyage – 1 fast craft ferry, 49 conventional passenger ships, 9 RoPax ships completed their operations but mostly only carried cargoes during their voyage.

Meanwhile out of the 128 passenger ships, 54% were affected by the measures adopted in view of COVID-19. These measures caused either the cancellation, delay or uncompleted operations of 69 passenger ships.



Passenger Ship Types under Normal Operations



Cargo Ship Types under Normal Operations

