



## MARITIME INDUSTRY AUTHORITY SITUATION REPORT – 32

Passenger and Cargo Shipping Operations on 24 April 2020  
amid Code Red Sublevel 2 for the COVID-19

*Data generated on 24 April 2020, 3:00 PM*

### HIGHLIGHTS

- Sixty-two percent (62%) of passenger and cargo shipping operations were completed in accordance with the ships' CPC.
- Thirty-eight percent (38%) of the shipping operations were affected due to the measures implemented in view Code Red Sublevel 2 for the COVID-19.
- Operations of passenger ships were more affected compared to cargo ships. 83% of the cargo shipping operations were completed under normal conditions compared to passenger ships at 49%.
- **With cargo shipping still operational, transport of goods amid Enhanced Community Quarantine is assured.**

### PASSENGER AND CARGO SHIPPING IN NUMBERS

24 April 2020

**244** Shipping Operations Recorded

**152** Passenger Ships Operated

**92** Cargo Ships Operated

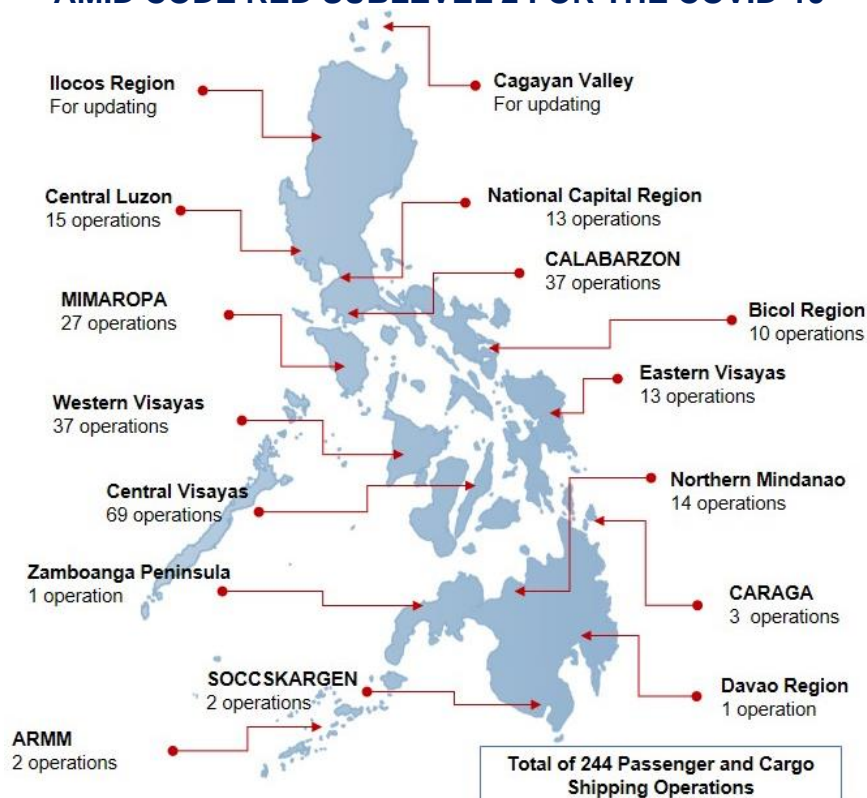
**151** Ships Operated Normally

**59** Operations Cancelled

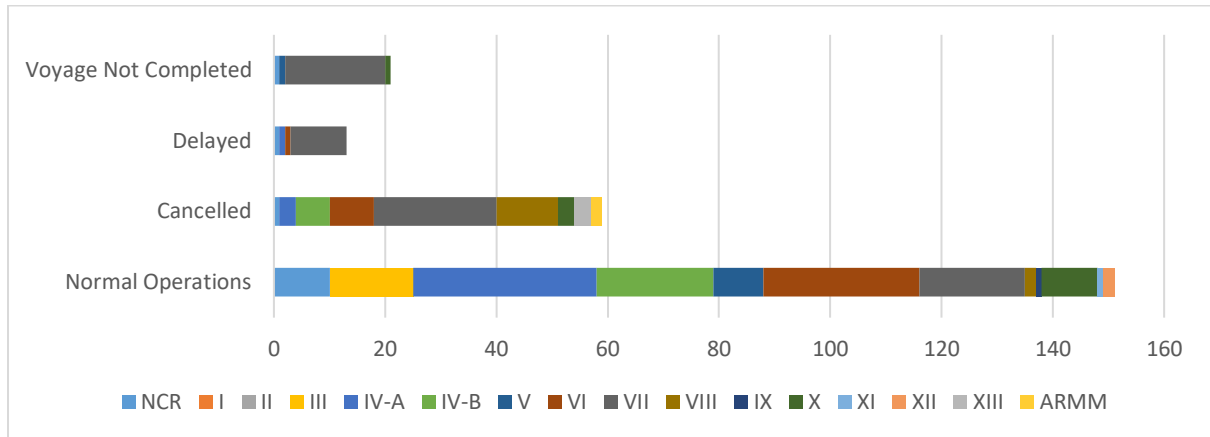
**13** Operations Delayed

**21** Operations Uncompleted

### PASSENGER AND CARGO SHIPPING OPERATIONS IN THE PHILIPPINES AMID CODE RED SUBLEVEL 2 FOR THE COVID-19



## I. STATUS OF SHIPPING OPERATIONS NATIONWIDE



On April 24, 2020, there were 244 passenger and cargo shipping operations conducted wherein 151 or 62% were completed in accordance with their Certificate of Public Convenience (CPC).

Out of the 151 operations completed under normal conditions, the reported movements were mostly in the Calabarzon Region at 22% and Western Visayas Region at 19%.

Meanwhile, 24% of the passenger and cargo shipping operations were cancelled, all due to the community quarantine measures imposed by the different local government units governing the ships' ports of destination. Mostly affected were operations in the Central Visayas and Western Visayas Regions.

Thirteen (13) passenger and cargo ships or 5% encountered delays due to the additional measures adopted in view of COVID-19 such as temperature screening and inspections.

Lastly, nine (9) passenger and twelve (12) cargo shipping operations were not completed at the time of reporting, as the respective ships were still underway.

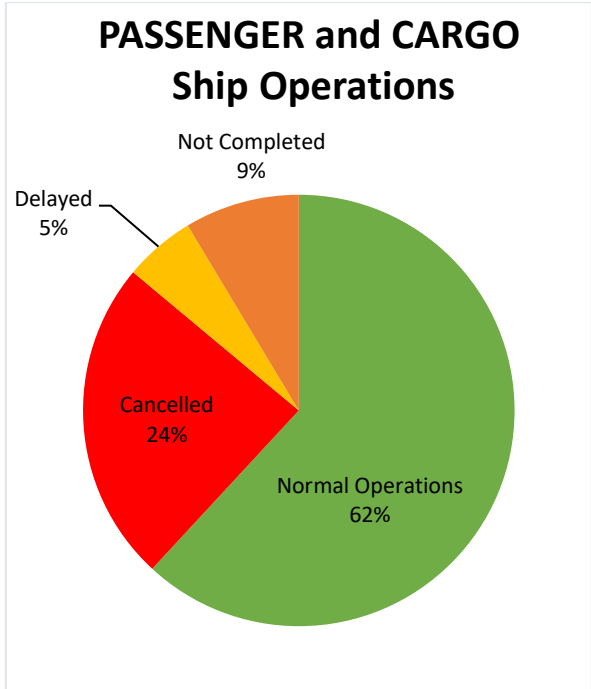
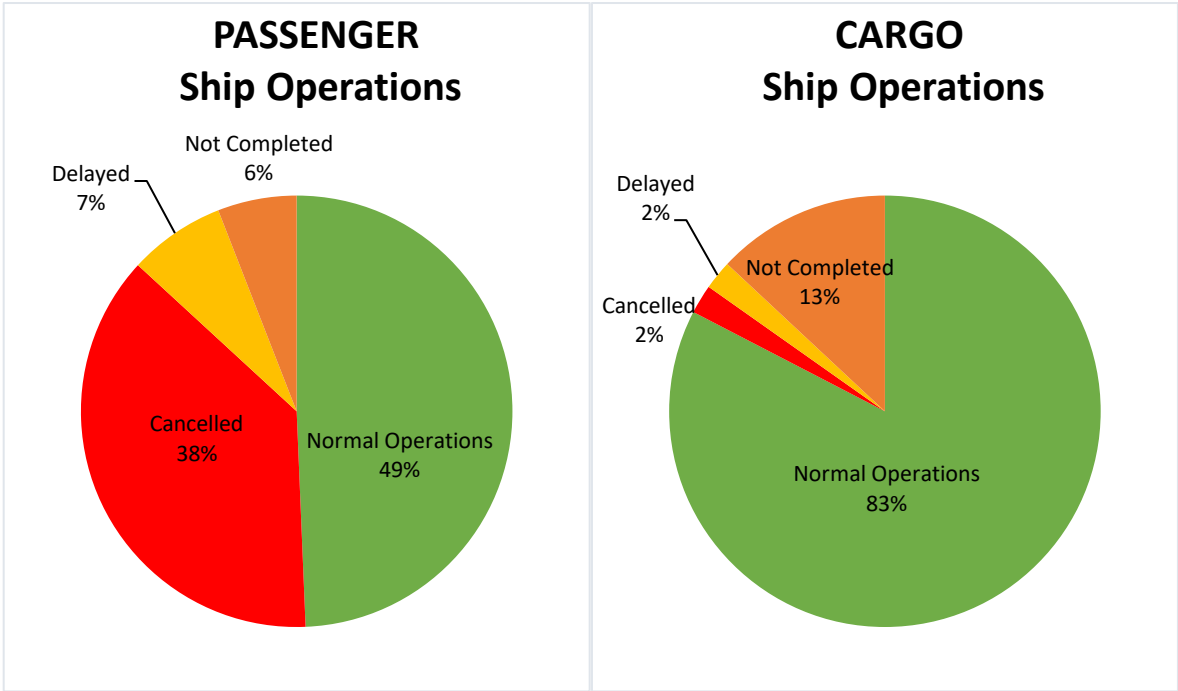
## II. STATUS OF SHIPPING OPERATIONS BY CLASSIFICATION

Region	Normal Operations		Cancelled		Delayed		Not Completed	
	Passenger	Cargo	Passenger	Cargo	Passenger	Cargo	Passenger	Cargo
<b>NCR</b>	3	7	1	0	1	0	0	1
<b>I</b>	0	0	0	0	0	0	0	0
<b>II</b>	0	0	0	0	0	0	0	0
<b>III</b>	0	15	0	0	0	0	0	0
<b>IV-A</b>	23	10	3	0	1	0	0	0
<b>IV-B</b>	17	4	6	0	0	0	0	0
<b>V</b>	6	3	0	0	0	0	1	0
<b>VI</b>	19	9	6	2	1	0	0	0
<b>VII</b>	5	14	22	0	8	2	7	11
<b>VIII</b>	1	1	11	0	0	0	0	0
<b>IX</b>	0	1	0	0	0	0	0	0
<b>X</b>	1	9	3	0	0	0	1	0
<b>XI</b>	0	1	0	0	0	0	0	0
<b>XII</b>	0	2	0	0	0	0	0	0
<b>XIII</b>	0	0	3	0	0	0	0	0
<b>ARMM</b>	0	0	2	0	0	0	0	0
<b>Total</b>	<b>75</b>	<b>76</b>	<b>57</b>	<b>2</b>	<b>11</b>	<b>2</b>	<b>9</b>	<b>12</b>

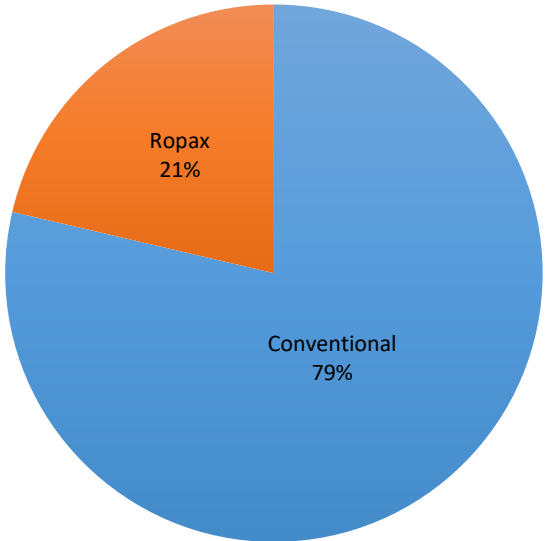
Amid the measures in place due to Code Red Sublevel 2 on COVID-19, 76 out of 92 (83%) cargo ships still operated normally - 12 are container ships, 11 general cargo ships, 11 LCT ships, 2 bulk carriers, 37 oil tankers, 1 chemical tanker, 1 Roro ship, and 2 other types.

Seventy-five (75) passenger ships completed their voyage – 59 conventional passenger ships, 16 RoPax ships completed their operations but mostly only carried cargoes during their voyage.

Meanwhile out of the 152 passenger ships, 51% were affected by the measures adopted in view of COVID-19. These measures caused either the cancellation, delay, or uncompleted operations of 77 passenger ships.



### Passenger Ship Types under Normal Operations



### Cargo Ship Types under Normal Operations

