



MARITIME INDUSTRY AUTHORITY SITUATION REPORT – 37

Passenger and Cargo Shipping Operations on 29 April 2020
amid Code Red Sublevel 2 for the COVID-19

Data generated on 29 April 2020, 3:00 PM

HIGHLIGHTS

- Sixty-five percent (65%) of passenger and cargo shipping operations were completed in accordance with the ships' CPC.
- Thirty-five percent (35%) of the shipping operations were affected due to the measures implemented in view Code Red Sublevel 2 for the COVID-19.
- Operations of passenger ships were more affected compared to cargo ships. 80% of the cargo shipping operations were completed under normal conditions compared to passenger ships at 56%.
- **With cargo shipping still operational, transport of goods amid Enhanced Community Quarantine is assured.**

PASSENGER AND CARGO SHIPPING IN NUMBERS

29 April 2020

280 Shipping Operations Recorded

179 Passenger Ships Operated

101 Cargo Ships Operated

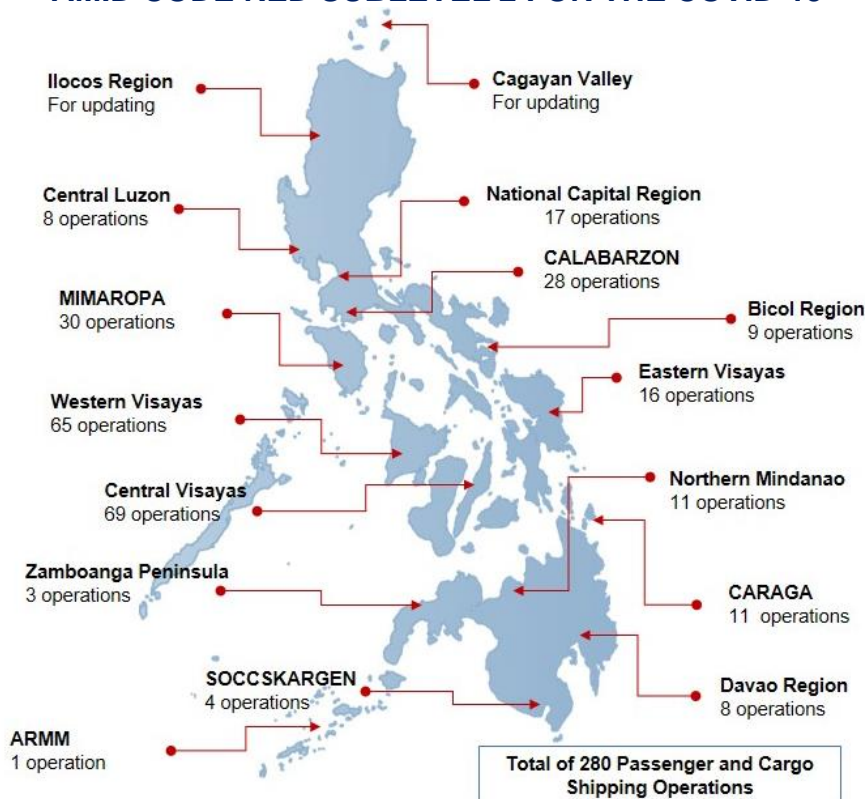
182 Ships Operated Normally

62 Operations Cancelled

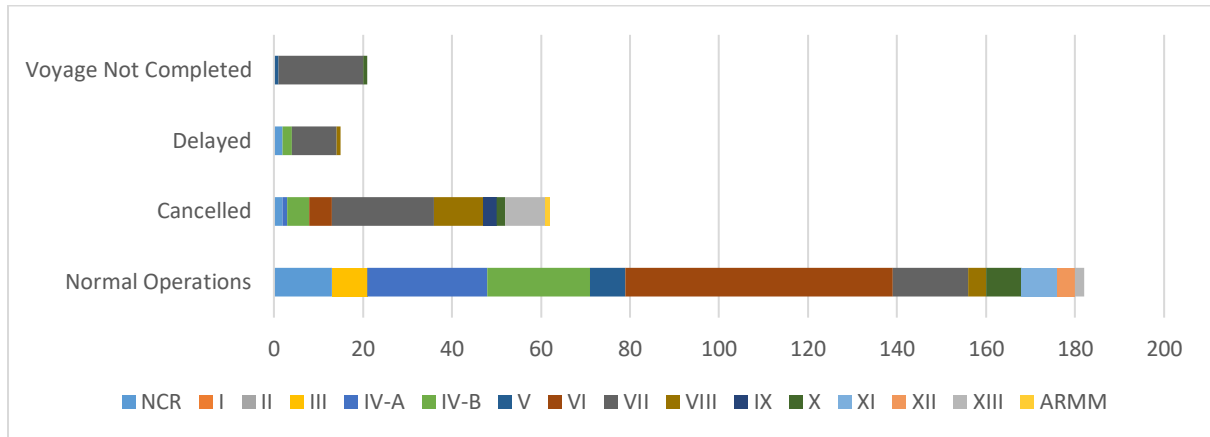
15 Operations Delayed

21 Operations Uncompleted

PASSENGER AND CARGO SHIPPING OPERATIONS IN THE PHILIPPINES AMID CODE RED SUBLEVEL 2 FOR THE COVID-19



I. STATUS OF SHIPPING OPERATIONS NATIONWIDE



On April 29, 2020, there were 280 passenger and cargo shipping operations conducted wherein 182 or 65% were completed in accordance with their Certificate of Public Convenience (CPC).

Out of the 182 operations completed under normal conditions, the reported movements were mostly in the Western Visayas Region at 33% and Calabarzon Region at 15%.

Meanwhile, 22% of the passenger and cargo shipping operations were cancelled, all due to the community quarantine measures imposed by the different local government units governing the ships' ports of destination. Mostly affected were operations in the Central Visayas and Eastern Visayas Regions.

Twelve (15) passenger and cargo ships or 5% encountered delays due to the additional measures adopted in view of COVID-19 such as temperature screening and inspections.

Lastly, seven (7) passenger and fourteen (14) cargo shipping operations were not completed at the time of reporting, as the respective ships were still underway.

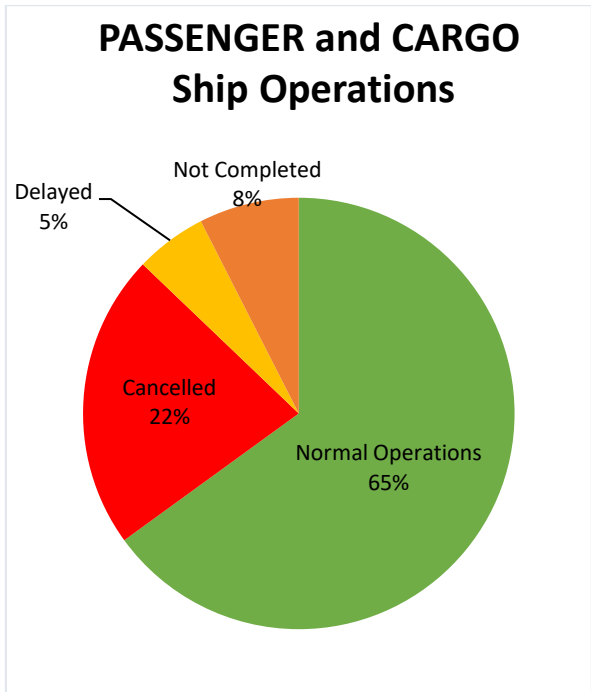
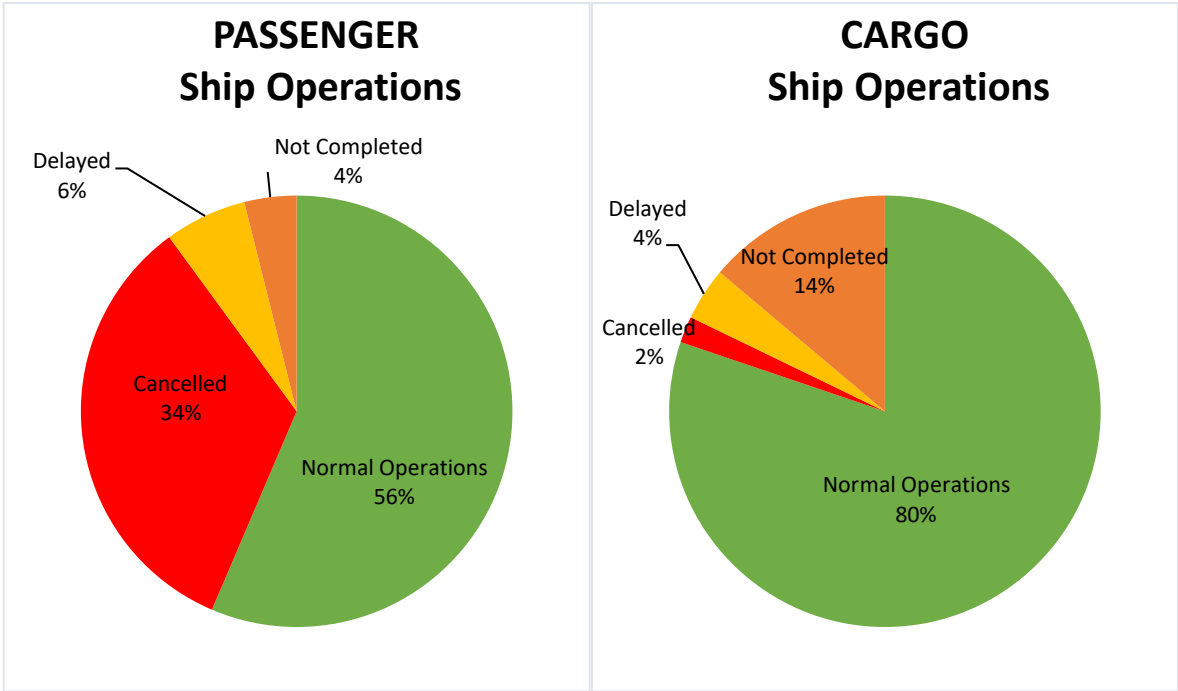
II. STATUS OF SHIPPING OPERATIONS BY CLASSIFICATION

Region	Normal Operations		Cancelled		Delayed		Not Completed	
	Passenger	Cargo	Passenger	Cargo	Passenger	Cargo	Passenger	Cargo
NCR	1	12	1	1	0	2	0	0
I	0	0	0	0	0	0	0	0
II	0	0	0	0	0	0	0	0
III	0	8	0	0	0	0	0	0
IV-A	16	11	1	0	0	0	0	0
IV-B	18	5	5	0	1	1	0	0
V	5	3	0	0	0	0	1	0
VI	53	7	5	0	0	0	0	0
VII	4	13	22	1	10	0	5	14
VIII	1	3	11	0	0	1	0	0
IX	0	0	3	0	0	0	0	0
X	2	6	2	0	0	0	1	0
XI	0	8	0	0	0	0	0	0
XII	0	4	0	0	0	0	0	0
XIII	1	1	9	0	0	0	0	0
ARMM	0	0	1	0	0	0	0	0
Total	101	81	60	2	11	4	7	14

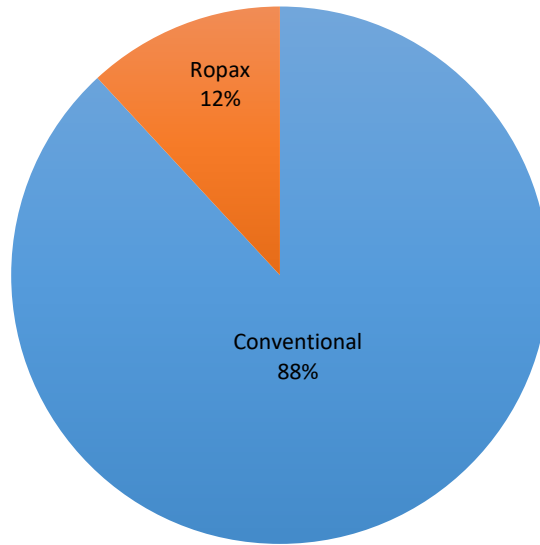
Amid the measures in place due to Code Red Sublevel 2 on COVID-19, 81 out of 101 (80%) cargo ships still operated normally - 19 are container ships, 8 general cargo ships, 20 LCT ships, 2 bulk carriers, 2 chemical tankers, 23 oil tankers, 5 Roro ships, and 2 other types.

One hundred-one (101) passenger ships completed their voyage – 89 conventional passenger ships and 12 RoPax ships completed their operations but mostly only carried cargoes during their voyage.

Meanwhile out of the 179 passenger ships, 44% were affected by the measures adopted in view of COVID-19. These measures caused either the cancellation, delay, or uncompleted operations of 78 passenger ships.



Passenger Ship Types under Normal Operations



Cargo Ship Types under Normal Operations

