



MARITIME INDUSTRY AUTHORITY SITUATION REPORT – 38

Passenger and Cargo Shipping Operations on 30 April 2020
amid Code Red Sublevel 2 for the COVID-19

Data generated on 30 April 2020, 1:00 PM

HIGHLIGHTS

- Sixty-eight percent (68%) of passenger and cargo shipping operations were completed in accordance with the ships' CPC.
- Thirty-two percent (32%) of the shipping operations were affected due to the measures implemented in view Code Red Sublevel 2 for the COVID-19.
- Operations of passenger ships were more affected compared to cargo ships. 72% of the cargo shipping operations were completed under normal conditions compared to passenger ships at 66%.
- **With cargo shipping still operational, transport of goods amid Enhanced Community Quarantine is assured.**

PASSENGER AND CARGO SHIPPING IN NUMBERS

30 April 2020

196 Shipping Operations Recorded

139 Passenger Ships Operated

57 Cargo Ships Operated

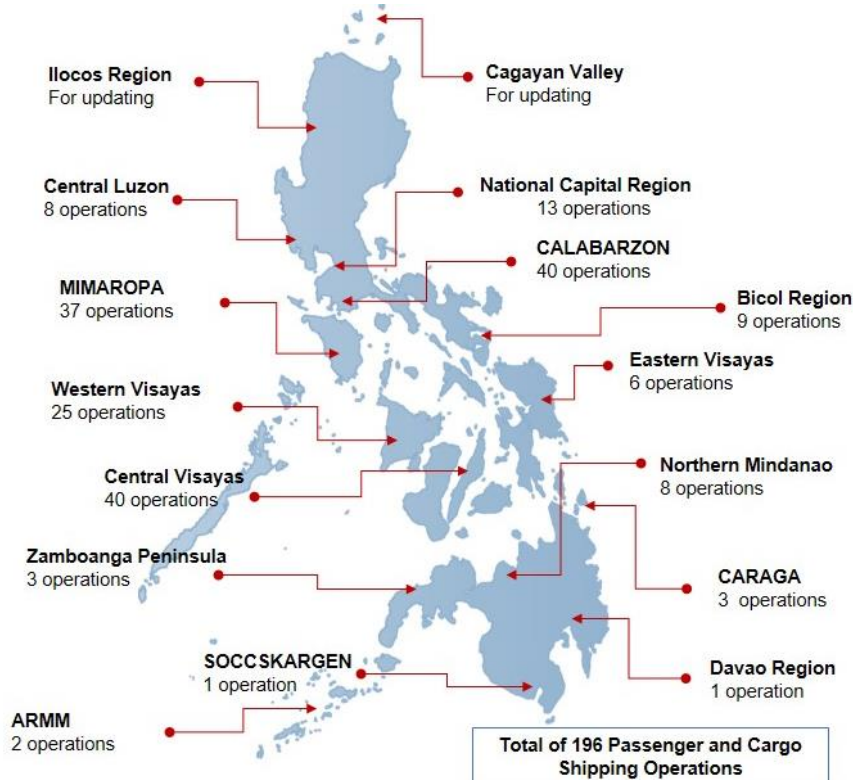
133 Ships Operated Normally

56 Operations Cancelled

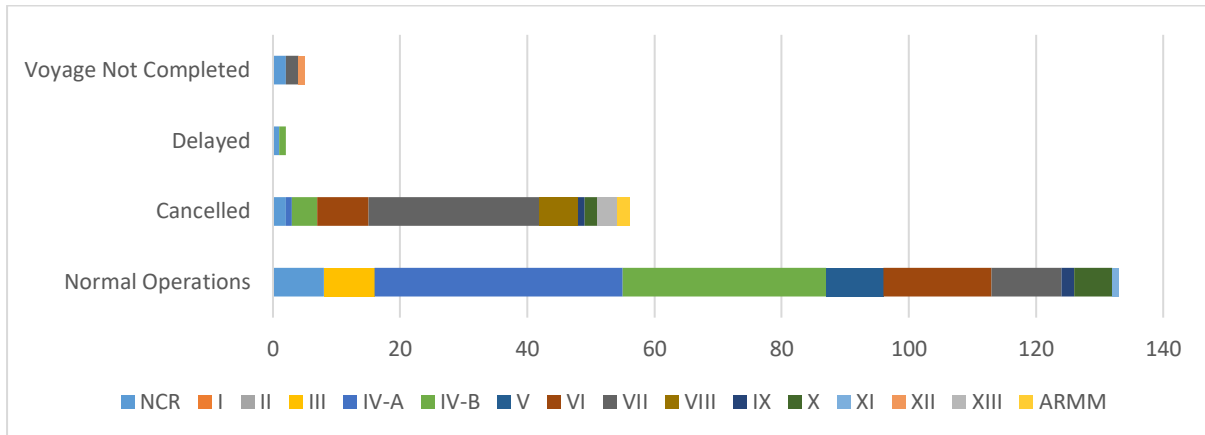
2 Operations Delayed

5 Operations Uncompleted

PASSENGER AND CARGO SHIPPING OPERATIONS IN THE PHILIPPINES AMID CODE RED SUBLEVEL 2 FOR THE COVID-19



I. STATUS OF SHIPPING OPERATIONS NATIONWIDE



On April 30, 2020, there were 196 passenger and cargo shipping operations conducted wherein 133 or 68% were completed in accordance with their Certificate of Public Convenience (CPC).

Out of the 133 operations completed under normal conditions, the reported movements were mostly in the Calabarzon Region at 29% and Mimaropa Region at 24%.

Meanwhile, 29% of the passenger and cargo shipping operations were cancelled, all due to the community quarantine measures imposed by the different local government units governing the ships' ports of destination. Mostly affected were operations in the Central Visayas and Western Visayas Regions.

Only two (2) passenger ships or 1% encountered delays due to the additional measures adopted in view of COVID-19 such as temperature screening and inspections.

Lastly, five (5) cargo shipping operations were not completed at the time of reporting, as the respective ships were still underway.

II. STATUS OF SHIPPING OPERATIONS BY CLASSIFICATION

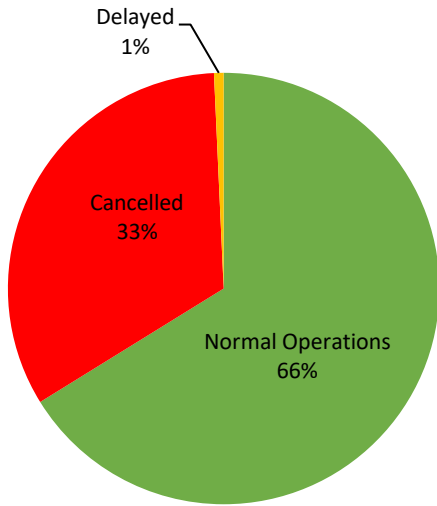
Region	Normal Operations		Cancelled		Delayed		Not Completed	
	Passenger	Cargo	Passenger	Cargo	Passenger	Cargo	Passenger	Cargo
NCR	1	7	2	0	1	0	0	2
I	0	0	0	0	0	0	0	0
II	0	0	0	0	0	0	0	0
III	0	8	0	0	0	0	0	0
IV-A	35	4	1	0	0	0	0	0
IV-B	30	2	4	0	0	1	0	0
V	6	3	0	0	0	0	0	0
VI	13	4	7	1	0	0	0	0
VII	3	8	18	9	0	0	0	2
VIII	0	0	6	0	0	0	0	0
IX	1	1	1	0	0	0	0	0
X	3	3	2	0	0	0	0	0
XI	0	1	0	0	0	0	0	0
XII	0	0	0	0	0	0	0	1
XIII	0	0	3	0	0	0	0	0
ARMM	0	0	2	0	0	0	0	0
Total	92	41	46	10	1	1	0	5

Amid the measures in place due to Code Red Sublevel 2 on COVID-19, 41 out of 57 (72%) cargo ships still operated normally - 7 are container ships, 5 general cargo ships, 4 LCT ships, 1 bulk carrier, 21 oil tankers, and 3 Roro ships.

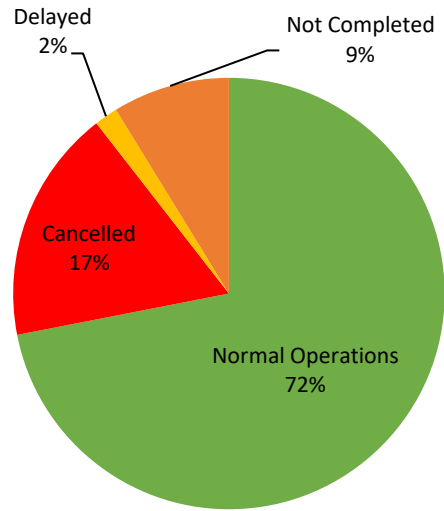
Ninety-two (92) passenger ships completed their voyage – 80 conventional passenger ships and 12 RoPax ships completed their operations but mostly only carried cargoes during their voyage.

Meanwhile out of the 139 passenger ships, 34% were affected by the measures adopted in view of COVID-19. These measures caused either the cancellation, delay, or uncompleted operations of 47 passenger ships.

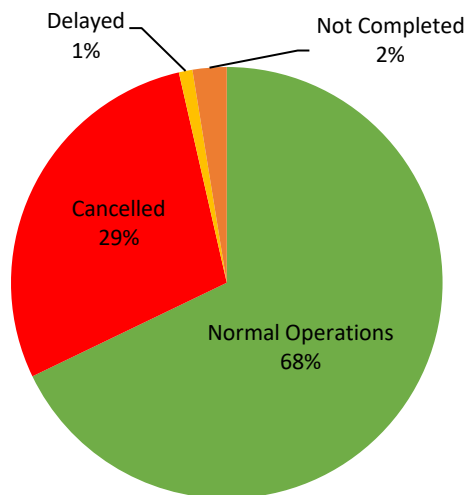
PASSENGER Ship Operations



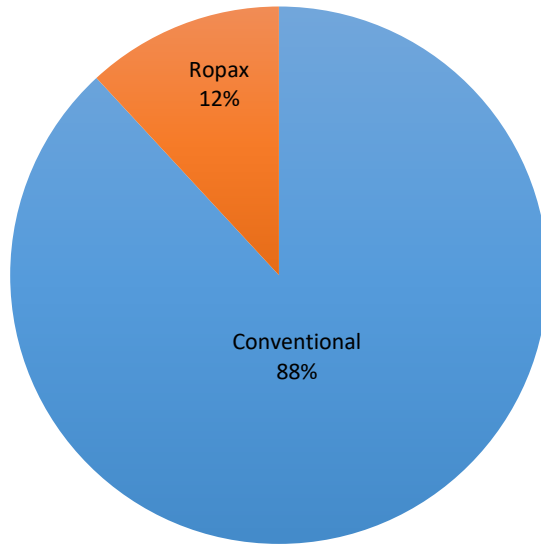
CARGO Ship Operations



PASSENGER and CARGO Ship Operations



Passenger Ship Types under Normal Operations



Cargo Ship Types under Normal Operations

