



## MARITIME INDUSTRY AUTHORITY SITUATION REPORT – 40

Passenger and Cargo Shipping Operations on 02 May 2020  
amid Code Red Sublevel 2 for the COVID-19  
*Data generated on 02 May 2020, 3:00 PM*

### HIGHLIGHTS

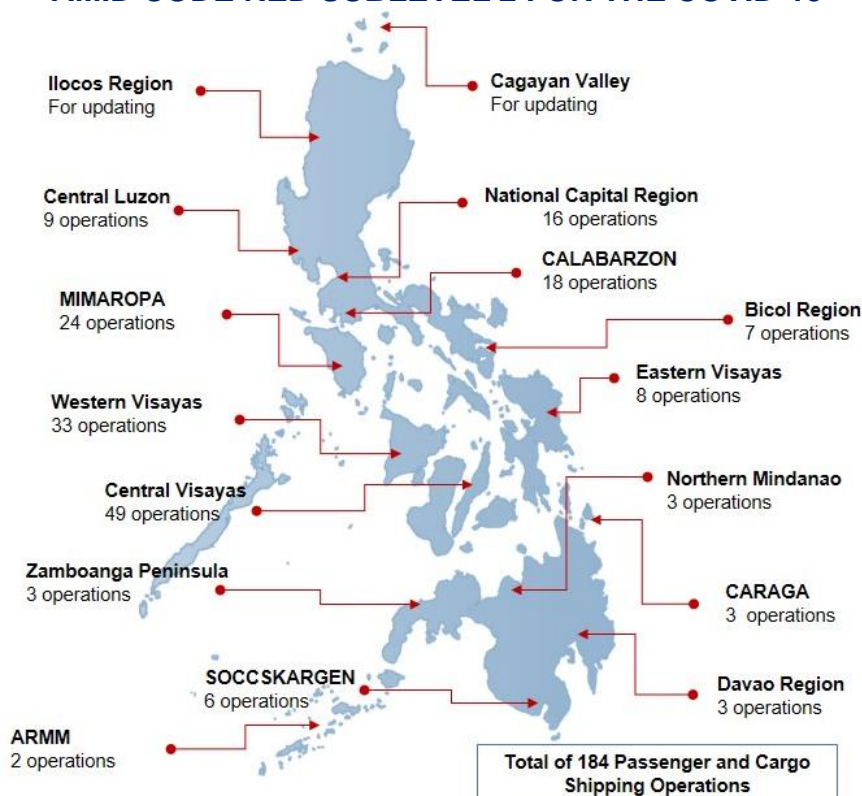
- Sixty-seven percent (67%) of passenger and cargo shipping operations were completed in accordance with the ships' CPC.
- Thirty-three percent (33%) of the shipping operations were affected due to the measures implemented in view Code Red Sublevel 2 for the COVID-19.
- Operations of passenger ships were more affected compared to cargo ships. 86% of the cargo shipping operations were completed under normal conditions compared to passenger ships at 53%.
- **With cargo shipping still operational, transport of goods amid Enhanced Community Quarantine is assured.**

### PASSENGER AND CARGO SHIPPING IN NUMBERS

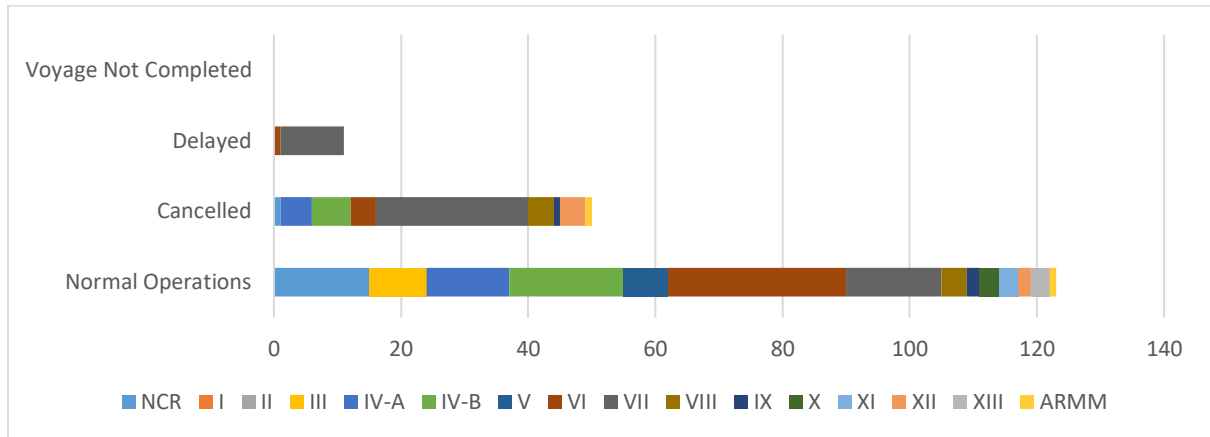
02 May 2020

- 184** Shipping Operations Recorded
- 107** Passenger Ships Operated
- 77** Cargo Ships Operated
- 123** Ships Operated Normally
- 50** Operations Cancelled
- 11** Operations Delayed
- 0** Operation Uncompleted

### PASSENGER AND CARGO SHIPPING OPERATIONS IN THE PHILIPPINES AMID CODE RED SUBLEVEL 2 FOR THE COVID-19



## I. STATUS OF SHIPPING OPERATIONS NATIONWIDE



On May 02, 2020, there were 184 passenger and cargo shipping operations conducted wherein 123 or 67% were completed in accordance with their Certificate of Public Convenience (CPC).

Out of the 123 operations completed under normal conditions, the reported movements were mostly in the Western Visayas Region at 23% and Mimaropa Region at 15%.

Meanwhile, 27% of the passenger and cargo shipping operations were cancelled, all due to the community quarantine measures imposed by the different local government units governing the ships' ports of destination. Mostly affected were operations in the Central Visayas and Mimaropa Regions.

Only eleven (11) passenger ships or 6% encountered delays due to the additional measures adopted in view of COVID-19 such as temperature screening and inspections.

Lastly, there are no uncompleted shipping operations at the time of reporting.

## II. STATUS OF SHIPPING OPERATIONS BY CLASSIFICATION

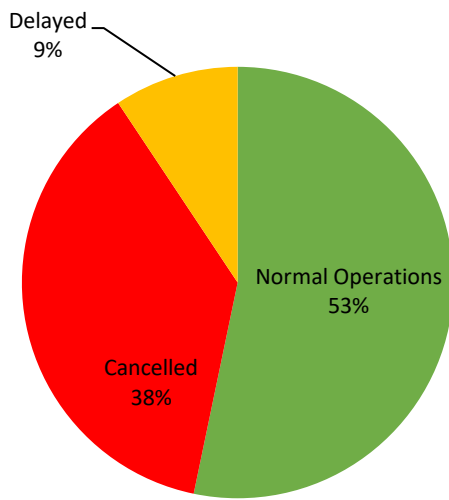
Region	Normal Operations		Cancelled		Delayed		Not Completed	
	Passenger	Cargo	Passenger	Cargo	Passenger	Cargo	Passenger	Cargo
<b>NCR</b>	2	13	1	0	0	0	0	0
<b>I</b>	0	0	0	0	0	0	0	0
<b>II</b>	0	0	0	0	0	0	0	0
<b>III</b>	0	9	0	0	0	0	0	0
<b>IV-A</b>	11	2	5	0	0	0	0	0
<b>IV-B</b>	16	2	6	0	0	0	0	0
<b>V</b>	5	2	0	0	0	0	0	0
<b>VI</b>	17	11	4	0	0	1	0	0
<b>VII</b>	2	13	14	10	10	0	0	0
<b>VIII</b>	0	4	4	0	0	0	0	0
<b>IX</b>	0	2	1	0	0	0	0	0
<b>X</b>	1	2	0	0	0	0	0	0
<b>XI</b>	1	2	0	0	0	0	0	0
<b>XII</b>	1	1	4	0	0	0	0	0
<b>XIII</b>	1	2	0	0	0	0	0	0
<b>ARMM</b>	0	1	1	0	0	0	0	0
<b>Total</b>	<b>57</b>	<b>66</b>	<b>40</b>	<b>10</b>	<b>10</b>	<b>1</b>	<b>0</b>	<b>0</b>

Amid the measures in place due to Code Red Sublevel 2 on COVID-19, 66 out of 77 (86%) cargo ships still operated normally - 14 are container ships, 7 general cargo ships, 19 LCT ships, 1 bulk carrier, 2 chemical tankers, 22 oil tankers, and 1 Roro ship.

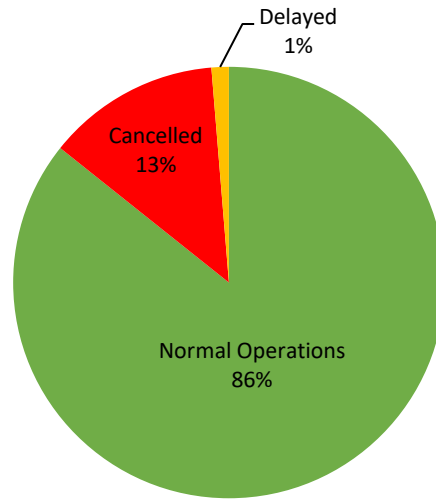
Fifty-seven (57) passenger ships completed their voyage – 46 conventional passenger ships and 11 RoPax ships completed their operations but mostly only carried cargoes during their voyage.

Meanwhile out of the 107 passenger ships, 47% were affected by the measures adopted in view of COVID-19. These measures caused either the cancellation, delay, or uncompleted operations of 50 passenger ships.

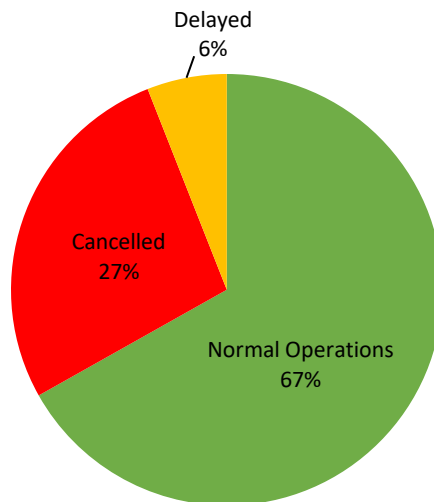
### PASSENGER Ship Operations



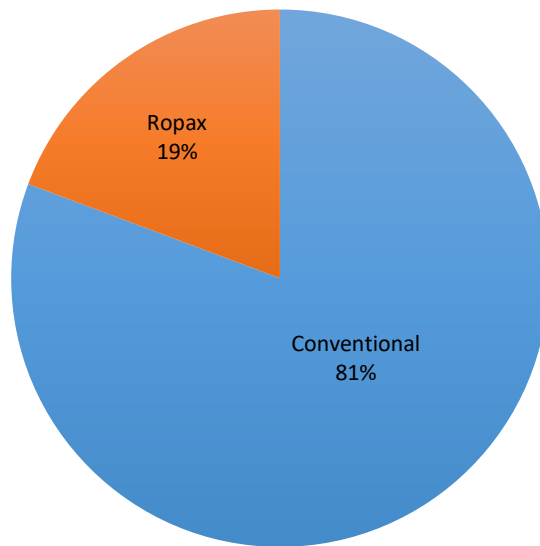
### CARGO Ship Operations



### PASSENGER and CARGO Ship Operations



## Passenger Ship Types under Normal Operations



## Cargo Ship Types under Normal Operations

