



MARITIME INDUSTRY AUTHORITY SITUATION REPORT – 42

Passenger and Cargo Shipping Operations on 04 May 2020
amid Code Red Sublevel 2 for the COVID-19

Data generated on 04 May 2020, 3:00 PM

HIGHLIGHTS

- Fifty-nine percent (59%) of passenger and cargo shipping operations were completed in accordance with the ships' CPC.
- Forty-one percent (41%) of the shipping operations were affected due to the measures implemented in view Code Red Sublevel 2 for the COVID-19.
- Operations of passenger ships were more affected compared to cargo ships. 83% of the cargo shipping operations were completed under normal conditions compared to passenger ships at 49%.
- **With cargo shipping still operational, transport of goods amid Enhanced Community Quarantine is assured.**

PASSENGER AND CARGO SHIPPING IN NUMBERS

04 May 2020

281 Shipping Operations Recorded

199 Passenger Ships Operated

82 Cargo Ships Operated

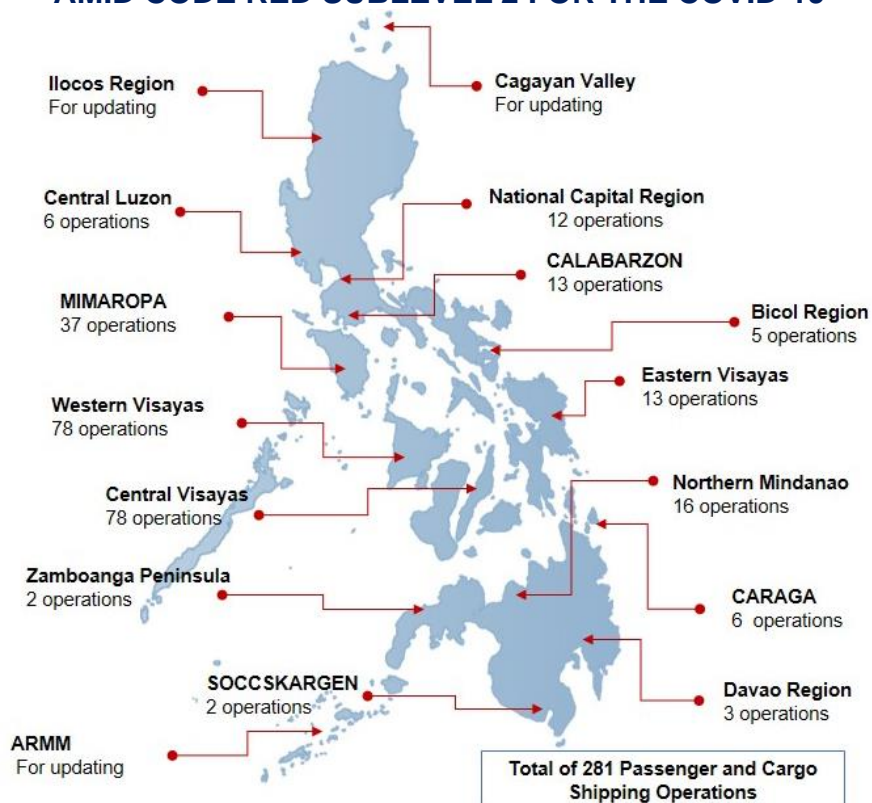
166 Ships Operated Normally

80 Operations Cancelled

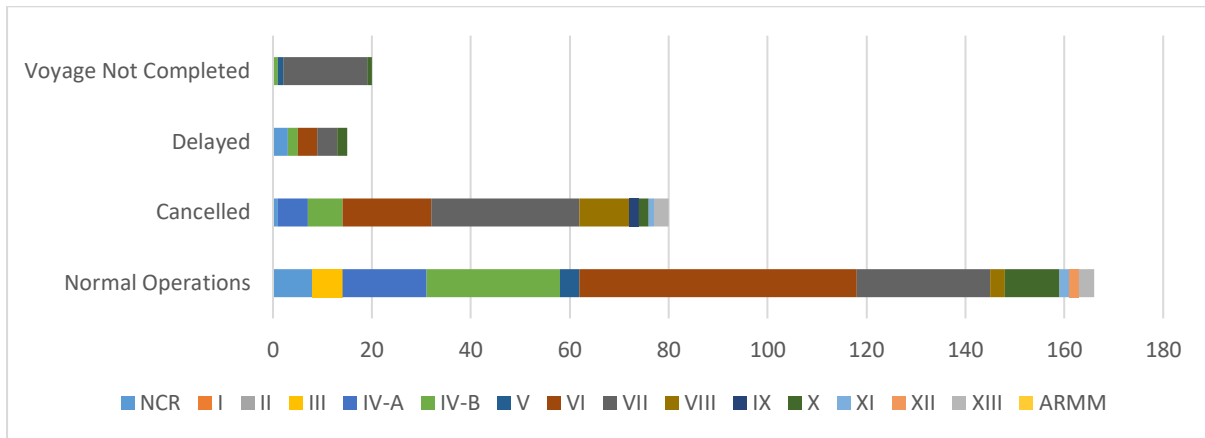
15 Operations Delayed

20 Operations Uncompleted

PASSENGER AND CARGO SHIPPING OPERATIONS IN THE PHILIPPINES AMID CODE RED SUBLEVEL 2 FOR THE COVID-19



I. STATUS OF SHIPPING OPERATIONS NATIONWIDE



On May 04, 2020, there were 281 passenger and cargo shipping operations conducted wherein 166 or 59% were completed in accordance with their Certificate of Public Convenience (CPC).

Out of the 166 operations completed under normal conditions, the reported movements were mostly in the Western Visayas Region at 38% and Central Visayas and Mimaropa Regions both at 16%.

Meanwhile, 29% of the passenger and cargo shipping operations were cancelled, all due to the community quarantine measures imposed by the different local government units governing the ships' ports of destination. Mostly affected were operations in the Central Visayas and Western Visayas Regions.

Fifteen (15) passenger ships or 5% encountered delays due to the additional measures adopted in view of COVID-19 such as temperature screening and inspections.

Lastly, twelve (12) passenger and eight (8) cargo shipping operations were not completed at the time of reporting, as the respective ships were still underway.

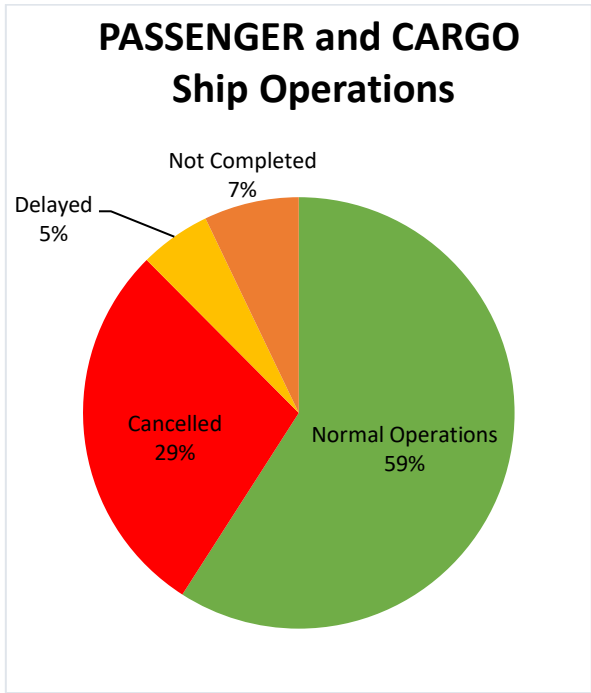
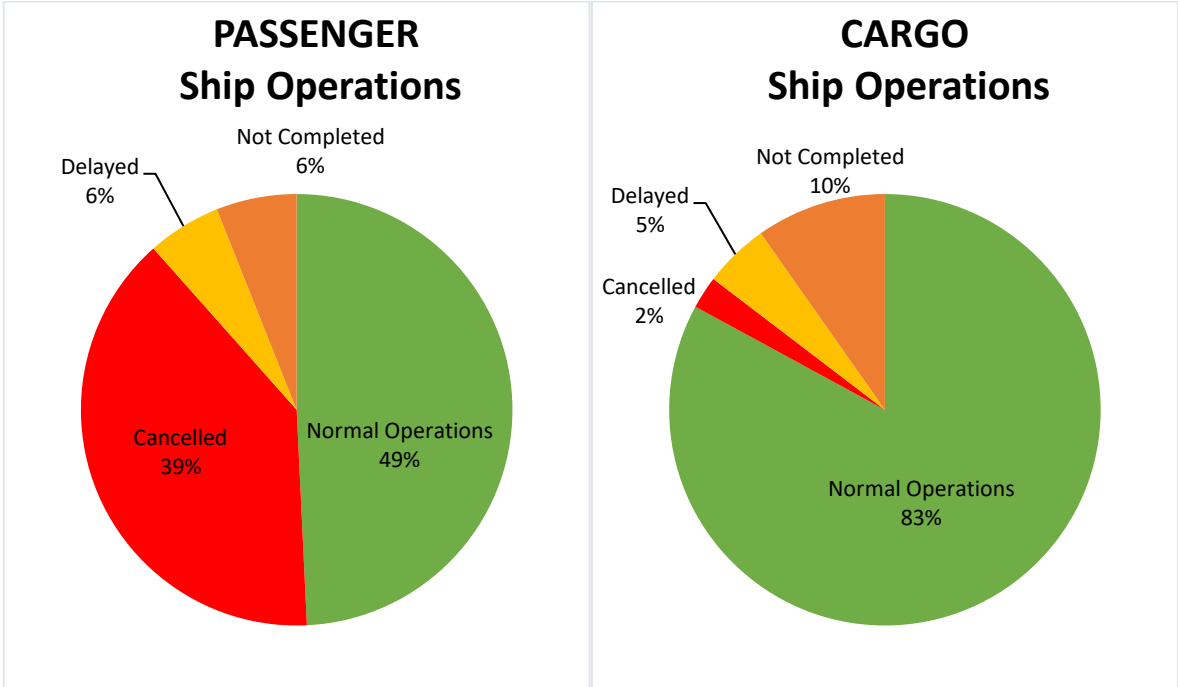
II. STATUS OF SHIPPING OPERATIONS BY CLASSIFICATION

Region	Normal Operations		Cancelled		Delayed		Not Completed	
	Passenger	Cargo	Passenger	Cargo	Passenger	Cargo	Passenger	Cargo
NCR	1	7	1	0	0	3	0	0
I	0	0	0	0	0	0	0	0
II	0	0	0	0	0	0	0	0
III	0	6	0	0	0	0	0	0
IV-A	10	7	6	0	0	0	0	0
IV-B	23	4	7	0	2	0	1	0
V	4	0	0	0	0	0	1	0
VI	44	12	18	0	4	0	0	0
VII	12	15	28	2	4	0	9	8
VIII	0	3	10	0	0	0	0	0
IX	0	0	2	0	0	0	0	0
X	2	9	2	0	1	1	1	0
XI	0	2	1	0	0	0	0	0
XII	0	2	0	0	0	0	0	0
XIII	2	1	3	0	0	0	0	0
ARMM	0	0	0	0	0	0	0	0
Total	98	68	78	2	11	4	12	8

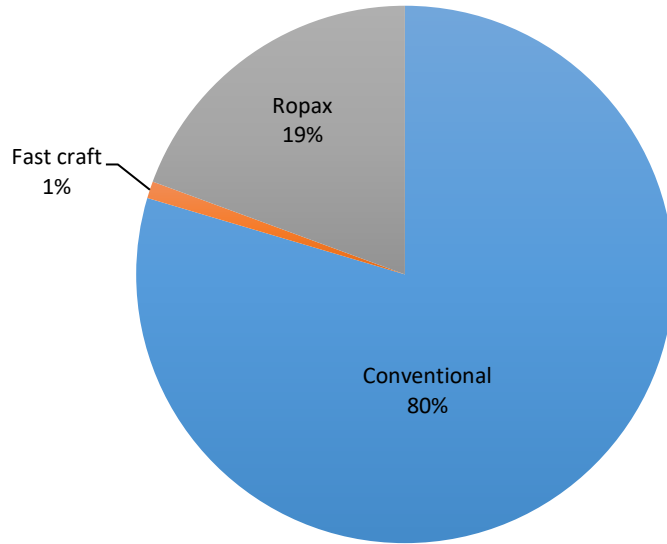
Amid the measures in place due to Code Red Sublevel 2 on COVID-19, 68 out of 82 (83%) cargo ships still operated normally - 18 are container ships, 11 general cargo ships, 16 LCT ships, 19 oil tankers, 3 Roro ships, and 1 other type.

Ninety-eight (98) passenger ships completed their voyage – 1 fast craft ferry, 78 conventional passenger ships, and 19 RoPax ships completed their operations but mostly only carried cargoes during their voyage.

Meanwhile out of the 199 passenger ships, 51% were affected by the measures adopted in view of COVID-19. These measures caused either the cancellation, delay, or uncompleted operations of 101 passenger ships.



Passenger Ship Types under Normal Operations



Cargo Ship Types under Normal Operations

