



MARITIME INDUSTRY AUTHORITY SITUATION REPORT – 45

Passenger and Cargo Shipping Operations on 07 May 2020
amid Code Red Sublevel 2 for the COVID-19
Data generated on 07 May 2020, 1:00 PM

HIGHLIGHTS

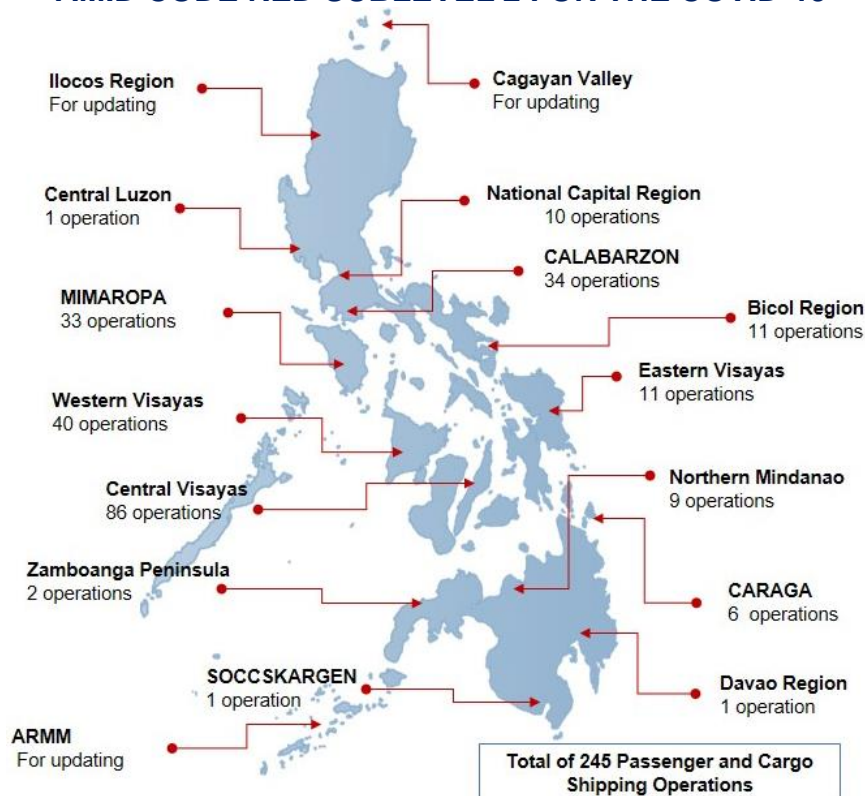
- Sixty-two percent (62%) of passenger and cargo shipping operations were completed in accordance with the ships' CPC.
- Thirty-eight percent (38%) of the shipping operations were affected due to the measures implemented in view Code Red Sublevel 2 for the COVID-19.
- Operations of passenger ships were more affected compared to cargo ships. 74% of the cargo shipping operations were completed under normal conditions compared to passenger ships at 59%.
- **With cargo shipping still operational, transport of goods amid Enhanced Community Quarantine is assured.**

PASSENGER AND CARGO SHIPPING IN NUMBERS

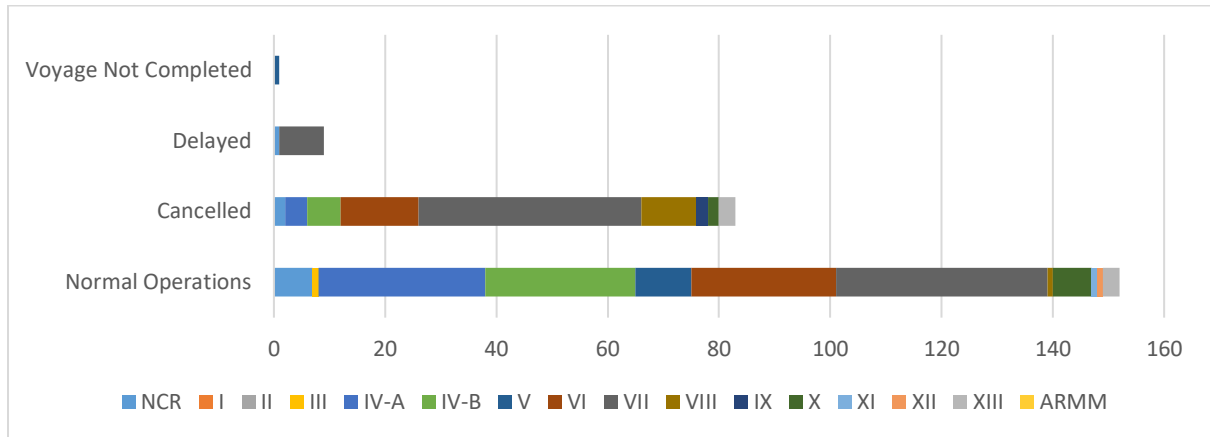
07 May 2020

- 245** Shipping Operations Recorded
- 199** Passenger Ships Operated
- 46** Cargo Ships Operated
- 152** Ships Operated Normally
- 83** Operations Cancelled
- 9** Operations Delayed
- 1** Operation Uncompleted

PASSENGER AND CARGO SHIPPING OPERATIONS IN THE PHILIPPINES AMID CODE RED SUBLEVEL 2 FOR THE COVID-19



I. STATUS OF SHIPPING OPERATIONS NATIONWIDE



On May 07, 2020, there were 245 passenger and cargo shipping operations conducted wherein 152 or 62% were completed in accordance with their Certificate of Public Convenience (CPC).

Out of the 152 operations completed under normal conditions, the reported movements were mostly in the Central Visayas Region at 25% and Calabarzon Region at 20%.

Meanwhile, 34% of the passenger and cargo shipping operations were cancelled, all due to the community quarantine measures imposed by the different local government units governing the ships' ports of destination. Mostly affected were operations in the Central Visayas and Western Visayas Regions.

Nine (9) passenger ships or 4% encountered delays due to the additional measures adopted in view of COVID-19 such as temperature screening and inspections.

Lastly, only one (1) passenger shipping operation was not completed at the time of reporting, as the respective ship was still underway.

II. STATUS OF SHIPPING OPERATIONS BY CLASSIFICATION

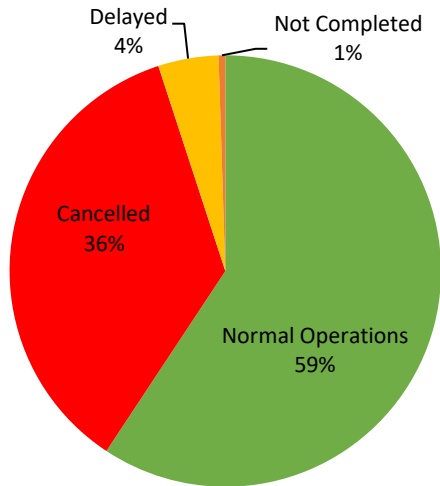
Region	Normal Operations		Cancelled		Delayed		Not Completed	
	Passenger	Cargo	Passenger	Cargo	Passenger	Cargo	Passenger	Cargo
NCR	1	6	2	0	1	0	0	0
I	0	0	0	0	0	0	0	0
II	0	0	0	0	0	0	0	0
III	0	1	0	0	0	0	0	0
IV-A	28	2	4	0	0	0	0	0
IV-B	24	3	6	0	0	0	0	0
V	8	2	0	0	0	0	1	0
VI	25	1	14	0	0	0	0	0
VII	28	10	28	12	8	0	0	0
VIII	0	1	10	0	0	0	0	0
IX	0	0	2	0	0	0	0	0
X	3	4	2	0	0	0	0	0
XI	0	1	0	0	0	0	0	0
XII	0	1	0	0	0	0	0	0
XIII	1	2	3	0	0	0	0	0
ARMM	0	0	0	0	0	0	0	0
Total	118	34	71	12	9	0	1	0

Amid the measures in place due to Code Red Sublevel 2 on COVID-19, 34 out of 46 (74%) cargo ships still operated normally - 14 are container ships, 6 general cargo ships, 2 LCT ships, 1 bulk carrier, 9 Roro ships and 2 other types.

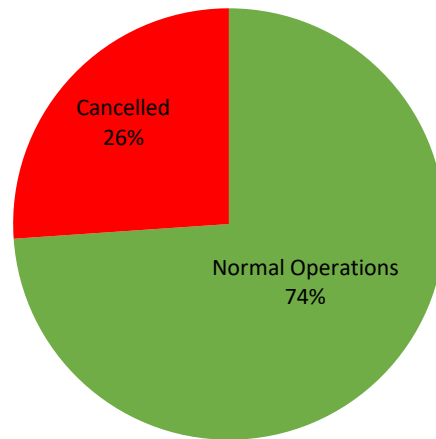
One hundred eighteen (118) passenger ships completed their voyage – 82 conventional passenger ships, and 36 RoPax ships completed their operations but mostly only carried cargoes during their voyage.

Meanwhile out of the 199 passenger ships, 41% were affected by the measures adopted in view of COVID-19. These measures caused either the cancellation, delay, or uncompleted operations of 81 passenger ships.

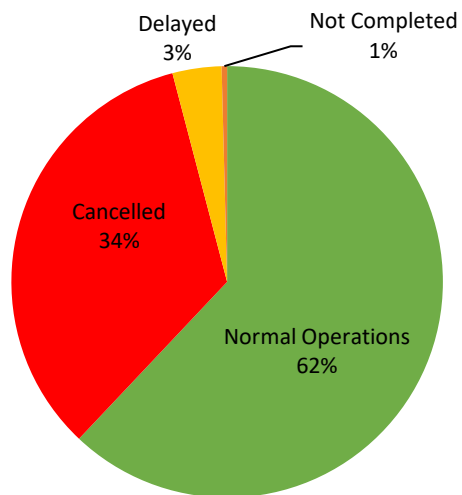
PASSENGER Ship Operations



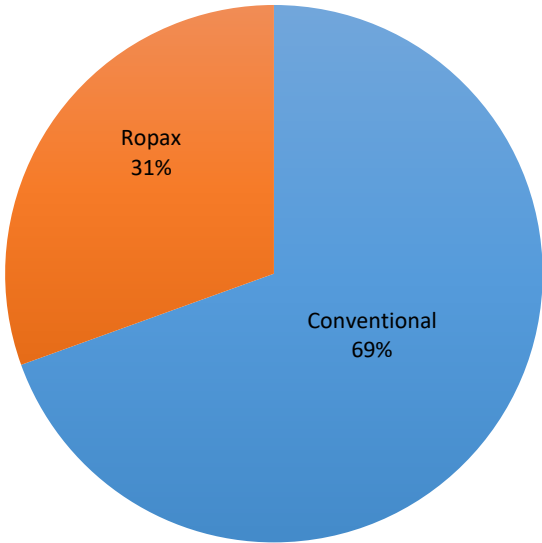
CARGO Ship Operations



PASSENGER and CARGO Ship Operations



Passenger Ship Types under Normal Operations



Cargo Ship Types under Normal Operations

