



MARITIME INDUSTRY AUTHORITY SITUATION REPORT – 46

Passenger and Cargo Shipping Operations on 08 May 2020
amid Code Red Sublevel 2 for the COVID-19
Data generated on 08 May 2020, 3:00 PM

HIGHLIGHTS

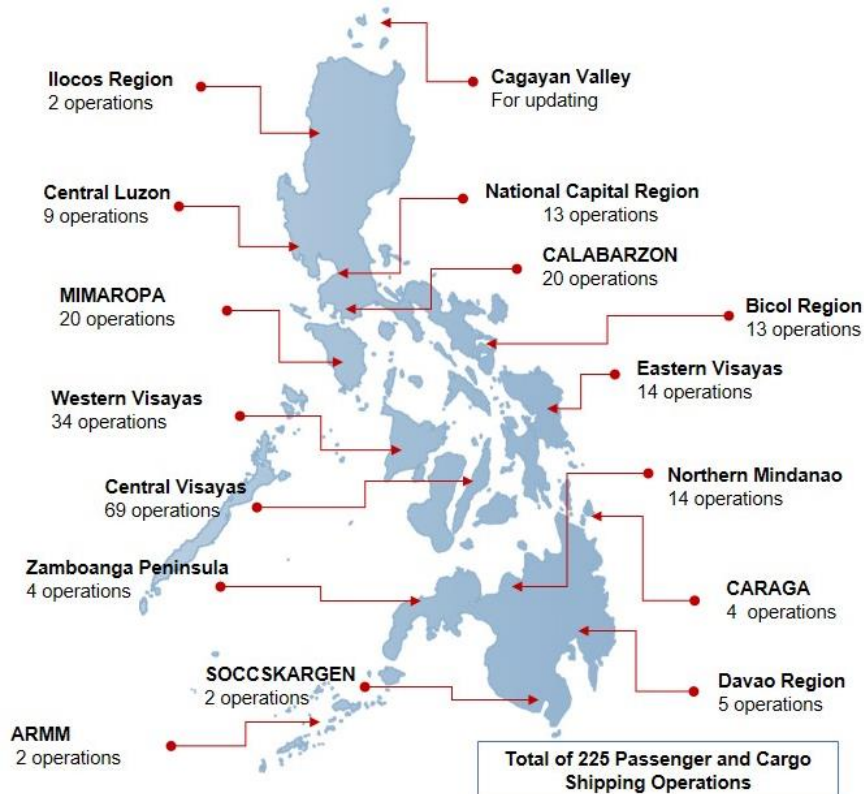
- Fifty-seven percent (57%) of passenger and cargo shipping operations were completed in accordance with the ships' CPC.
- Forty-three percent (43%) of the shipping operations were affected due to the measures implemented in view Code Red Sublevel 2 for the COVID-19.
- Operations of passenger ships were more affected compared to cargo ships. 87% of the cargo shipping operations were completed under normal conditions compared to passenger ships at 39%.
- **With cargo shipping still operational, transport of goods amid Enhanced Community Quarantine is assured.**

PASSENGER AND CARGO SHIPPING IN NUMBERS

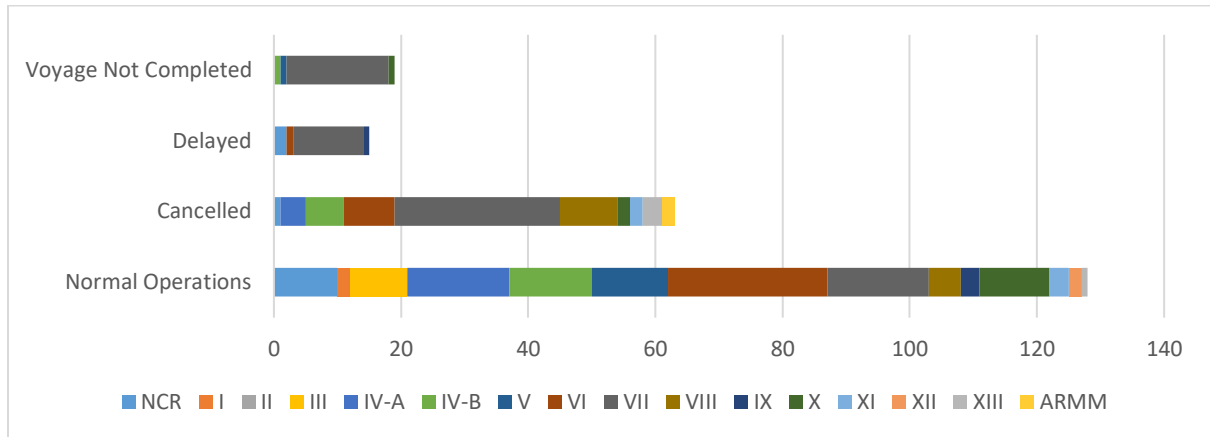
08 May 2020

- 225** Shipping Operations Recorded
- 141** Passenger Ships Operated
- 84** Cargo Ships Operated
- 128** Ships Operated Normally
- 63** Operations Cancelled
- 15** Operations Delayed
- 19** Operations Uncompleted

PASSENGER AND CARGO SHIPPING OPERATIONS IN THE PHILIPPINES AMID CODE RED SUBLEVEL 2 FOR THE COVID-19



I. STATUS OF SHIPPING OPERATIONS NATIONWIDE



On May 08, 2020, there were 225 passenger and cargo shipping operations conducted wherein 128 or 57% were completed in accordance with their Certificate of Public Convenience (CPC).

Out of the 128 operations completed under normal conditions, the reported movements were mostly in the Western Visayas Region at 20% and Calabarzon and Central Visayas Regions both at 13%.

Meanwhile, 28% of the passenger and cargo shipping operations were cancelled, all due to the community quarantine measures imposed by the different local government units governing the ships' ports of destination. Mostly affected were operations in the Central Visayas and Eastern Visayas Regions.

Fifteen (15) passenger ships or 7% encountered delays due to the additional measures adopted in view of COVID-19 such as temperature screening and inspections.

Lastly, ten (10) passenger and nine (9) cargo shipping operations were not completed at the time of reporting, as the respective ships were still underway.

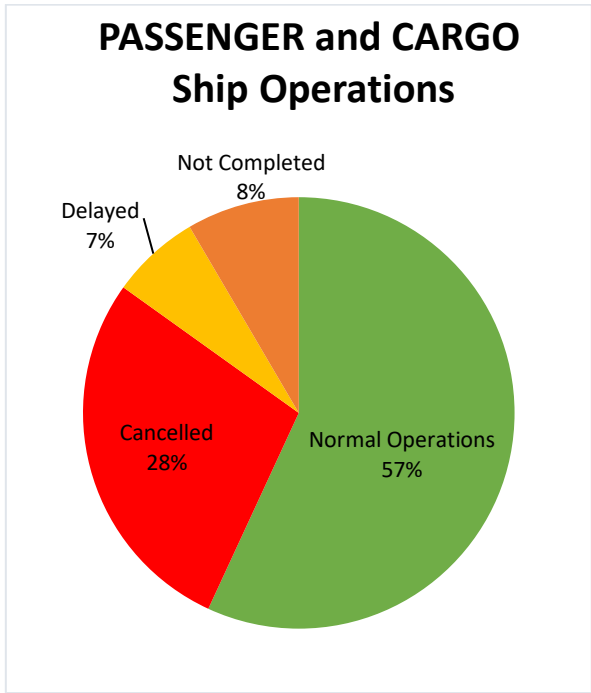
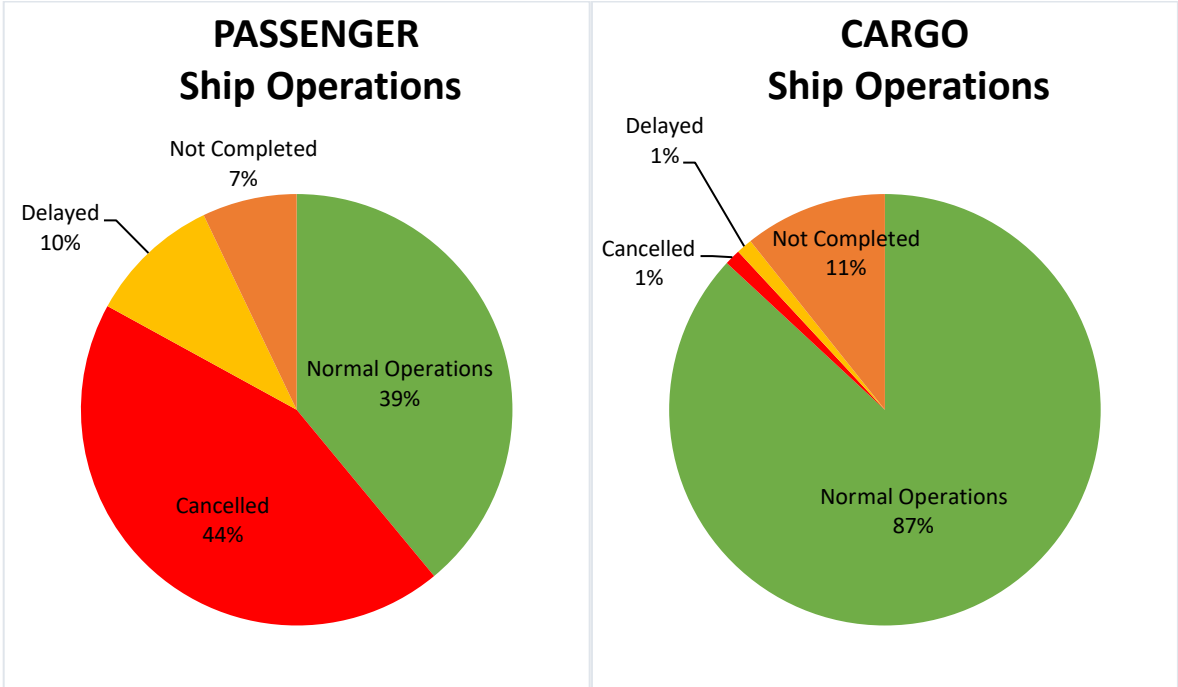
II. STATUS OF SHIPPING OPERATIONS BY CLASSIFICATION

Region	Normal Operations		Cancelled		Delayed		Not Completed	
	Passenger	Cargo	Passenger	Cargo	Passenger	Cargo	Passenger	Cargo
NCR	1	9	1	0	1	1	0	0
I	0	2	0	0	0	0	0	0
II	0	0	0	0	0	0	0	0
III	0	9	0	0	0	0	0	0
IV-A	8	8	4	0	0	0	0	0
IV-B	8	5	6	0	0	0	1	0
V	9	3	0	0	0	0	1	0
VI	20	5	8	0	1	0	0	0
VII	5	11	25	1	11	0	7	9
VIII	1	4	9	0	0	0	0	0
IX	0	3	0	0	1	0	0	0
X	2	9	2	0	0	0	1	0
XI	0	3	2	0	0	0	0	0
XII	0	2	0	0	0	0	0	0
XIII	1	0	3	0	0	0	0	0
ARMM	0	0	2	0	0	0	0	0
Total	55	73	62	1	14	1	10	9

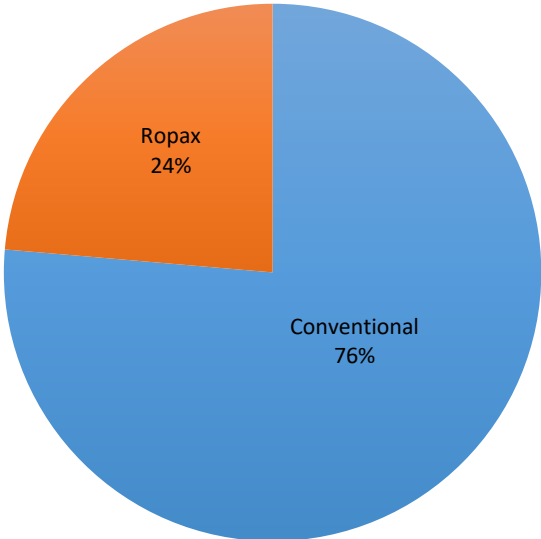
Amid the measures in place due to Code Red Sublevel 2 on COVID-19, 73 out of 84 (87%) cargo ships still operated normally - 17 are container ships, 4 general cargo ships, 11 LCT ships, 3 bulk carriers, 35 oil tankers, 1 Roro ship and 2 other types.

Fifty-five (55) passenger ships completed their voyage – 42 conventional passenger ships, and 13 RoPax ships completed their operations but mostly only carried cargoes during their voyage.

Meanwhile out of the 141 passenger ships, 61% were affected by the measures adopted in view of COVID-19. These measures caused either the cancellation, delay, or uncompleted operations of 86 passenger ships.



Passenger Ship Types under Normal Operations



Cargo Ship Types under Normal Operations

