



MARITIME INDUSTRY AUTHORITY SITUATION REPORT – 47

Passenger and Cargo Shipping Operations on 09 May 2020
amid Code Red Sublevel 2 for the COVID-19
Data generated on 09 May 2020, 3:00 PM

HIGHLIGHTS

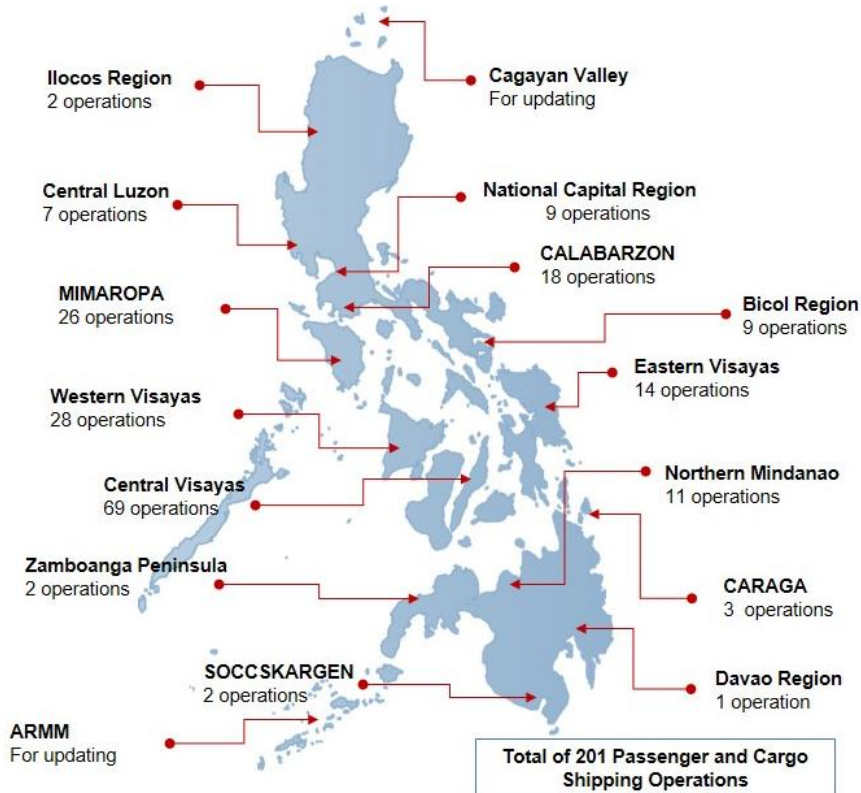
- Fifty-nine percent (59%) of passenger and cargo shipping operations were completed in accordance with the ships' CPC.
- Forty-one percent (41%) of the shipping operations were affected due to the measures implemented in view Code Red Sublevel 2 for the COVID-19.
- Operations of passenger ships were more affected compared to cargo ships. 77% of the cargo shipping operations were completed under normal conditions compared to passenger ships at 48%.
- **With cargo shipping still operational, transport of goods amid Enhanced Community Quarantine is assured.**

PASSENGER AND CARGO SHIPPING IN NUMBERS

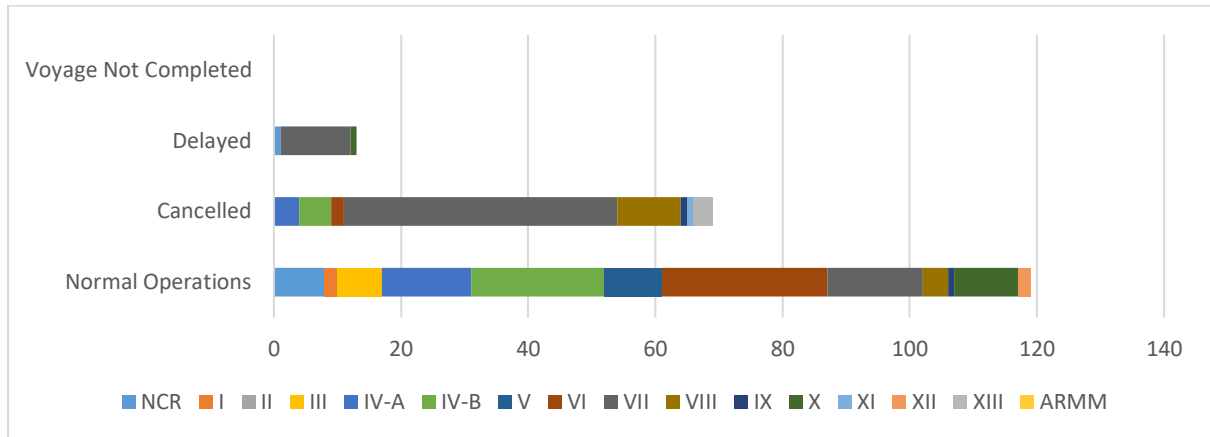
09 May 2020

- 201** Shipping Operations Recorded
- 123** Passenger Ships Operated
- 78** Cargo Ships Operated
- 119** Ships Operated Normally
- 69** Operations Cancelled
- 13** Operations Delayed
- 0** Operation Uncompleted

PASSENGER AND CARGO SHIPPING OPERATIONS IN THE PHILIPPINES AMID CODE RED SUBLEVEL 2 FOR THE COVID-19



I. STATUS OF SHIPPING OPERATIONS NATIONWIDE



On May 09, 2020, there were 201 passenger and cargo shipping operations conducted wherein 119 or 59% were completed in accordance with their Certificate of Public Convenience (CPC).

Out of the 119 operations completed under normal conditions, the reported movements were mostly in the Western Visayas Region at 22% and Mimaropa Region at 18%.

Meanwhile, 34% of the passenger and cargo shipping operations were cancelled, all due to the community quarantine measures imposed by the different local government units governing the ships' ports of destination. Mostly affected were operations in the Central Visayas and Mimaropa Regions.

Thirteen (13) passenger ships or 7% encountered delays due to the additional measures adopted in view of COVID-19 such as temperature screening and inspections.

Lastly, there are no uncompleted shipping operations at the time of reporting.

II. STATUS OF SHIPPING OPERATIONS BY CLASSIFICATION

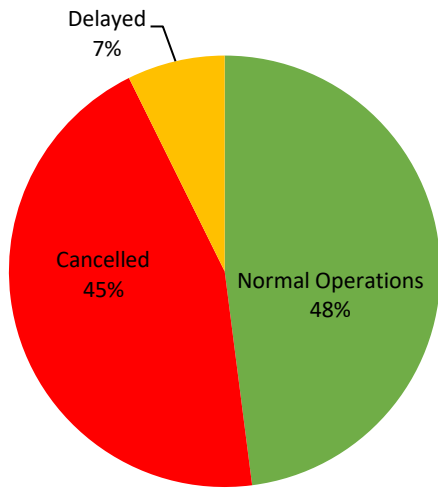
Region	Normal Operations		Cancelled		Delayed		Not Completed	
	Passenger	Cargo	Passenger	Cargo	Passenger	Cargo	Passenger	Cargo
NCR	1	7	0	0	0	1	0	0
I	0	2	0	0	0	0	0	0
II	0	0	0	0	0	0	0	0
III	0	7	0	0	0	0	0	0
IV-A	10	4	4	0	0	0	0	0
IV-B	18	3	5	0	0	0	0	0
V	7	2	0	0	0	0	0	0
VI	17	9	2	0	0	0	0	0
VII	3	12	29	14	9	2	0	0
VIII	0	4	10	0	0	0	0	0
IX	1	0	1	0	0	0	0	0
X	2	8	0	0	0	1	0	0
XI	0	0	1	0	0	0	0	0
XII	0	2	0	0	0	0	0	0
XIII	0	0	3	0	0	0	0	0
ARMM	0	0	0	0	0	0	0	0
Total	59	60	55	14	9	4	0	0

Amid the measures in place due to Code Red Sublevel 2 on COVID-19, 60 out of 78 (77%) cargo ships still operated normally - 16 are container ships, 4 general cargo ships, 15 LCT ships, 23 oil tankers, 1 chemical tanker, and 1 Roro ship.

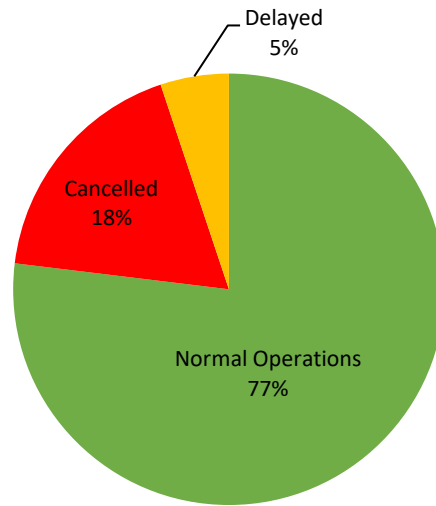
Fifty-nine (59) passenger ships completed their voyage – 49 conventional passenger ships, and 10 RoPax ships completed their operations but mostly only carried cargoes during their voyage.

Meanwhile out of the 123 passenger ships, 52% were affected by the measures adopted in view of COVID-19. These measures caused either the cancellation, delay, or uncompleted operations of 64 passenger ships.

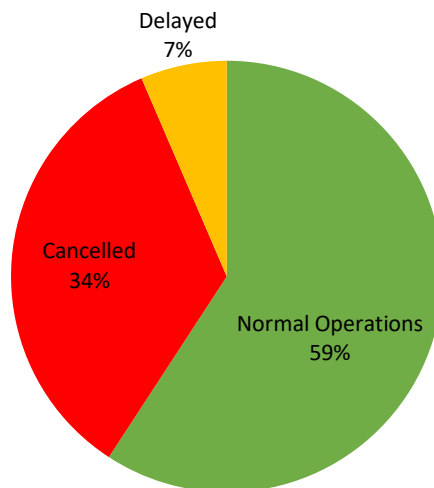
PASSENGER Ship Operations



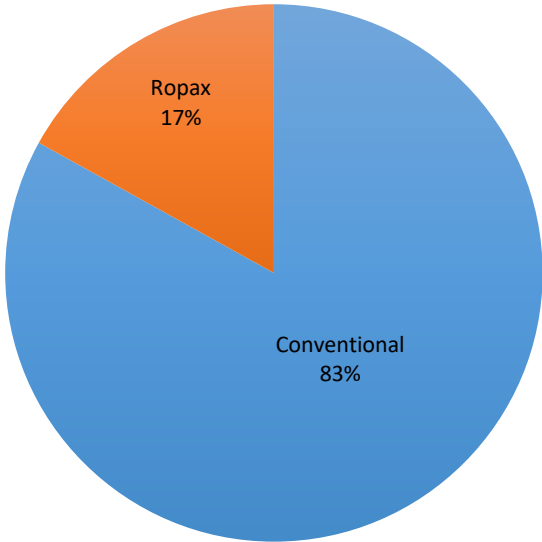
CARGO Ship Operations



PASSENGER and CARGO Ship Operations



Passenger Ship Types under Normal Operations



Cargo Ship Types under Normal Operations

