



## MARITIME INDUSTRY AUTHORITY SITUATION REPORT – 50

Passenger and Cargo Shipping Operations on 12 May 2020  
amid Code Red Sublevel 2 for the COVID-19

*Data generated on 12 May 2020, 3:00 PM*

### HIGHLIGHTS

- Fifty-one percent (51%) of passenger and cargo shipping operations were completed in accordance with the ships' CPC.
- Forty-nine percent (49%) of the shipping operations were affected due to the measures implemented in view Code Red Sublevel 2 for the COVID-19.
- Operations of passenger ships were more affected compared to cargo ships 75% of the cargo shipping operations were completed under normal conditions compared to passenger ships at 42%.
- **With cargo shipping still operational, transport of goods amid Enhanced Community Quarantine is assured.**

### PASSENGER AND CARGO SHIPPING IN NUMBERS

12 May 2020

**207** Shipping Operations Recorded

**147** Passenger Ships Operated

**60** Cargo Ships Operated

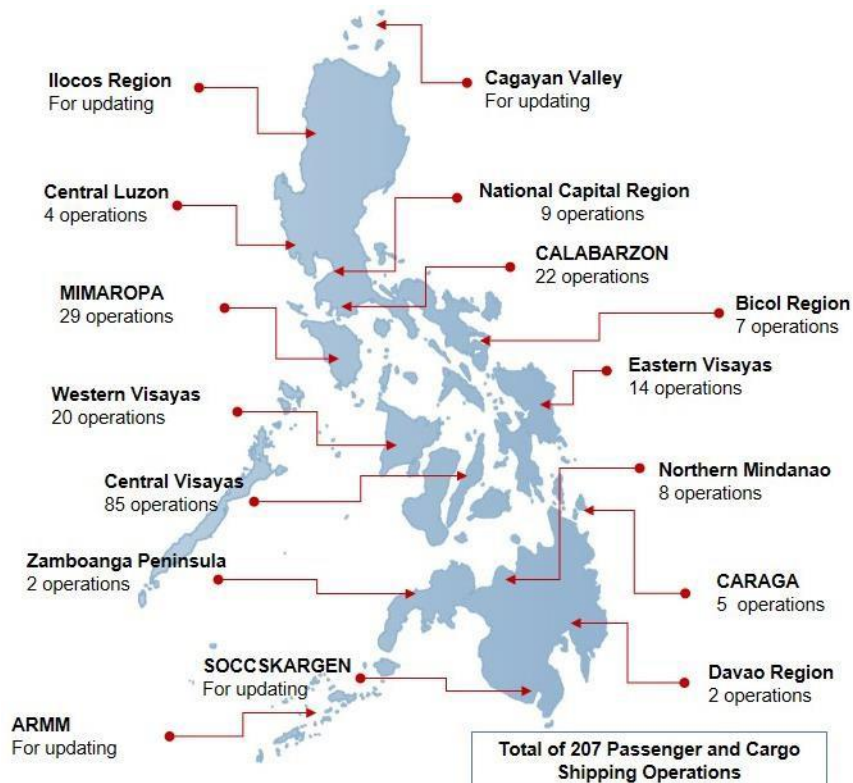
**106** Ships Operated Normally

**84** Operations Cancelled

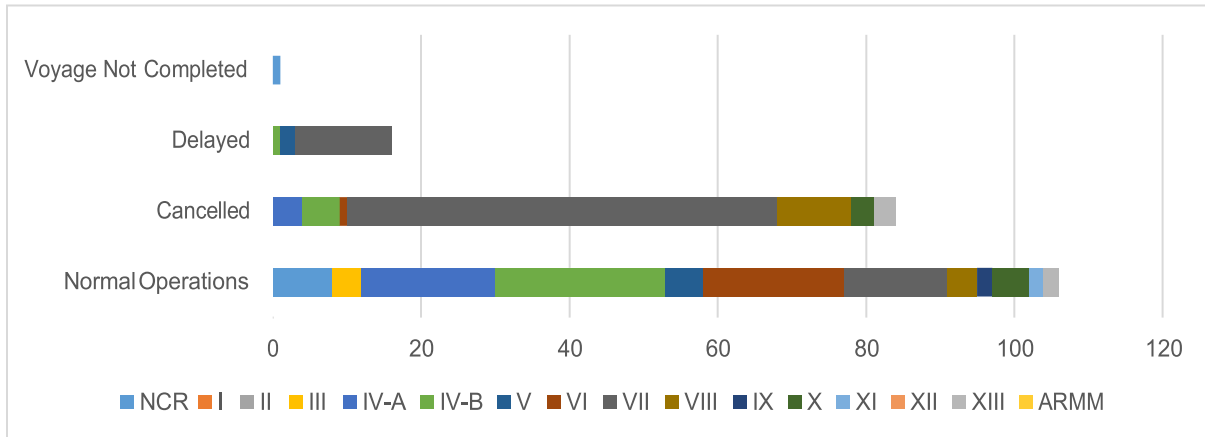
**16** Operations Delayed

**1** Operation Uncompleted

### PASSENGER AND CARGO SHIPPING OPERATIONS IN THE PHILIPPINES AMID CODE RED SUBLEVEL 2 FOR THE COVID-19



## I. STATUS OF SHIPPING OPERATIONS NATIONWIDE



On May 12, 2020, there were 207 passenger and cargo shipping operations conducted wherein 106 or 51% were completed in accordance with their Certificate of Public Convenience (CPC).

Out of the 106 operations completed under normal conditions, the reported movements were mostly in the Central Visayas Region at 41% followed by MIMAROPA Region at 14%.

Meanwhile, 40% of the passenger and cargo shipping operations were cancelled, all due to the community quarantine measures imposed by the different local government units governing the ships' ports of destination. Mostly affected were operations in the Central Visayas and Eastern Visayas Regions.

Sixteen (16) passenger and cargo ships or 8% encountered delays due to the additional measures adopted in view of COVID-19 such as temperature screening and inspections.

Lastly, only one (1) cargo shipping operation was not completed at the time of reporting, as the respective ship was still underway.

## II. STATUS OF SHIPPING OPERATIONS BY CLASSIFICATION

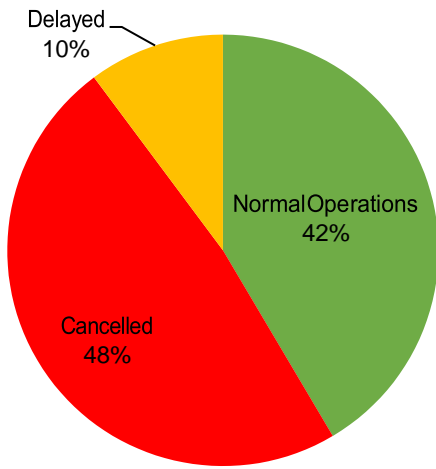
Region	Normal Operations		Cancelled		Delayed		Not Completed	
	Passenger	Cargo	Passenger	Cargo	Passenger	Cargo	Passenger	Cargo
<b>NCR</b>	1	7	0	0	0	0	0	1
<b>I</b>	0	0	0	0	0	0	0	0
<b>II</b>	0	0	0	0	0	0	0	0
<b>III</b>	0	4	0	0	0	0	0	0
<b>IV-A</b>	16	2	4	0	0	0	0	0
<b>IV-B</b>	21	2	5	0	1	0	0	0
<b>V</b>	4	1	0	0	2	0	0	0
<b>VI</b>	13	6	1	0	0	0	0	0
<b>VII</b>	3	11	45	13	12	1	0	0
<b>VIII</b>	0	4	10	0	0	0	0	0
<b>IX</b>	0	2	0	0	0	0	0	0
<b>X</b>	2	3	3	0	0	0	0	0
<b>XI</b>	0	2	0	0	0	0	0	0
<b>XII</b>	0	0	0	0	0	0	0	0
<b>XIII</b>	1	1	3	0	0	0	0	0
<b>ARMM</b>	0	0	0	0	0	0	0	0
<b>Total</b>	<b>61</b>	<b>45</b>	<b>71</b>	<b>13</b>	<b>15</b>	<b>1</b>	<b>0</b>	<b>1</b>

Amid the measures in place due to Code Red Sublevel 2 on COVID-19, 45 out of 60 (75%) cargo ships still operated normally – 1 bulk carrier, 2 chemical tankers, 8 are container ships, 1 general cargo ship, 17 LCT ships and 16 oil tankers.

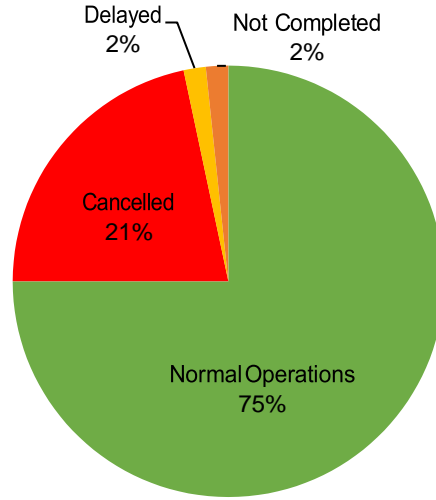
Fifty-four (54) conventional passenger ships or 89% and seven (7) RoPax Ships or 11% also completed their operations but only carried cargoes during their voyage.

Meanwhile out of the 147 passenger ships, 58% were affected by the measures adopted in view of COVID-19. These measures caused either the cancellation, delay or uncompleted operations of 86 passenger ships.

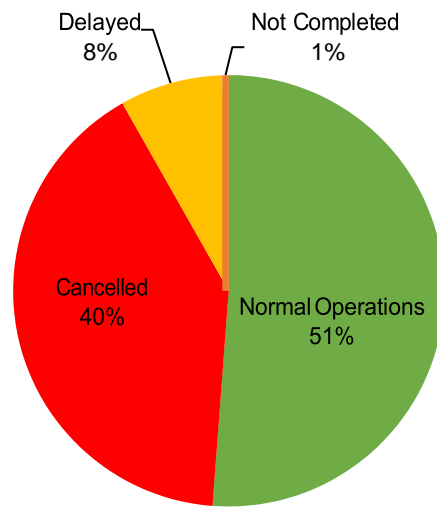
### PASSENGER Ship Operations



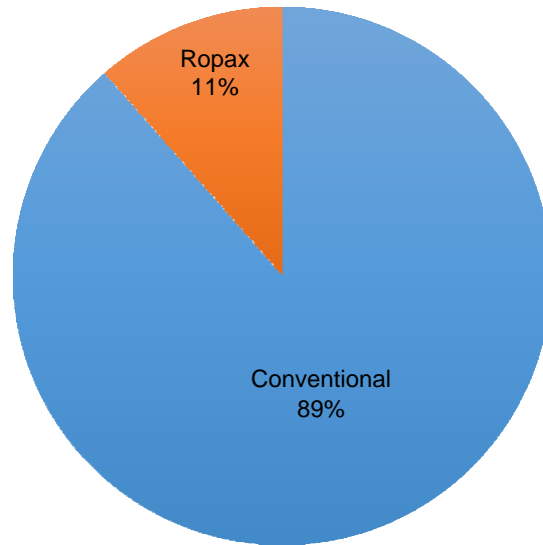
### CARGO Ship Operations



### PASSENGER AND CARGO Ship Operations



## Passenger Ship Types under Normal Operations



## Cargo Ship Types under Normal Operations

