



MARITIME INDUSTRY AUTHORITY SITUATION REPORT – 54

Passenger and Cargo Shipping Operations on 16 May 2020
amid Code Red Sublevel 2 for the COVID-19

Data generated on 16 May 2020, 3:00 PM

HIGHLIGHTS

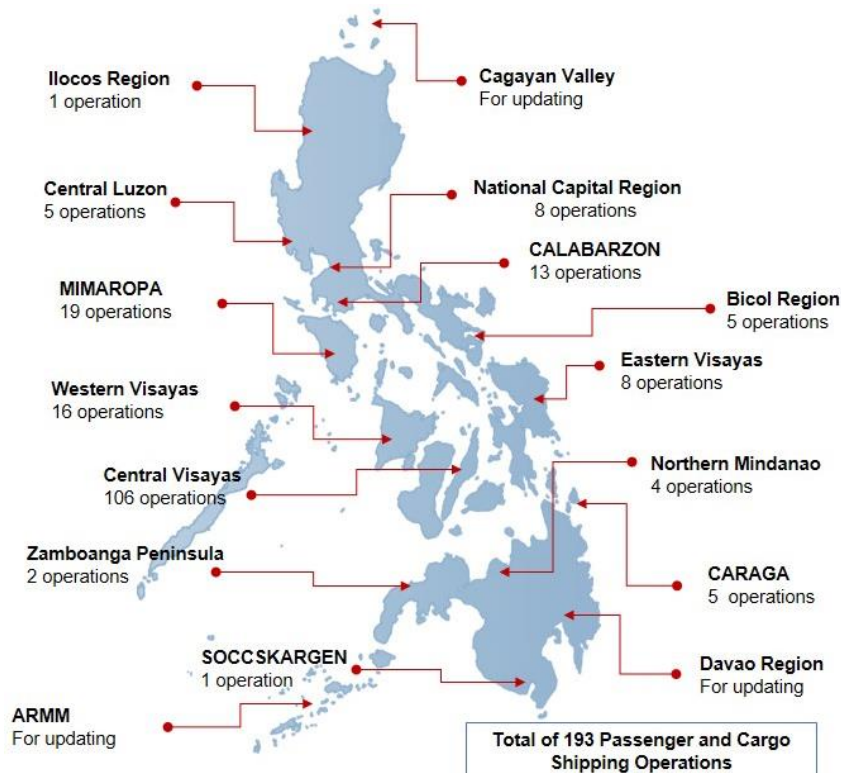
- Sixty-one percent (61%) of passenger and cargo shipping operations were completed in accordance with the ships' CPC.
- Thirty-nine percent (39%) of the shipping operations were affected due to the measures implemented in view Code Red Sublevel 2 for the COVID-19.
- Operations of passenger ships were more affected compared to cargo ships. 82% of the cargo shipping operations were completed under normal conditions compared to passenger ships at 52%.
- **With cargo shipping still operational, transport of goods amid Enhanced Community Quarantine is assured.**

PASSENGER AND CARGO SHIPPING IN NUMBERS

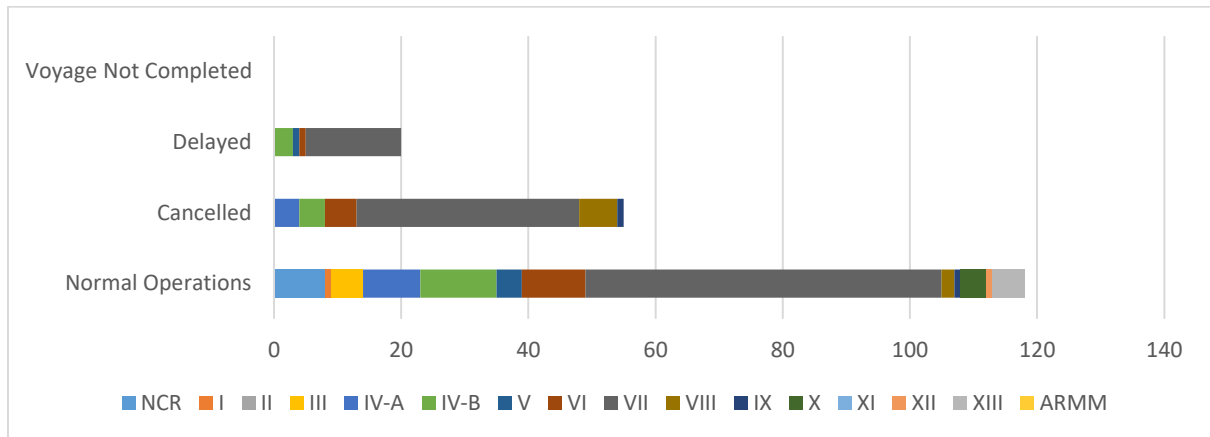
16 May 2020

- 193** Shipping Operations Recorded
- 137** Passenger Ships Operated
- 56** Cargo Ships Operated
- 118** Ships Operated Normally
- 55** Operations Cancelled
- 20** Operations Delayed
- 0** Operation Uncompleted

PASSENGER AND CARGO SHIPPING OPERATIONS IN THE PHILIPPINES AMID CODE RED SUBLEVEL 2 FOR THE COVID-19



I. STATUS OF SHIPPING OPERATIONS NATIONWIDE



On May 16, 2020, there were 193 passenger and cargo shipping operations conducted wherein 118 or 61% were completed in accordance with their Certificate of Public Convenience (CPC).

Out of the 118 operations completed under normal conditions, the reported movements were mostly in the Central Visayas Region at 47% and Mimaropa Region at 10%.

Meanwhile, 29% of the passenger and cargo shipping operations were cancelled, all due to the community quarantine measures imposed by the different local government units governing the ships' ports of destination. Mostly affected were operations in the Central Visayas and Western Visayas Regions.

Twenty (20) passenger ships or 10% encountered delays due to the additional measures adopted in view of COVID-19 such as temperature screening and inspections.

Lastly, there are no uncompleted shipping operations at the time of reporting.

II. STATUS OF SHIPPING OPERATIONS BY CLASSIFICATION

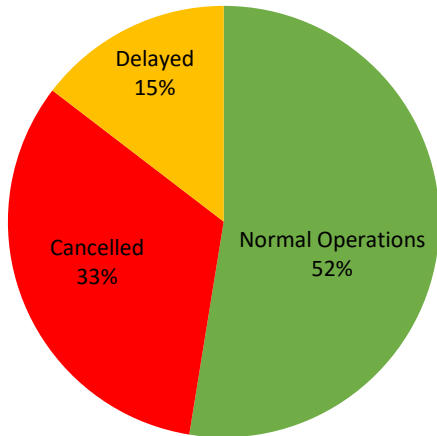
Region	Normal Operations		Cancelled		Delayed		Not Completed	
	Passenger	Cargo	Passenger	Cargo	Passenger	Cargo	Passenger	Cargo
NCR	0	8	0	0	0	0	0	0
I	0	1	0	0	0	0	0	0
II	0	0	0	0	0	0	0	0
III	0	5	0	0	0	0	0	0
IV-A	7	2	4	0	0	0	0	0
IV-B	11	1	4	0	3	0	0	0
V	3	1	0	0	1	0	0	0
VI	3	7	5	0	1	0	0	0
VII	45	11	25	10	15	0	0	0
VIII	1	1	6	0	0	0	0	0
IX	0	1	1	0	0	0	0	0
X	1	3	0	0	0	0	0	0
XI	0	0	0	0	0	0	0	0
XII	0	1	0	0	0	0	0	0
XIII	1	4	0	0	0	0	0	0
ARMM	0	0	0	0	0	0	0	0
Total	72	46	45	10	20	0	0	0

Amid the measures in place due to Code Red Sublevel 2 on COVID-19, 46 out of 56 (82%) cargo ships still operated normally – are 1 chemical tanker, 12 container ships, 2 general cargo ships, 13 LCT ships, and 18 oil tankers.

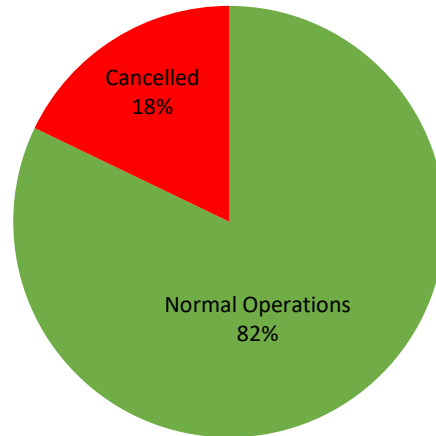
Seventy-two (72) passenger ships completed their voyage – 20 conventional passenger ships, 51 RoPax ships and 1 fast craft ferry completed their operations but mostly only carried cargoes during their voyage.

Meanwhile out of the 137 passenger ships, 48% were affected by the measures adopted in view of COVID-19. These measures caused either the cancellation, delay, or uncompleted operations of 65 passenger ships.

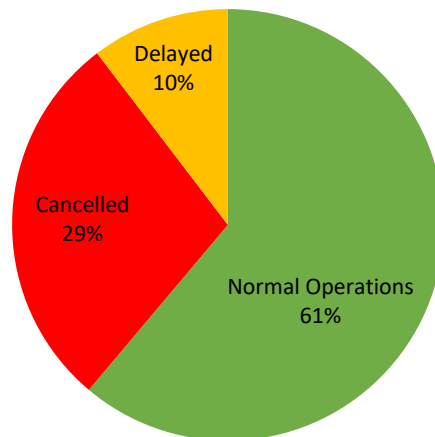
PASSENGER Ship Operations



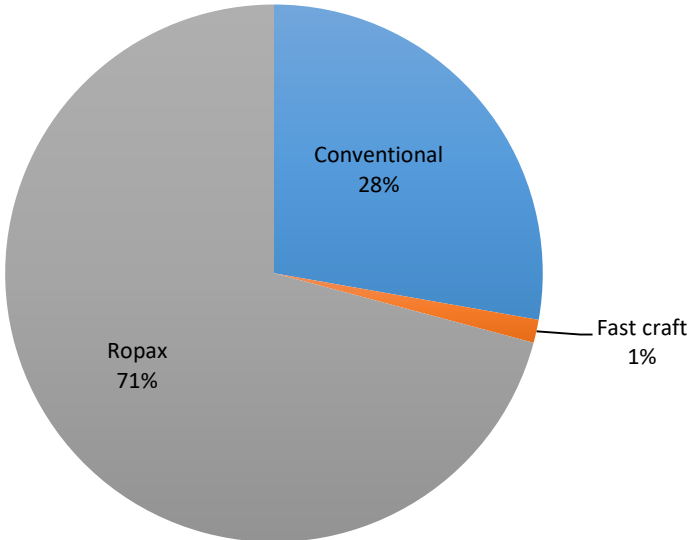
CARGO Ship Operations



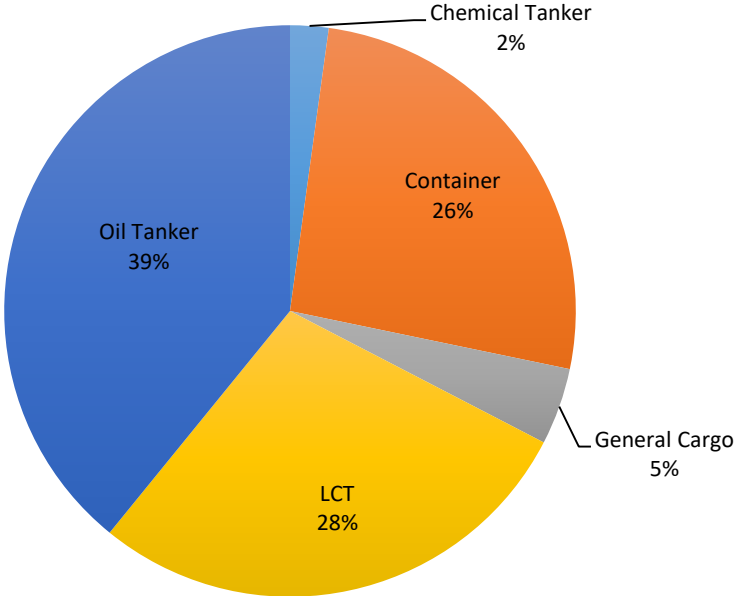
PASSENGER AND CARGO Ship Operations



Passenger Ship Types under Normal Operations



Cargo Ship Types under Normal Operations





WEEKLY STATUS OF SHIPPING OPERATIONS

20 March to 14 May 2020

