



MARITIME INDUSTRY AUTHORITY SITUATION REPORT – 58

Passenger and Cargo Shipping Operations on 20 May 2020
 amid Code Red Sublevel 2 for the COVID-19
Data generated on 20 May 2020, 3:00 PM

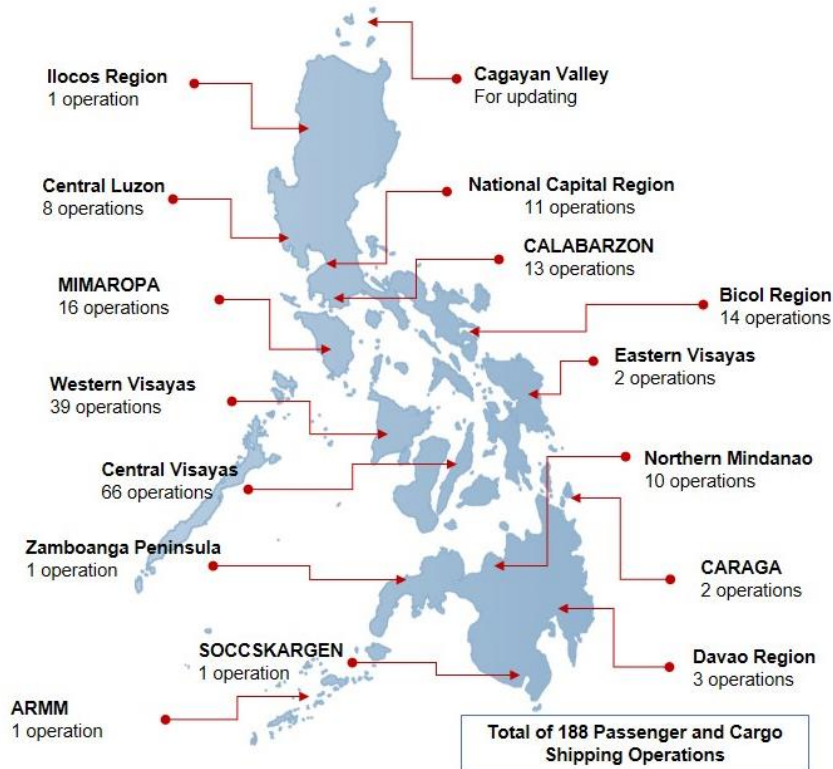
HIGHLIGHTS

- Sixty-nine percent (69%) of passenger and cargo shipping operations were completed in accordance with the ships' CPC.
- Thirty-one percent (31%) of the shipping operations were affected due to the measures implemented in view Code Red Sublevel 2 for the COVID-19.
- Operations of passenger ships were more affected compared to cargo ships. 84% of the cargo shipping operations were completed under normal conditions compared to passenger ships at 59%.
- **With cargo shipping still operational, transport of goods amid Enhanced Community Quarantine is assured.**

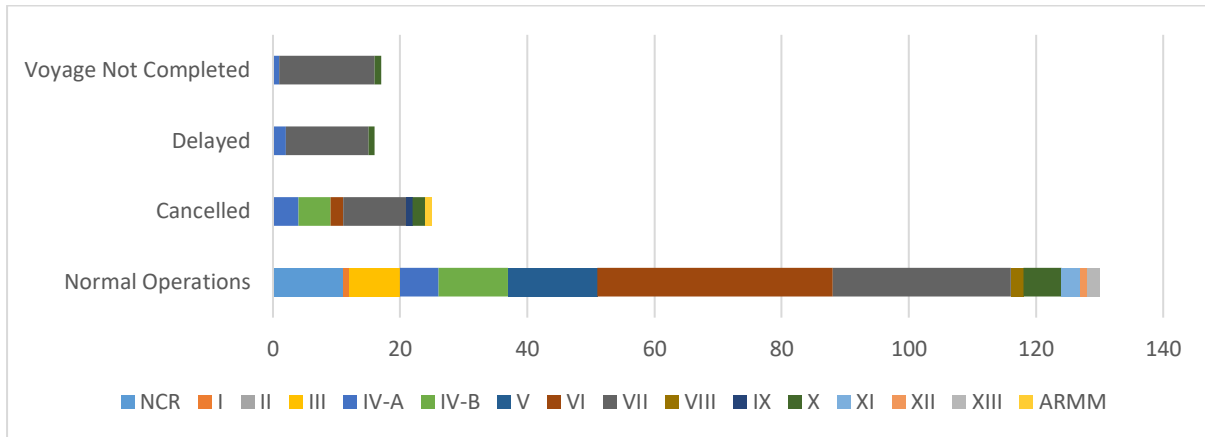
PASSENGER AND CARGO SHIPPING IN NUMBERS
20 May 2020

- 188** Shipping Operations Recorded
- 111** Passenger Ships Operated
- 77** Cargo Ships Operated
- 130** Ships Operated Normally
- 25** Operations Cancelled
- 16** Operations Delayed
- 17** Operations Uncompleted

PASSENGER AND CARGO SHIPPING OPERATIONS IN THE PHILIPPINES AMID CODE RED SUBLEVEL 2 FOR THE COVID-19



I. STATUS OF SHIPPING OPERATIONS NATIONWIDE



On May 20, 2020, there were 188 passenger and cargo shipping operations conducted wherein 130 or 69% were completed in accordance with their Certificate of Public Convenience (CPC).

Out of the 130 operations completed under normal conditions, the reported movements were mostly in the Western Visayas Region at 28% and Central Visayas Region at 21%.

Meanwhile, 13% of the passenger and cargo shipping operations were cancelled, all due to the community quarantine measures imposed by the different local government units governing the ships' ports of destination. Mostly affected were operations in the Central Visayas and Mimaropa Regions.

Sixteen (16) passenger ships or 9% encountered delays due to the additional measures adopted in view of COVID-19 such as temperature screening and inspections.

Lastly, eight (8) passenger and nine (9) cargo shipping operations were not completed at the time of reporting, as the respective ships were still underway.

II. STATUS OF SHIPPING OPERATIONS BY CLASSIFICATION

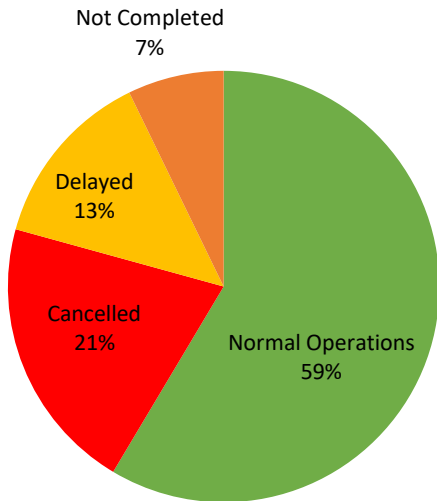
Region	Normal Operations		Cancelled		Delayed		Not Completed	
	Passenger	Cargo	Passenger	Cargo	Passenger	Cargo	Passenger	Cargo
NCR	2	9	0	0	0	0	0	0
I	0	1	0	0	0	0	0	0
II	0	0	0	0	0	0	0	0
III	0	8	0	0	0	0	0	0
IV-A	4	2	4	0	2	0	1	0
IV-B	8	3	5	0	0	0	0	0
V	12	2	0	0	0	0	0	0
VI	31	6	2	0	0	0	0	0
VII	3	25	8	2	13	0	6	9
VIII	0	2	0	0	0	0	0	0
IX	0	0	1	0	0	0	0	0
X	3	3	2	0	0	1	1	0
XI	0	3	0	0	0	0	0	0
XII	0	1	0	0	0	0	0	0
XIII	2	0	0	0	0	0	0	0
ARMM	0	0	1	0	0	0	0	0
Total	65	65	23	2	15	1	8	9

Amid the measures in place due to Code Red Sublevel 2 on COVID-19, 65 out of 77 (84%) cargo ships still operated normally – are 17 container ships, 3 general cargo ships, 15 LCT ships, 24 oil tankers, and 6 Roro cargo ships.

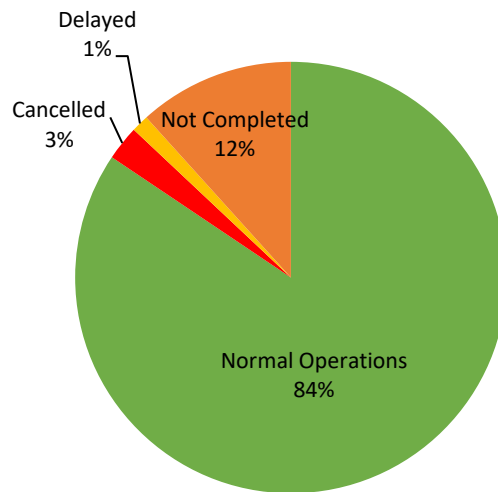
Sixty-five (65) passenger ships completed their voyage – 53 conventional passenger ships and 12 RoPax ships completed their operations but mostly only carried cargoes during their voyage.

Meanwhile out of the 111 passenger ships, 41% were affected by the measures adopted in view of COVID-19. These measures caused either the cancellation, delay, or uncompleted operations of 46 passenger ships.

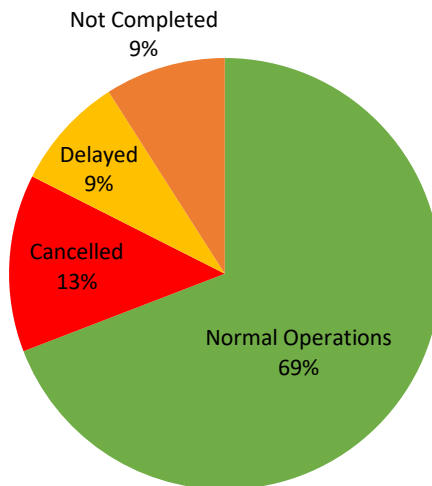
PASSENGER Ship Operations



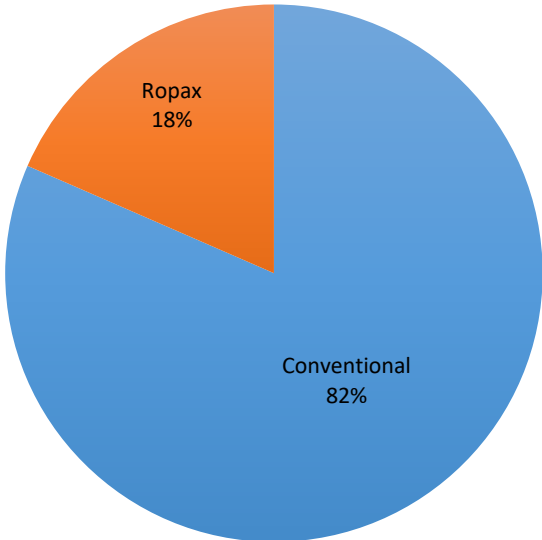
CARGO Ship Operations



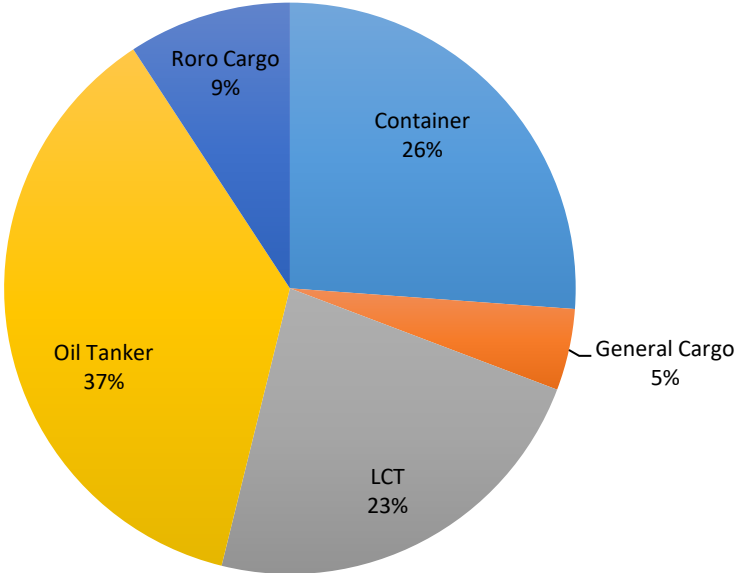
PASSENGER AND CARGO Ship Operations



Passenger Ship Types under Normal Operations



Cargo Ship Types under Normal Operations





WEEKLY STATUS OF SHIPPING OPERATIONS

20 March to 07 May 2020

