



## MARITIME INDUSTRY AUTHORITY SITUATION REPORT – 60

Passenger and Cargo Shipping Operations on May 22, 2020  
amid Code Red Sublevel 2 for the COVID-19

*Data generated on May 22, 2020, 3:00 PM*

### HIGHLIGHTS

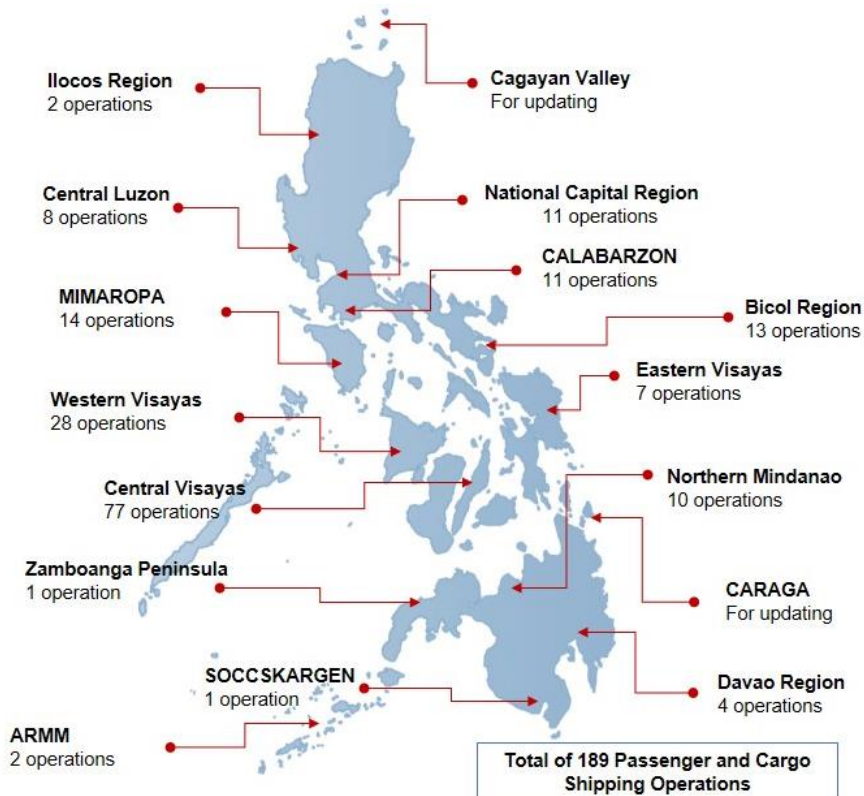
- Sixty percent (60%) of passenger and cargo shipping operations were completed in accordance with the ships' CPC.
- Forty percent (40%) of the shipping operations were affected due to the measures implemented in view Code Red Sublevel 2 for the COVID-19.
- Operations of passenger ships were more affected compared to cargo ships. 85% of the cargo shipping operations were completed under normal conditions compared to passenger ships at 41%.
- **With cargo shipping still operational, transport of goods amid Enhanced Community Quarantine is assured.**

### PASSENGER AND CARGO SHIPPING IN NUMBERS

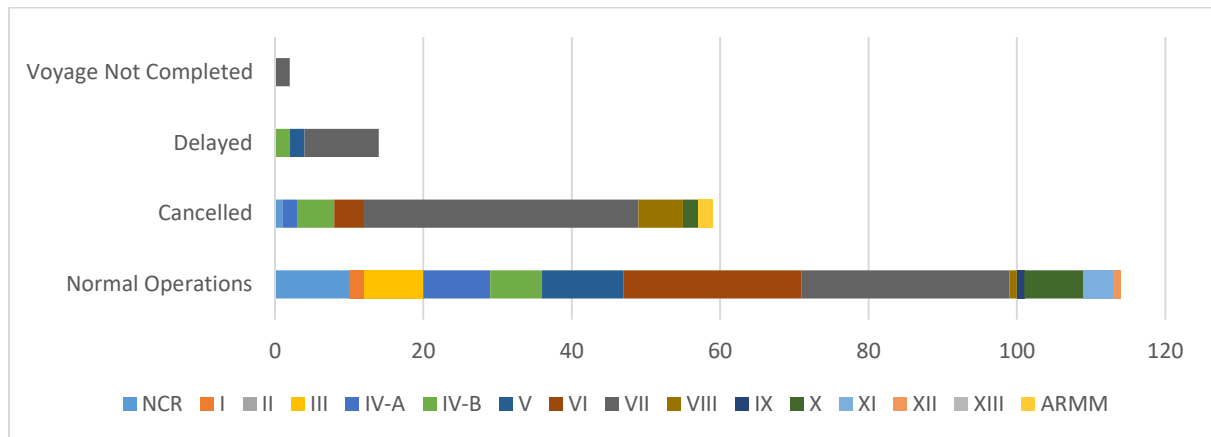
May 22, 2020

- 189** Shipping Operations Recorded
- 107** Passenger Ships Operated
- 82** Cargo Ships Operated
- 114** Ships Operated Normally
- 59** Operations Cancelled
- 14** Operations Delayed
- 2** Operations Uncompleted

### PASSENGER AND CARGO SHIPPING OPERATIONS IN THE PHILIPPINES AMID CODE RED SUBLEVEL 2 FOR THE COVID-19



## I. STATUS OF SHIPPING OPERATIONS NATIONWIDE



On May 22, 2020, there were 189 passenger and cargo shipping operations conducted wherein 114 or 60% were completed in accordance with their Certificate of Public Convenience (CPC).

Out of the 114 operations completed under normal conditions, the reported movements were mostly in the Central Visayas Region at 25% and Western Visayas Region at 21%.

Meanwhile, 31% of the passenger and cargo shipping operations were cancelled, all due to the community quarantine measures imposed by the different local government units governing the ships' ports of destination. Mostly affected were operations in the Central Visayas and Eastern Visayas Regions.

Thirteen (13) passenger ships or 12% encountered delays due to the additional measures adopted in view of COVID-19 such as temperature screening and inspections.

Lastly, two (2) cargo shipping operations were not completed at the time of reporting, as the respective ships were still underway.

## II. STATUS OF SHIPPING OPERATIONS BY CLASSIFICATION

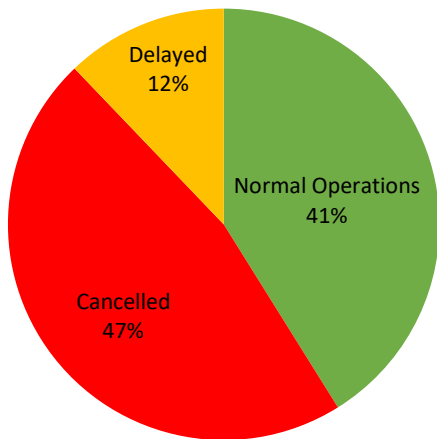
| Region       | Normal Operations |           | Cancelled |          | Delayed   |          | Not Completed |          |
|--------------|-------------------|-----------|-----------|----------|-----------|----------|---------------|----------|
|              | Passenger         | Cargo     | Passenger | Cargo    | Passenger | Cargo    | Passenger     | Cargo    |
| <b>NCR</b>   | 3                 | 7         | 1         | 0        | 0         | 0        | 0             | 0        |
| <b>I</b>     | 0                 | 2         | 0         | 0        | 0         | 0        | 0             | 0        |
| <b>II</b>    | 0                 | 0         | 0         | 0        | 0         | 0        | 0             | 0        |
| <b>III</b>   | 0                 | 8         | 0         | 0        | 0         | 0        | 0             | 0        |
| <b>IV-A</b>  | 6                 | 3         | 2         | 0        | 0         | 0        | 0             | 0        |
| <b>IV-B</b>  | 3                 | 4         | 5         | 0        | 2         | 0        | 0             | 0        |
| <b>V</b>     | 9                 | 2         | 0         | 0        | 2         | 0        | 0             | 0        |
| <b>VI</b>    | 13                | 11        | 4         | 0        | 0         | 0        | 0             | 0        |
| <b>VII</b>   | 5                 | 23        | 28        | 9        | 9         | 1        | 0             | 2        |
| <b>VIII</b>  | 1                 | 0         | 6         | 0        | 0         | 0        | 0             | 0        |
| <b>IX</b>    | 1                 | 0         | 0         | 0        | 0         | 0        | 0             | 0        |
| <b>X</b>     | 3                 | 5         | 2         | 0        | 0         | 0        | 0             | 0        |
| <b>XI</b>    | 0                 | 4         | 0         | 0        | 0         | 0        | 0             | 0        |
| <b>XII</b>   | 0                 | 1         | 0         | 0        | 0         | 0        | 0             | 0        |
| <b>XIII</b>  | 0                 | 0         | 0         | 0        | 0         | 0        | 0             | 0        |
| <b>ARMM</b>  | 0                 | 0         | 2         | 0        | 0         | 0        | 0             | 0        |
| <b>Total</b> | <b>44</b>         | <b>70</b> | <b>50</b> | <b>9</b> | <b>13</b> | <b>1</b> | <b>0</b>      | <b>2</b> |

Amid the measures in place due to Code Red Sublevel 2 on COVID-19, 70 out of 82 (85%) cargo ships still operated normally – are 2 chemical tanker, 14 container ships, 5 general cargo ships, 17 LCT ships, 24 oil tankers, 7 Roro cargo ships, and 1 other type.

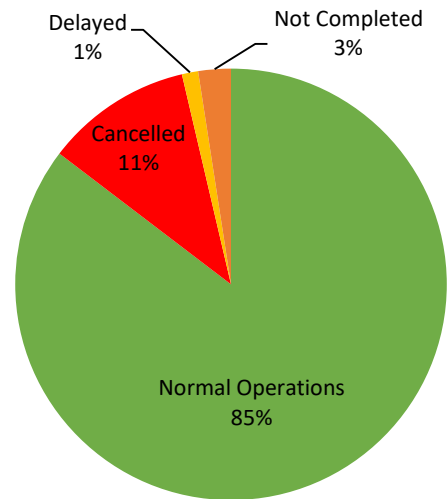
Forty-four (44) passenger ships completed their voyage – 19 conventional passenger ships, 24 RoPax ships and 1 fast craft ferry completed their operations but mostly only carried cargoes during their voyage.

Meanwhile out of the 107 passenger ships, 59% were affected by the measures adopted in view of COVID-19. These measures caused either the cancellation, delay, or uncompleted operations of 63 passenger ships.

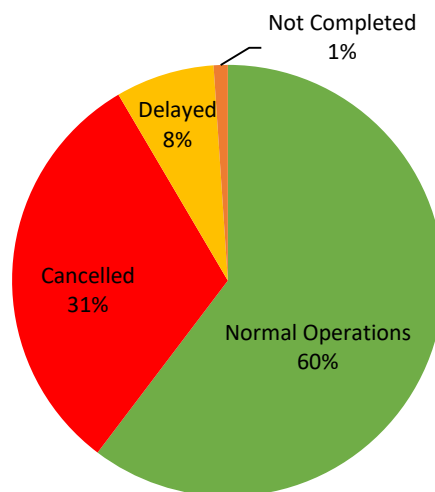
### PASSENGER Ship Operations



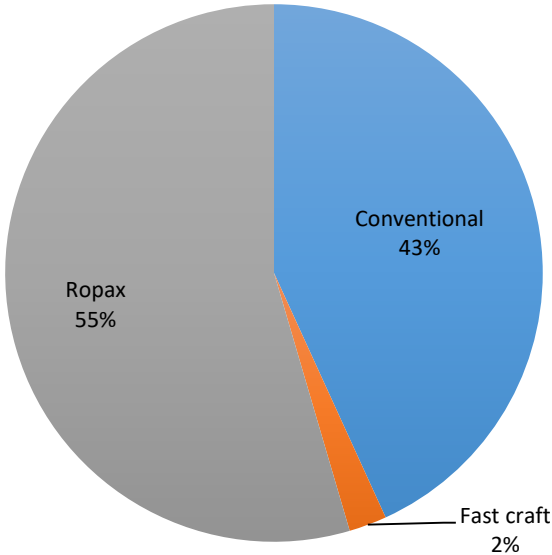
### CARGO Ship Operations



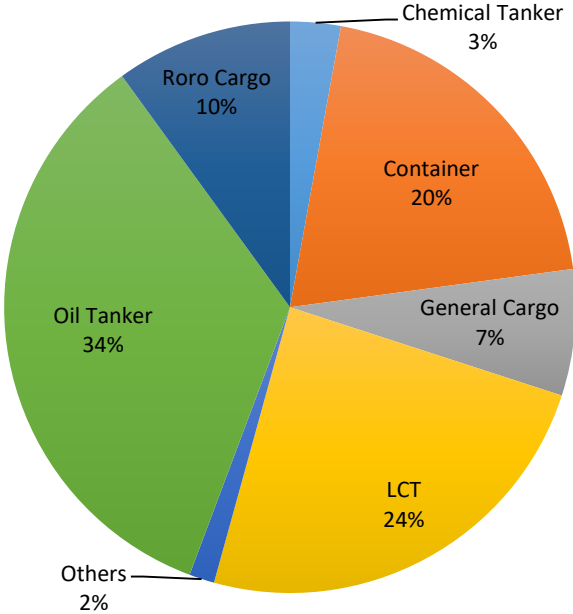
### PASSENGER AND CARGO Ship Operations



### Passenger Ship Types under Normal Operations



### Cargo Ship Types under Normal Operations





# WEEKLY STATUS OF SHIPPING OPERATIONS

20 March to 21 May 2020

