



## MARITIME INDUSTRY AUTHORITY SITUATION REPORT – 62

Passenger and Cargo Shipping Operations on May 24, 2020  
 amid Code Red Sublevel 2 for the COVID-19  
*Data generated on May 24, 2020, 3:00 PM*

### HIGHLIGHTS

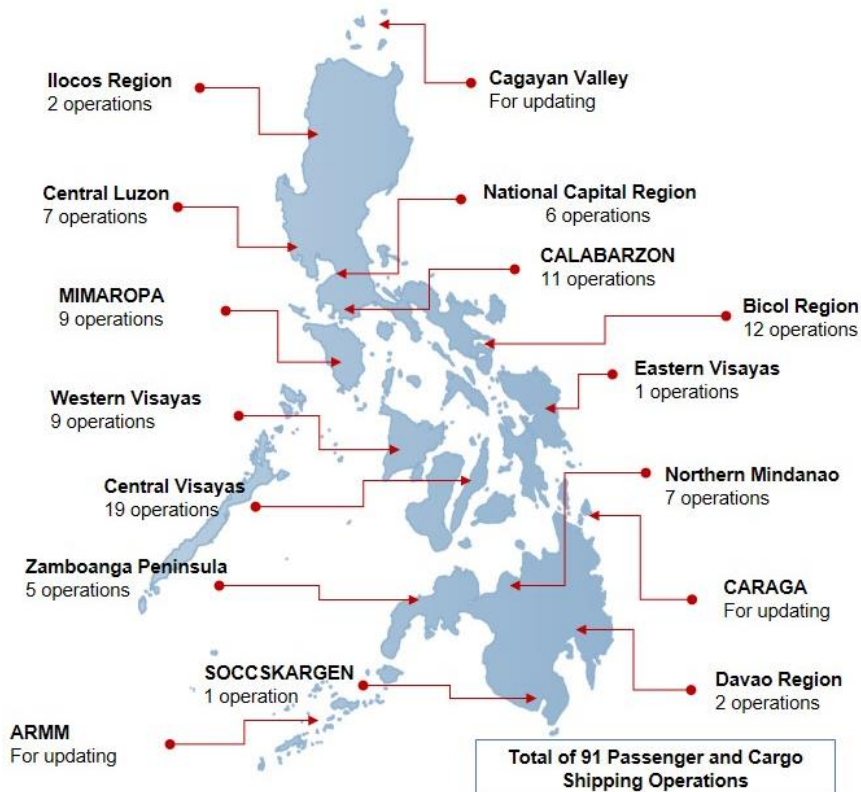
- Seventy-three percent (73%) of passenger and cargo shipping operations were completed in accordance with the ships' CPC.
- Twenty-seven percent (27%) of the shipping operations were affected due to the measures implemented in view Code Red Sublevel 2 for the COVID-19.
- Operations of passenger ships were more affected compared to cargo ships. 94% of the cargo shipping operations were completed under normal conditions compared to passenger ships at 58%.
- With cargo shipping still operational, transport of goods amid Enhanced Community Quarantine is assured.**

### PASSENGER AND CARGO SHIPPING IN NUMBERS

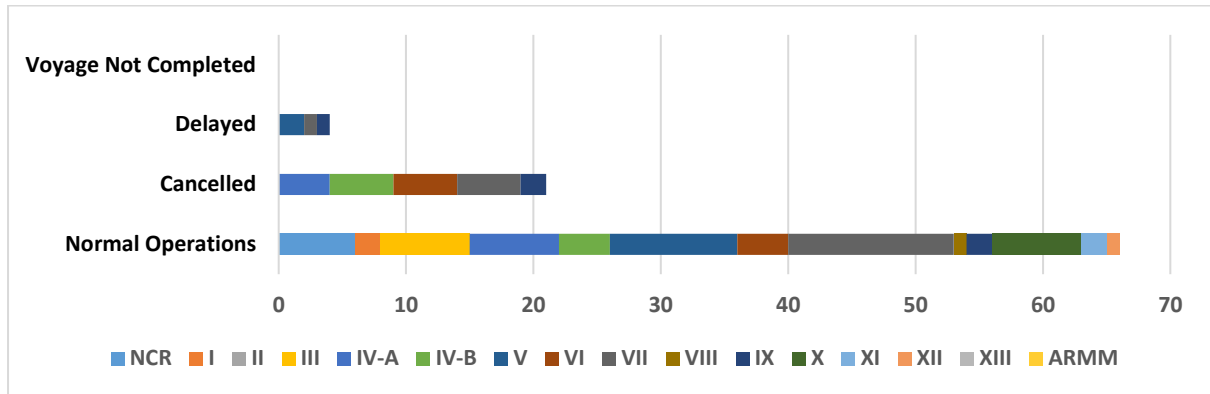
May 24, 2020

- 91** Shipping Operations Recorded
- 55** Passenger Ships Operated
- 36** Cargo Ships Operated
- 66** Ships Operated Normally
- 21** Operations Cancelled
- 4** Operations Delayed
- 0** Operation Uncompleted

### PASSENGER AND CARGO SHIPPING OPERATIONS IN THE PHILIPPINES AMID CODE RED SUBLEVEL 2 FOR THE COVID-19



## I. STATUS OF SHIPPING OPERATIONS NATIONWIDE



On May 24, 2020, there were 91 passenger and cargo shipping operations conducted wherein 66 or 73% were completed in accordance with their Certificate of Public Convenience (CPC).

Out of the 66 operations completed under normal conditions, the reported movements were mostly in the Central Visayas Region at 20% and Bicol Regions at 15%.

Meanwhile, 23% of the passenger and cargo shipping operations were cancelled, all due to the community quarantine measures imposed by the different local government units governing the ships' ports of destination. Mostly affected were operations in the Central Visayas, Western Visayas and Mimaropa Regions.

Four (4) passenger ships or 7% encountered delays due to the additional measures adopted in view of COVID-19 such as temperature screening and inspections.

Lastly, there are no uncompleted shipping operations at the time of reporting.

## II. STATUS OF SHIPPING OPERATIONS BY CLASSIFICATION

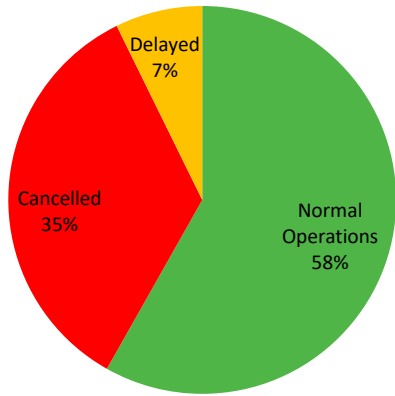
Region	Normal Operations		Cancelled		Delayed		Not Completed	
	Passenger	Cargo	Passenger	Cargo	Passenger	Cargo	Passenger	Cargo
<b>NCR</b>	2	4	0	0	0	0	0	0
<b>I</b>	0	2	0	0	0	0	0	0
<b>II</b>	0	0	0	0	0	0	0	0
<b>III</b>	0	7	0	0	0	0	0	0
<b>IV-A</b>	2	5	4	0	0	0	0	0
<b>IV-B</b>	3	1	5	0	0	0	0	0
<b>V</b>	8	2	0	0	2	0	0	0
<b>VI</b>	2	2	4	1	0	0	0	0
<b>VII</b>	9	4	4	1	1	0	0	0
<b>VIII</b>	0	1	0	0	0	0	0	0
<b>IX</b>	1	1	2	0	1	0	0	0
<b>X</b>	5	2	0	0	0	0	0	0
<b>XI</b>	0	2	0	0	0	0	0	0
<b>XII</b>	0	1	0	0	0	0	0	0
<b>XIII</b>	0	0	0	0	0	0	0	0
<b>ARMM</b>	0	0	0	0	0	0	0	0
<b>Total</b>	<b>32</b>	<b>34</b>	<b>19</b>	<b>2</b>	<b>4</b>	<b>0</b>	<b>0</b>	<b>0</b>

Amid the measures in place due to Code Red Sublevel 2 on COVID-19, 34 out of 36 (94%) cargo ships still operated normally – are 2 chemical tankers, 5 container ships, 3 general cargo ships, 4 LCT ships, 19 oil tankers, and 1 Roro cargo ship.

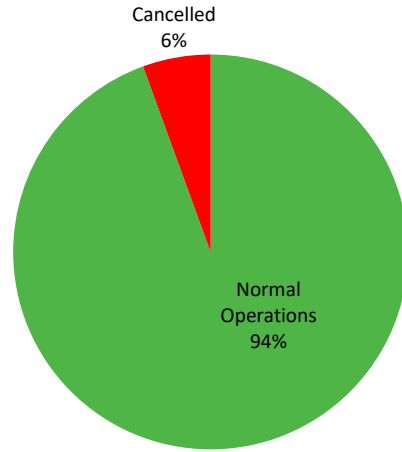
Thirty-two (32) passenger ships completed their voyage – 10 conventional passenger ships, 21 RoPax ships and 1 fast craft ferry completed their operations but mostly only carried cargoes during their voyage.

Meanwhile out of the 55 passenger ships, 42% were affected by the measures adopted in view of COVID-19. These measures caused either the cancellation, delay, or uncompleted operations of 23 passenger ships.

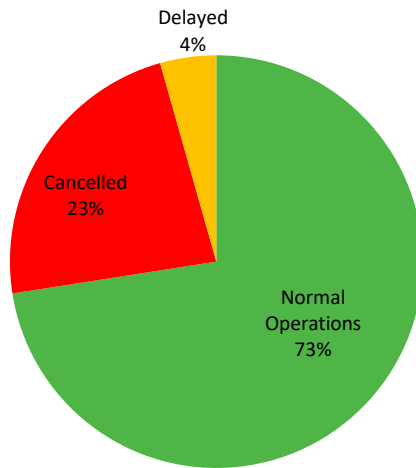
### Passenger Shipping Operations



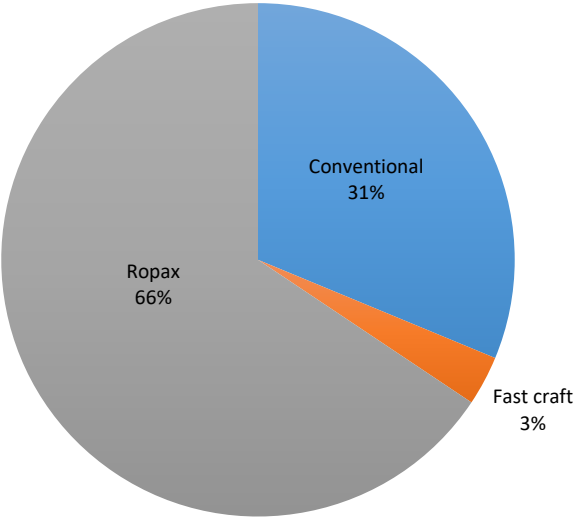
### Cargo Shipping Operations



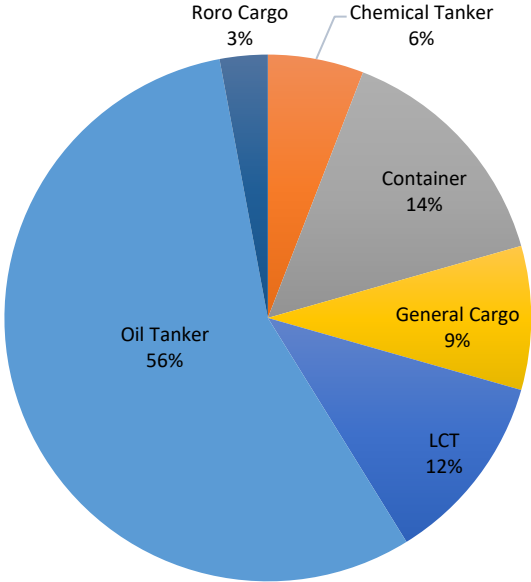
### Passenger & Cargo Shipping Operations



### Passenger Ship Types under Normal Operations



### Cargo Ship Types under Normal Operations





# WEEKLY STATUS OF SHIPPING OPERATIONS

20 March to 21 May 2020

